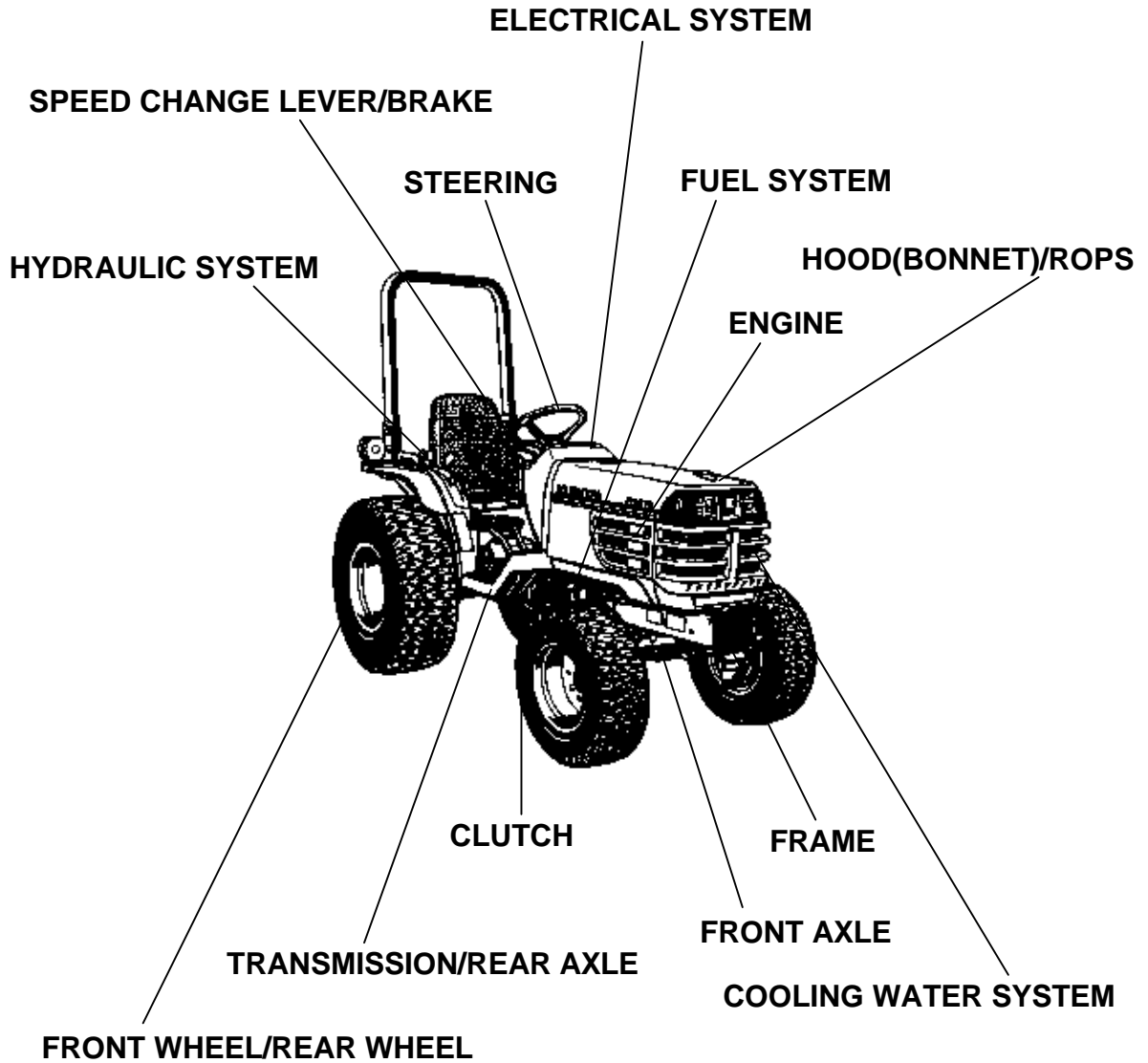


ALL PRODUCT INDEX
B2410HSE



LABELS

OPTION

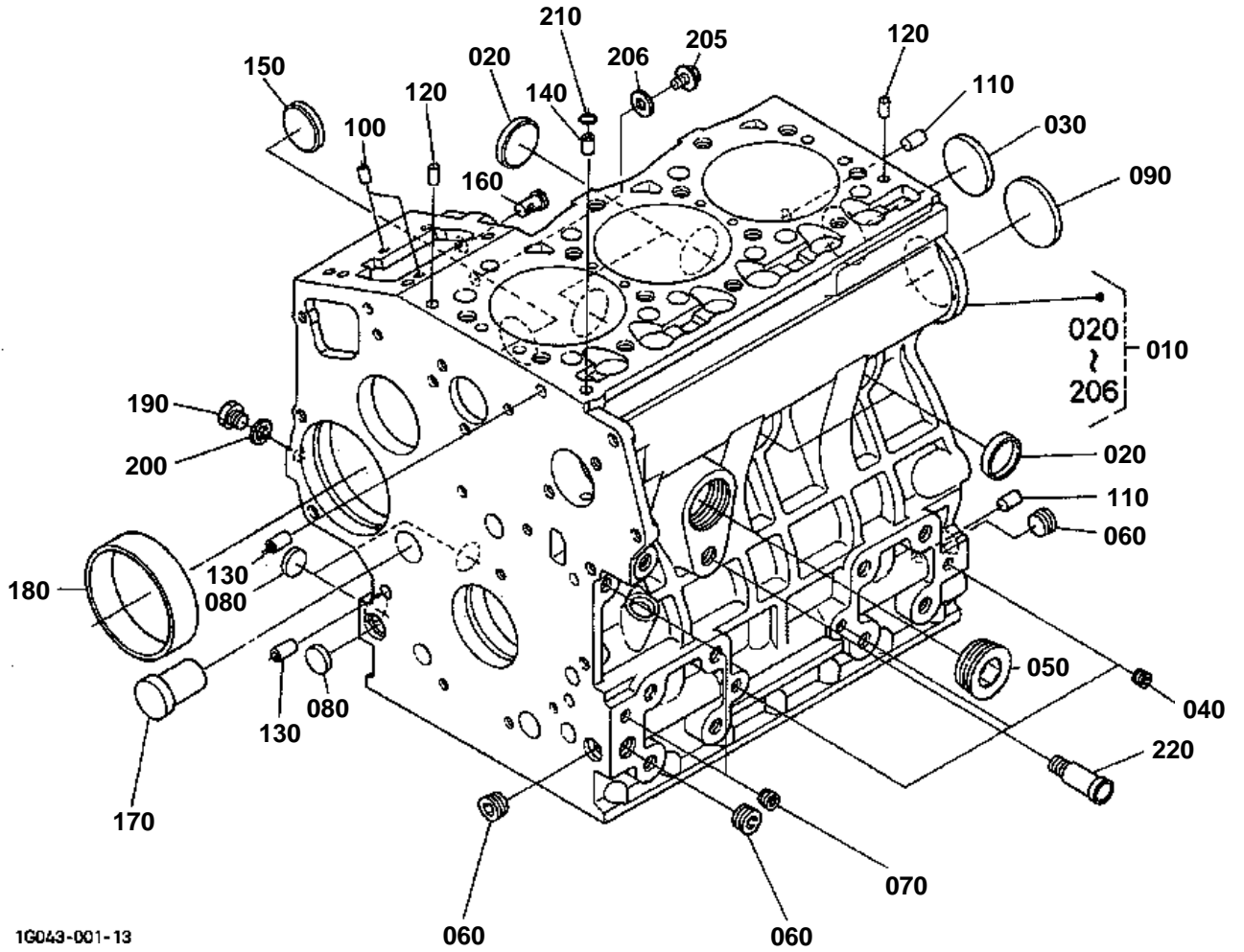
ACCESSORIES

Item	Part No.	Description	Book	
ENGINE	010001	CRANKCASE	100K0566	
	010002	OIL PAN	100K0566	
	010003	CYLINDER HEAD	100K0566	
	010004	GEAR CASE	100K0566	
	010005	HEAD COVER	100K0566	
	010006	OIL FILTER	100K0566	
	010007	DIPSTICK AND GUIDE	100K0566	
	010100	MAIN BEARING CASE	100K0566	
	010101	CAMSHAFT AND IDLE GEAR SHAFT	100K0566	
	010102	PISTON AND CRANKSHAFT	100K0566	
	010103	FLYWHEEL	100K0566	
	010104	CLUTCH	100K0566	
	010105	FUEL CAMSHAFT AND GOVERNOR SHAFT	100K0566	
	010200	ENGINE STOP LEVER	100K0566	
	010202	INJECTION PUMP	100K0566	
	010204	GOVERNOR	100K0566	
	01020401	GOVERNOR	100K0566	
	010205	SPEED CONTROL PLATE	100K0566	
	010206	NOZZLE HOLDER AND GLOW PLUG	100K0566	
	010207	NOZZLE HOLDER [COMPONENT PARTS]	100K0566	
	010301	FUEL PUMP(MECHANICAL)	100K0566	
	010400	DYNAMO AND PULLEY	100K0566	
	010401	DYNAMO [COMPONENT PARTS]	100K0566	
	010500	WATER FLANGE AND THERMOSTAT	100K0566	
	010501	WATER PUMP	100K0566	
	010600	VALVE AND ROCKER ARM	100K0566	
	010601	INLET MANIFOLD	100K0566	
	010602	EXHAUST MANIFOLD	100K0566	
	010603	AIR CLEANER	100K0566	
	010605	MUFFLER	100K0566	
	010700	HYDRAULIC PUMP	100K0566	
	010701	HYDRAULIC PUMP [COMPONENT PARTS]	100K0566	
	010900	UPPER GASKET KIT	100K0566	
	010901	LAWER GASKET KIT	100K0566	
	010910	ALTERNATOR KIT	100K0566	
	010911	ALTERNATOR [COMPONENT PARTS]	100K0566	
	01A001	ACCELERATOR LEVER	100K0566	
	FUEL SYSTEM	01A101	FUEL TANK	100K0566
		01A110	FUEL PIPE	100K0566
		01A11001	FUEL PIPE	100K0566
	COOLING WATER SYSTEM	01A130	FUEL FILTER [COMPONENT PARTS]	100K0566
		01A401	FAN	100K0566
		01A410	WATER PIPE	100K0566
ELECTRICAL SYSTEM	01A42003	RADIATOR [2WD]	100K0566	
	01A430	RESERVE TANK	100K0566	
	01A510	STOP SOLENOID	100K0566	
	01A525	STARTER	100K0566	
	01A530	STARTER [COMPONENT PARTS]	100K0566	
	01A53501	BATTERY [EXCEPT[AU]]	100K0566	
	01B101	SWITCH	100K0566	
	01B10101	SWITCH	100K0566	
	01B115	PANEL BOARD	100K0566	
	01B120	PANEL BOARD [COMPONENT PARTS]	100K0566	
	01B301	HEAD LIGHT	100K0566	
	01B302	HAZARD LIGHT	100K0566	
	01B304	TAIL LIGHT	100K0566	
CLUTCH	01B501	ELECTRICAL WIRING	100K0566	
	01B50101	ELECTRICAL WIRING	100K0566	
	01C110	CLUTCH ROD	100K0566	

Item	Part No.	Description	Book
CLUTCH	01C301	CLUTCH PEDAL	100K0566
	01C40102	CLUTCH HOUSING [2WD]	100K0566
FRAME	01C41302	FRONT FRAME [2WD]	100K0566
	01C415	CENTER FRAME	100K0566
TRANSMISSION/REAR AXLE	01C420	TRANSMISSION CASE	100K0566
	01C425	DIFFERENTIAL GEAR CASE	100K0566
SPEED CHANGE LEVER/BRAKE	01C42701	REAR AXLE CASE [EXCEPT[Bi-SPEED TURN TYPE]]	100K0566
	01D001	CLUTCH SHAFT	100K0566
	01D005	PROPELLER SHAFT	100K0566
	01D010	HST	100K0566
	01D015	HST [COMPONENT PARTS]	100K0566
	01D103	FRONT SHAFT	100K0566
	01D135	PTO SHAFT	100K0566
	01D137	MID PTO	100K0566
	01D140	REAR DIFFERENTIAL	100K0566
	01D149	2ND SHAFT	100K0566
	01D152	3RD SHAFT	100K0566
	01D155	4TH SHAFT	100K0566
	01D217	RANGE GEAR SHIFT FORK	100K0566
	01D220	PTO GEAR SHIFT FORK	100K0566
	01D225	DIFFERENTIAL LOCK SHIFT FORK	100K0566
	01D301	REAR AXLE	100K0566
	01E001	BRAKE	100K0566
	01E005	BRAKE ROD 1	100K0566
	01E01501	PARKING BRAKE LEVER [EXCEPT[AU]]	100K0566
	01F030	SPEED SET LEVER	100K0566
01F107	NEUTRAL HOLDER LINK	100K0566	
01F108	SPEED CONTROL PEDAL	100K0566	
01F110	RANGE GEAR SHIFT LEVER	100K0566	
01F11302	FRONT WHEEL DRIVE LEVER [2WD]	100K0566	
01F125	PTO GEAR SHIFT LEVER	100K0566	
01F143	HYDRAULIC CONTROL LEVER	100K0566	
01F201	BRAKE PEDAL	100K0566	
01F205	DIFFERENTIAL LOCK PEDAL	100K0566	
FRONT AXLE	01G101	FRONT AXLE FRAME [2WD]	100K0566
	01G103	FRONT WHEEL HUB [2WD]	100K0566
STEERING	01H00102	KNUCKLE ARM [2WD]	100K0566
	01H003	DRAG LINK	100K0566
	01H00502	TIE ROD [2WD]	100K0566
HYDRAULIC SYSTEM	01H101	STEERING HANDLE	100K0566
	01H105	STEERING POST	100K0566
	01J101	HYDRAULIC PUMP(PS)	100K0566
	01J105	HYDRAULIC PUMP(PS) [COMPONENT PARTS]	100K0566
	01J201	HYDRAULIC OIL LINE(SUCTION)	100K0566
	01J210	HYDRAULIC OIL LINE(DELIVERY)	100K0566
	01J215	HYDRAULIC OIL LINE(STEERING)	100K0566
	01J235	HYDRAULIC OIL LINE (HST)	100K0566
	01J240	HYDRAULIC OIL LINE (OIL COOLER)	100K0566
	01J245	HYDRAULIC OIL LINE (F/M)	100K0566
	01J301	HYDRAULIC CYLINDER	100K0566
	01J310	HYDRAULIC PISTON/LIFT ARM	100K0566
	01J330	FEED BACK LEVER	100K0566
	01J405	CONTROL VALVE	100K0566
	01J410	CONTROL VALVE [COMPONENT PARTS]	100K0566
01K101	3-POINT LINKAGE 2(LIFT ROD)	100K0566	
01K115	LOWER LINK	100K0566	
01K120	3-POINT LINKAGE 1(LOWER LINK)	100K0566	
01K125	CHECK CHAIN	100K0566	
01L105	DRAWBAR	100K0566	

Item	Part No.	Description	Book
HYDRAULIC SYSTEM	01L115	HITCH	100K0566
	01L12501	PTO PROTECTOR [EXCEPT[AU]]	100K0566
HOOD(BONNET)/ROPS	01M10101	FRONT GRILLE [EXCEPT[AU]]	100K0566
	01M105	BONNET	100K0566
	01M113	PANEL COVER	100K0566
	01M12001	SIDE COVER [EXCEPT[AU]]	100K0566
	01M130	SHUTTER PLATE	100K0566
	01M21001	FENDER [EXCEPT[Bi-SPEED TURN TYPE]]	100K0566
	01M21201	FENDER STAY [EXCEPT[Bi-SPEED TURN TYPE]]	100K0566
	01M215	FLOOR SEAT	100K0566
	01M217	SEAT SUPPORT	100K0566
	01M225	STEP	100K0566
	01M301	ROPS KIT (RIGID TYPE)	100K0566
	01M501	SMV EMBLEM	100K0566
FRONT WHEEL/REAR WHEEL	01R10101	FRONT WHEEL (6.50-10) [EXCEPT[AU]]	100K0566
	01R11001	REAR WHEEL (11.2-16) [EXCEPT[AU]]	100K0566
	01R11002	REAR WHEEL (31X15.5-15) [EXCEPT[AU]]	100K0566
	01R11003	REAR WHEEL (33X12.5-15) [EXCEPT[AU]]	100K0566
	01R11004	REAR WHEEL (12-16.5) [EXCEPT[AU]]	100K0566
LABELS	01S10106	LABEL [2WD] [A]	100K0566
	01S10107	LABEL [2WD] [CA]	100K0566
ACCESSORIES	01T105	ACCESSORIES AND SERVICE PARTS	100K0566
OPTION	01U805	WARKING LIGHT KIT [OPTION]	100K0566
	01U836	POWER STEERING HOSE KIT [OPTION]	100K0566
	01U910	ROPS KIT (FOLDABLE TYPE) [OPTION]	100K0566

CRANKCASE



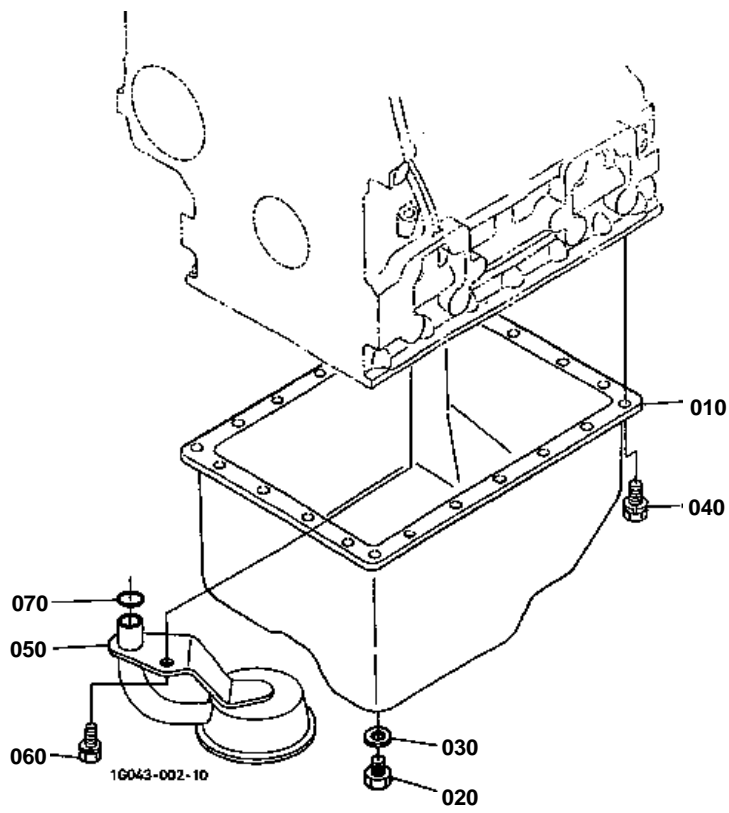
1G043-001-13

**CRANKCASE**

↔ Interchangeable; ≠ not interchangeable; ← new for old; → old for new

REF.No	Part No.	Description	Q'ty	S.No.	I/C	REMARKS	Weight (kgf)	Weight (lb)
010	16613-01013	COMP.CRANKCASE	1	<=YK0004			32	70.4
010	16613-01014	COMP.CRANKCASE	1	>=YL0001	≠		32	70.4
010	16613-01015	COMP.CRANKCASE	1	>=1G0001	≠		31.5	69.3
010	16613-01018	COMP.CRANKCASE	1	>=3L0001	←		32	70.4
020	15451-96270	CAP SEALING	4				0.001	0.0022
030	15221-03490	CAP SEALING	1				0.02	0.044
040	15261-96010	PLUG	3				0.002	0.0044
050	16683-96020	PLUG	1				0.07	0.154
060	16241-96010	PLUG	3				0.007	0.0154
070	15521-96020	PLUG	2				0.003	0.0066
080	17391-96160	PLUG EXPANSION	3				0.003	0.0066
090	16271-96160	PLUG EXPANSION	1				0.025	0.055
100	16225-94510	PIN STRAIGHT	2				0	0
110	16221-94530	PIN STRAIGHT	2				0.006	0.0132
120	16221-94520	PIN STRAIGHT	2				0.005	0.011
130	15231-33960	PIN PIPE	2				0.001	0.0022
140	16241-33650	PIN PIPE	1				0.002	0.0044
150	16241-96262	PLUG FUEL CAMSHAFT	1				0.007	0.0154
160	16261-56280	PIN START SPRING	1				0.004	0.0088
170	16282-96010	PLUG	1				0.09	0.198
180	16271-55350	BUSH GOVERNOR GEAR	1				0.06	0.132
190	15221-33610	PLUG	1				0.009	0.0198
200	15021-33660	GASKET	1				0.001	0.0022
205	01754-50610	BOLT FLANGE	1	>=3L0001			0.006	0.0132
206	15601-96650	GASKET	1	>=3L0001			0.001	0.0022
210	15221-33700	O RING	1				0.001	0.0022
220	15321-73340	PIPE WATER RETURN	1				0.016	0.0352

OIL PAN



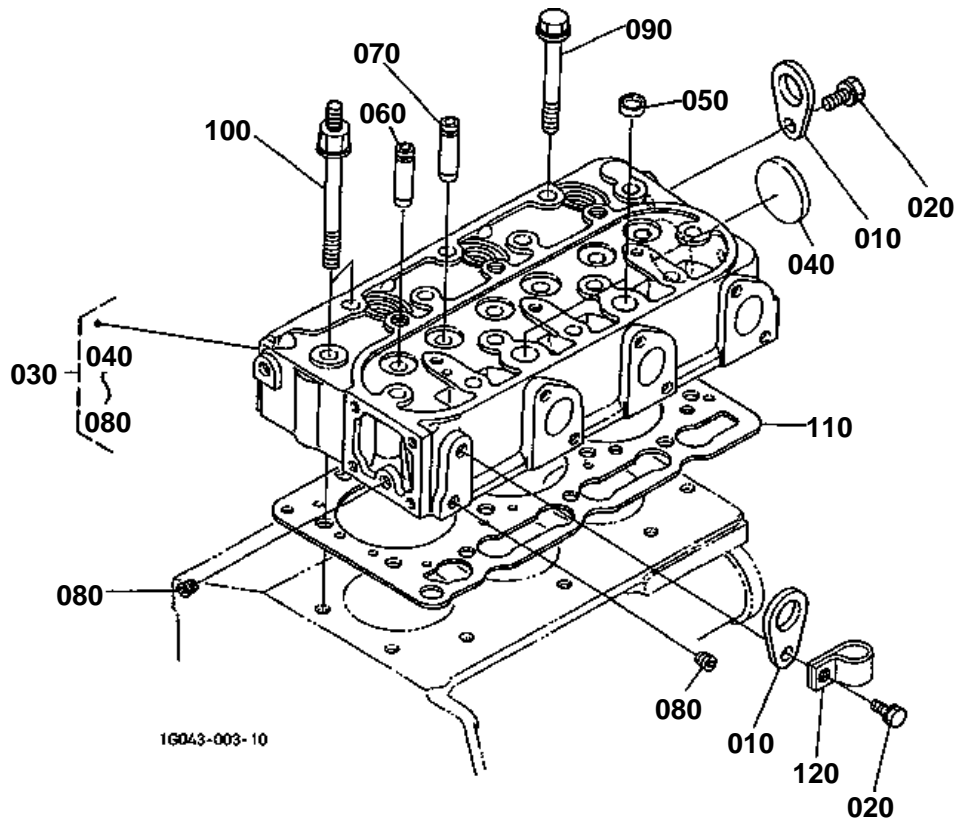


OIL PAN

↔ Interchangeable; ≠ not interchangeable; ← new for old; → old for new

REF.No	Part No.	Description	Q'ty	S.No.	I/C	REMARKS	Weight (kgf)	Weight (lb)
010	6C040-58920	COMP.OIL PAN	1				1.2	2.64
020	15221-33750	PLUG	1				0.032	0.0704
030	6C090-58960	GASKET	1				0.002	0.0044
040	01023-50612	BOLT	22	<=2S9607			0.005	0.011
040	16221-91120	BOLT	22	>=2U0001	←		0.005	0.011
050	16261-32114	FILTER OIL	1				0.21	0.462
060	01123-60816	BOLT	1				0.01	0.022
070	04814-00160	O RING	1				0.001	0.0022

CYLINDER HEAD



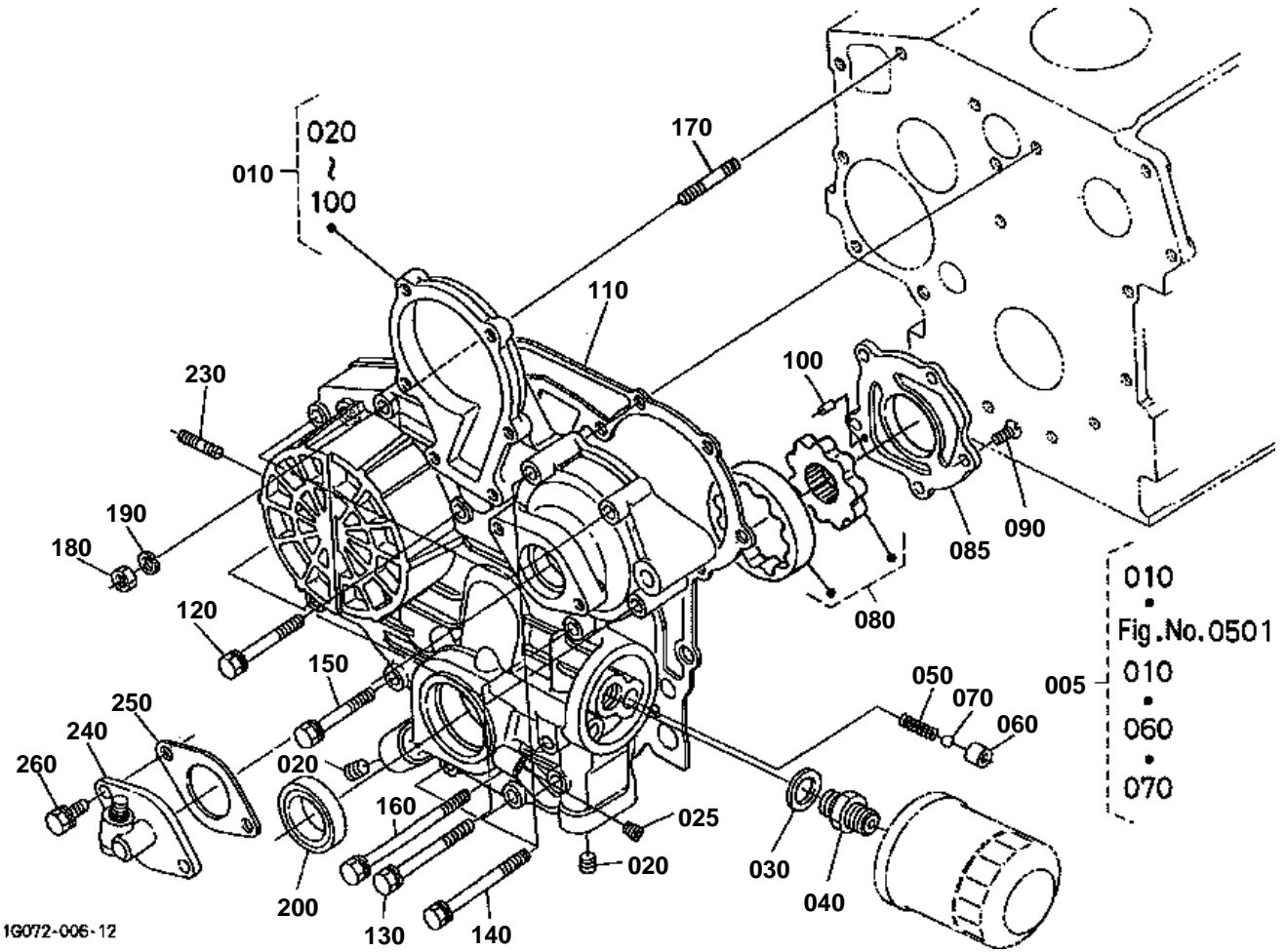


CYLINDER HEAD

↔ Interchangeable; ≠ not interchangeable; ← new for old; → old for new

REF.No	Part No.	Description	Q'ty	S.No.	I/C	REMARKS	Weight (kgf)	Weight (lb)
010	15221-01750	HOOK ENGINE	2				0.04	0.088
020	01123-60814	BOLT	2				0.01	0.022
030	16032-03042	COMP.CYLINDER HEAD	1				9.2	20.24
040	15321-96260	CAP SEALING	1				0.001	0.0022
050	15261-03370	CAP SEALING	2				0.005	0.011
060	16241-13540	GUIDE INLET VALVE	3				0.02	0.044
070	16241-13560	GUIDE EXHAUST VALVE	3				0.01	0.022
080	15261-96010	PLUG	2				0.002	0.0044
090	16241-03450	BOLT CYLINDER HEAD	12				0.07	0.154
100	16216-03450	BOLT CYLINDER HEAD	2				0.07	0.154
110	1E038-03310	GASKET CYL.HEAD	1				0.07	0.154
120	52200-41160	CLAMP CORD	1				0.01	0.022

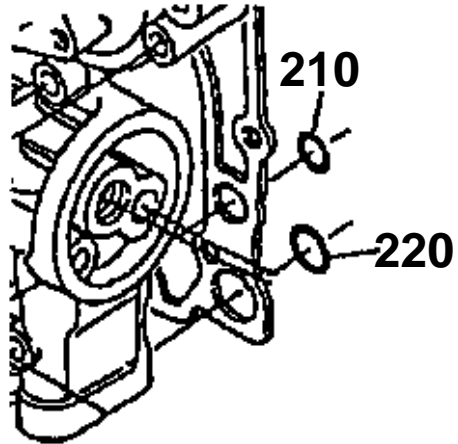
GEAR CASE



1G072-006-12

210 04814-06100

220 04814-00150



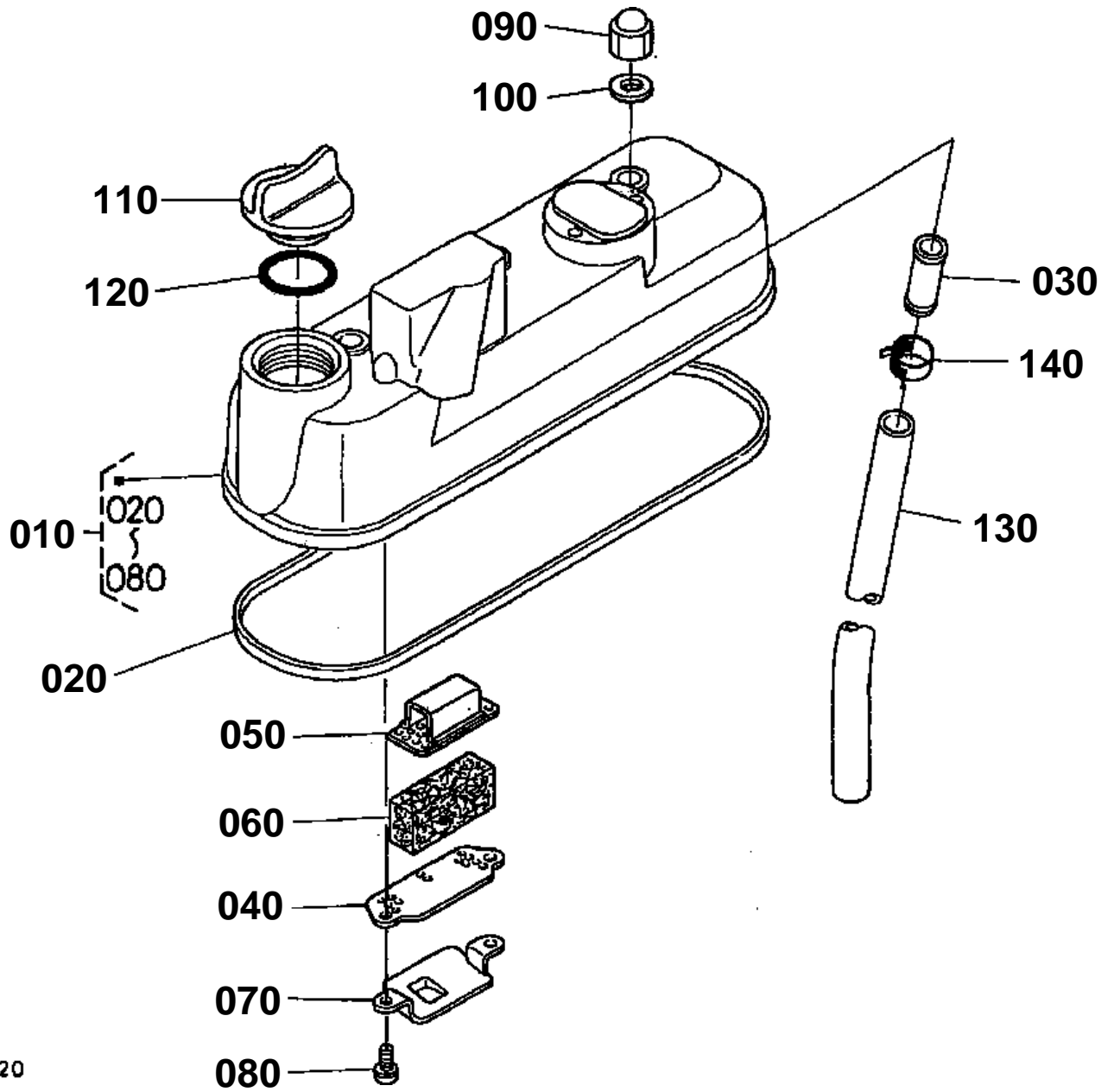
16216-806-10

**GEAR CASE**

↔ Interchangeable; ≠ not interchangeable; ← new for old; → old for new

REF.No	Part No.	Description	Q'ty	S.No.	I/C	REMARKS	Weight (kgf)	Weight (lb)
005	16216-04017	ASSY CASE GEAR	1				3.46	7.612
010	16216-04020	COMP.CASE GEAR	1	<=1S7639		NOT SALE.ORDER BY REF.NO.005	2.45	5.39
010	16216-04025	COMP.CASE GEAR	1	>=1U0001	≠	NOT SALE.ORDER BY REF.NO.005	0	0
010	16216-04026	COMP.CASE GEAR	1	>=1W0001	≠		2.45	5.39
020	16241-96020	PLUG	2				0.015	0.033
025	15521-96020	PLUG	1				0.003	0.0066
030	04011-50180	WASHER PLAIN	1				0.012	0.0264
040	15241-32290	JOINT PIPE	1				0.053	0.1166
050	16241-36950	SPRING	1				0.015	0.033
060	16241-36930	SEAT VALVE	1				0.032	0.0704
070	07715-00201	BALL	1				0.008	0.0176
080	16241-35070	ASSY ROTOR OIL PUMP	1				0.27	0.594
085	16251-35130	COVER OIL PUMP	1				0.09	0.198
090	03017-50620	SCREW CR-REC-BD-HD	5				0.005	0.011
100	05012-00410	PIN STRAIGHT	2				0.001	0.0022
110	16264-04130	GASKET GEAR CASE	1				0.01	0.022
120	01023-50645	BOLT	3				0.01	0.022
130	01023-60650	BOLT	4				0.015	0.033
140	01023-50655	BOLT	4				0.012	0.0264
150	01023-50665	BOLT	1				0.015	0.033
160	16241-91040	BOLT	1				0.015	0.033
170	16245-91530	STUD	1				0.01	0.022
180	02056-50060	NUT	1				0.002	0.0044
190	04512-60060	WASHER SPRING	1				0.001	0.0022
200	16241-04212	SEAL OIL	1				0.012	0.0264
210	04814-06100	O RING	2	<=1S7639			0.003	0.0066
220	04814-00150	O RING	2	<=1S7639			0.001	0.0022
230	16245-91540	STUD	2				0.005	0.011
240	58417-25950	ASSY GEAR CASE H/M	1				0.29	0.638
250	16264-88130	GASKET H/METER UNIT	1				0.002	0.0044
260	01023-50618	BOLT	2				0.006	0.0132

HEAD COVER



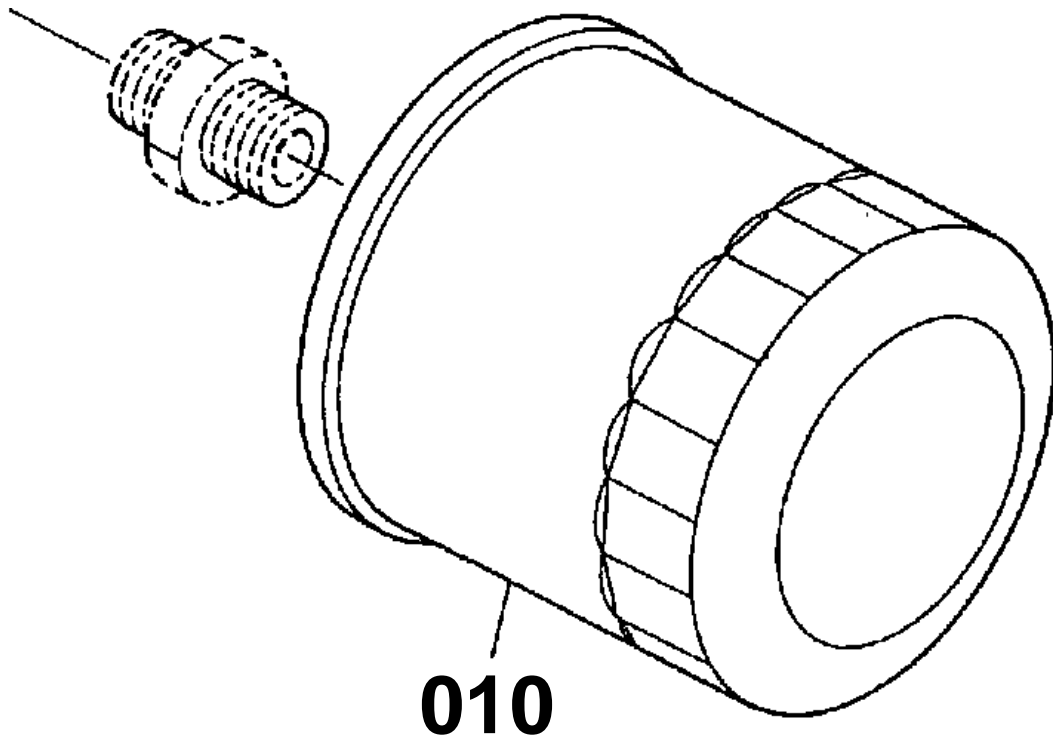
16216-006-20



HEAD COVER

↔ Interchangeable; ≠ not interchangeable; ← new for old; → old for new

REF.No	Part No.	Description	Q'ty	S.No.	I/C	REMARKS	Weight (kgf)	Weight (lb)
010	16261-14503	ASSY COVER CYL.HEAD	1				0.78	1.716
020	16261-14520	GASKET HEAD COVER	1				0.01	0.022
030	16241-05550	JOINT BREATHER PIPE	1				0.02	0.044
040	16241-05140	PLATE B/THER ELEMENT	1				0.005	0.011
050	16241-05150	PLATE B/THER ELEMENT	1				0.01	0.022
060	16241-05670	ELEMENT BREATHER	1				0.01	0.022
070	16241-05370	OIL SHIELD BREATHER	1				0.01	0.022
080	03024-50510	SCREW WITH WASHER	2				0.002	0.0044
090	15952-92330	NUT	3				0.01	0.022
100	15951-96660	GASKET	3				0.001	0.0022
110	15852-33140	PLUG OIL FILLER	1				0.038	0.0836
110	E9151-33140	PLUG OIL FILLER	1		↔		0.017	0.0374
120	04814-50300	O RING	1				0.001	0.0022
130	16271-05510	PIPE BREATHER	1				0.06	0.132
140	16241-33510	BAND PIPE	1				0.005	0.011



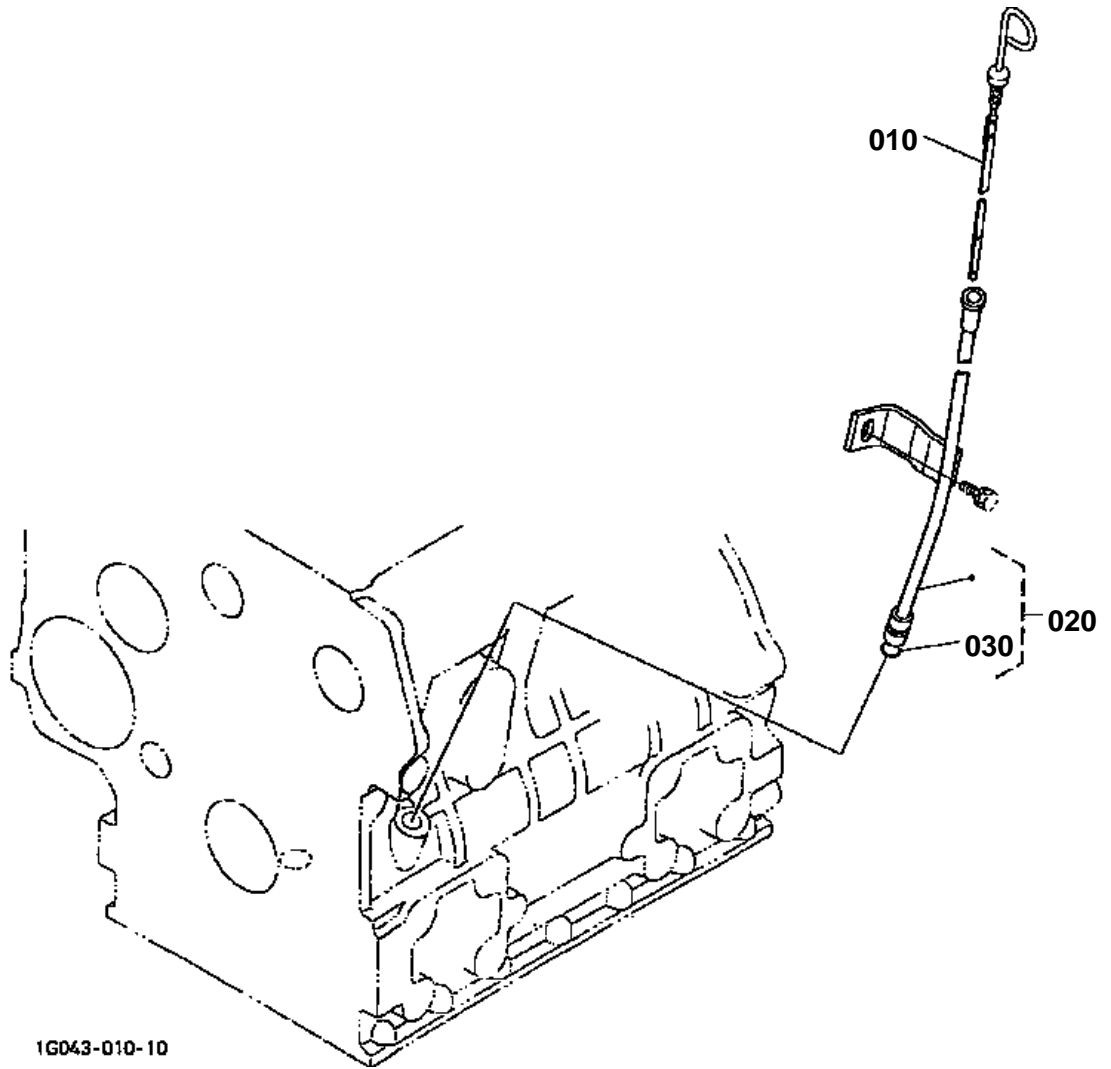
16615-003-10



OIL FILTER

↔ Interchangeable; ≠ not interchangeable; ← new for old; → old for new

REF.No	Part No.	Description	Q'ty	S.No.	I/C	REMARKS	Weight (kgf)	Weight (lb)
010	15241-32090	ASSY CARTRIDGE OIL	1				0.35	0.77



1G043-010-10

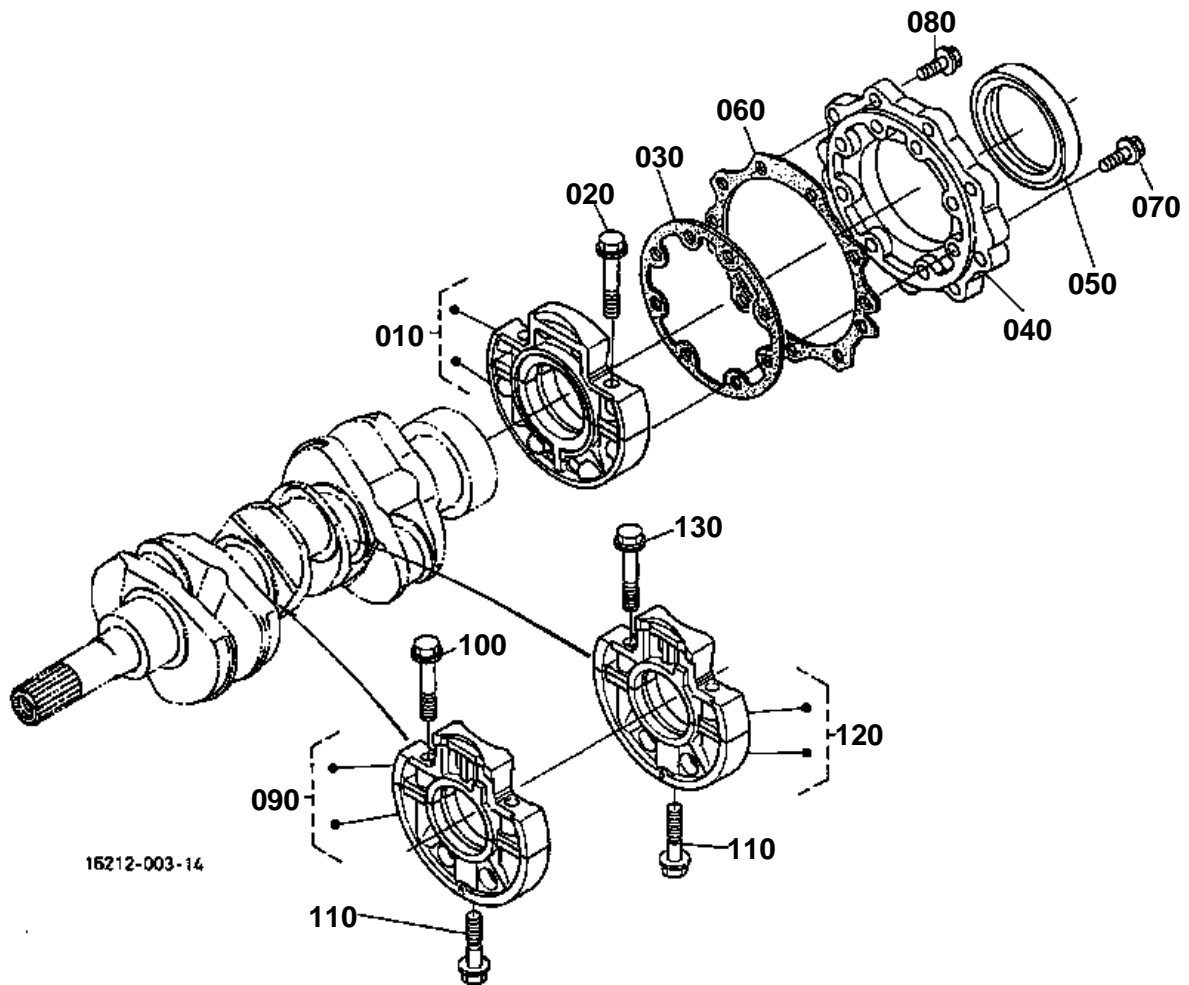


DIPSTICK AND GUIDE

↔ Interchangeable; ≠ not interchangeable; ← new for old; → old for new

REF.No	Part No.	Description	Q'ty	S.No.	I/C	REMARKS	Weight (kgf)	Weight (lb)
010	16216-36412	GAUGE OIL	1				0.03	0.066
020	16216-36500	ASSY GUIDE OIL GAUGE	1	<=3Y0886			0.14	0.308
020	16216-36502	ASSY GUIDE OIL GAUGE	1	>=4A0001	←		0.14	0.308
030	04814-00090	O RING	1				0.001	0.0022

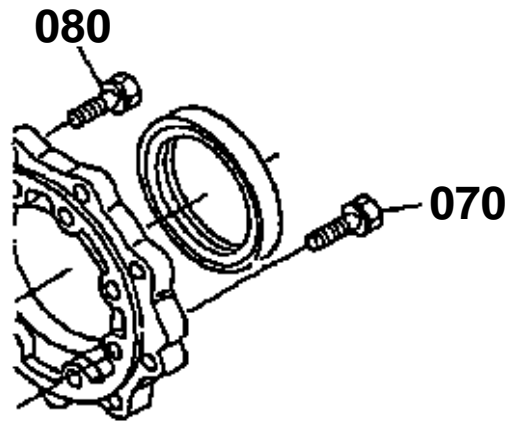
MAIN BEARING CASE



15212-003-14

070 01023-50625

080 01023-50620



16212-803-10

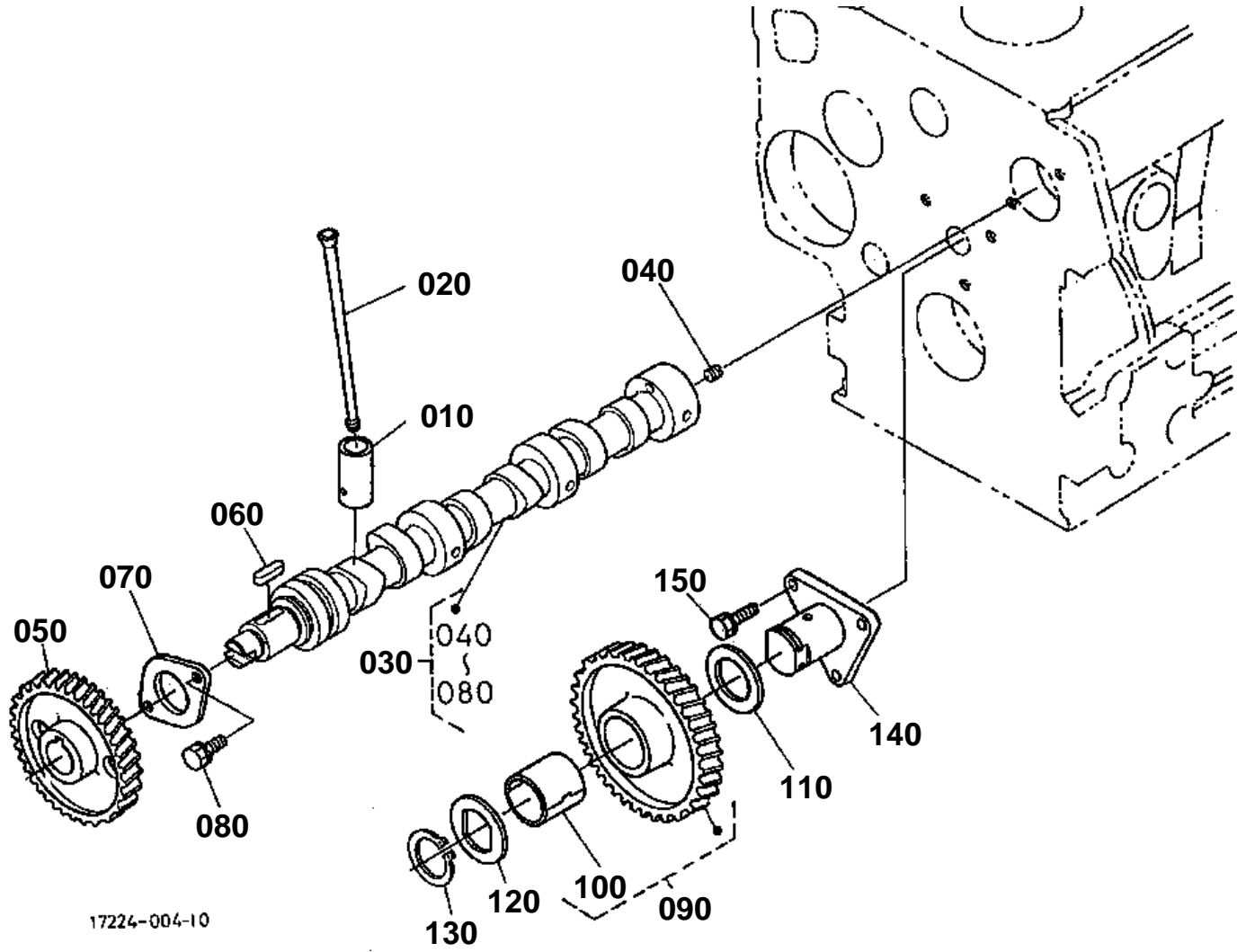


MAIN BEARING CASE

↔ Interchangeable; ≠ not interchangeable; ← new for old; → old for new

REF.No	Part No.	Description	Q'ty	S.No.	I/C	REMARKS	Weight (kgf)	Weight (lb)
010	16241-04092	ASSY CASE MAIN BRG.	1				1.13	2.486
020	16241-04540	BOLT BEARING CASE	2				0.02	0.044
030	16264-04360	GASKET BRG.CASE	1				0.002	0.0044
040	16241-04813	COVER BEARING CASE	1				0.22	0.484
050	16271-04460	SEAL OIL	1				0.04	0.088
060	16264-04820	GASKET	1				0.008	0.0176
070	01023-50625	BOLT	8				0.007	0.0154
080	01023-50620	BOLT	9				0.006	0.0132
090	16261-04040	ASSY CASE MAIN BRG.	1				0.9	1.98
100	16241-04540	BOLT BEARING CASE	2				0.02	0.044
110	16241-04560	BOLT BEARING CASE	2				0.03	0.066
120	16261-04050	ASSY CASE MAIN BRG.	1				1.11	2.442
130	16241-04540	BOLT BEARING CASE	2				0.02	0.044

CAMSHAFT AND IDLE GEAR SHAFT



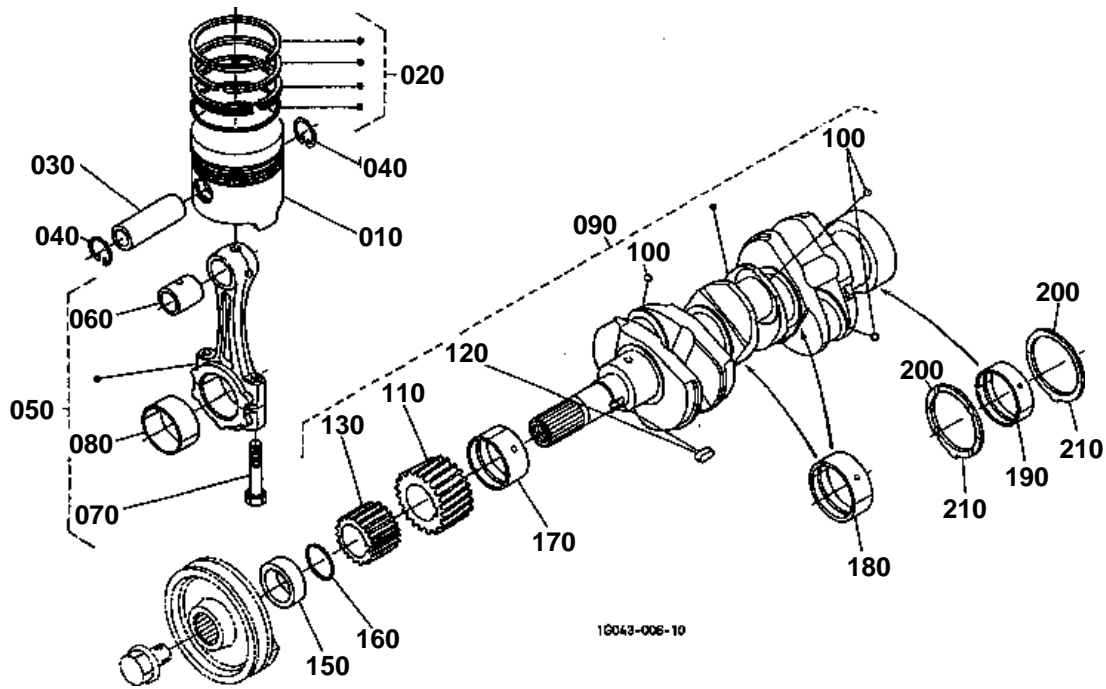


CAMSHAFT AND IDLE GEAR SHAFT

↔ Interchangeable; ≠ not interchangeable; ← new for old; → old for new

REF.No	Part No.	Description	Q'ty	S.No.	I/C	REMARKS	Weight (kgf)	Weight (lb)
010	16261-15550	TAPPET	6				0.035	0.077
020	16241-15110	PUSH ROD	6				0.03	0.066
030	16261-16010	ASSY CAMSHAFT	1				1.7	3.74
040	15521-93610	SCREW SET	1				0.002	0.0044
050	16241-16510	GEAR CAM	1				0.45	0.99
060	05712-00518	KEY FEATHER	1				0.003	0.0066
070	16241-16270	STOPPER CAMSHAFT	1				0.04	0.088
080	01023-50614	BOLT	2	≤2D0119			0.005	0.011
080	01023-50616	BOLT	2	≥2E0004	←		0.005	0.011
090	16251-24010	COMP GEAR IDLE	1				0.63	1.386
100	16251-24980	BUSH IDLE GEAR	1				0.035	0.077
110	16251-24360	COLLAR IDLE GEAR	1				0.012	0.0264
120	15741-24370	COLLAR IDLE GEAR	1				0.015	0.033
130	15741-24320	CIR CLIP IDLE GEAR	1				0.01	0.022
140	16251-24250	SHAFT IDLE GEAR	1				0.36	0.792
150	01023-50616	BOLT	3				0.005	0.011

PISTON AND CRANKSHAFT



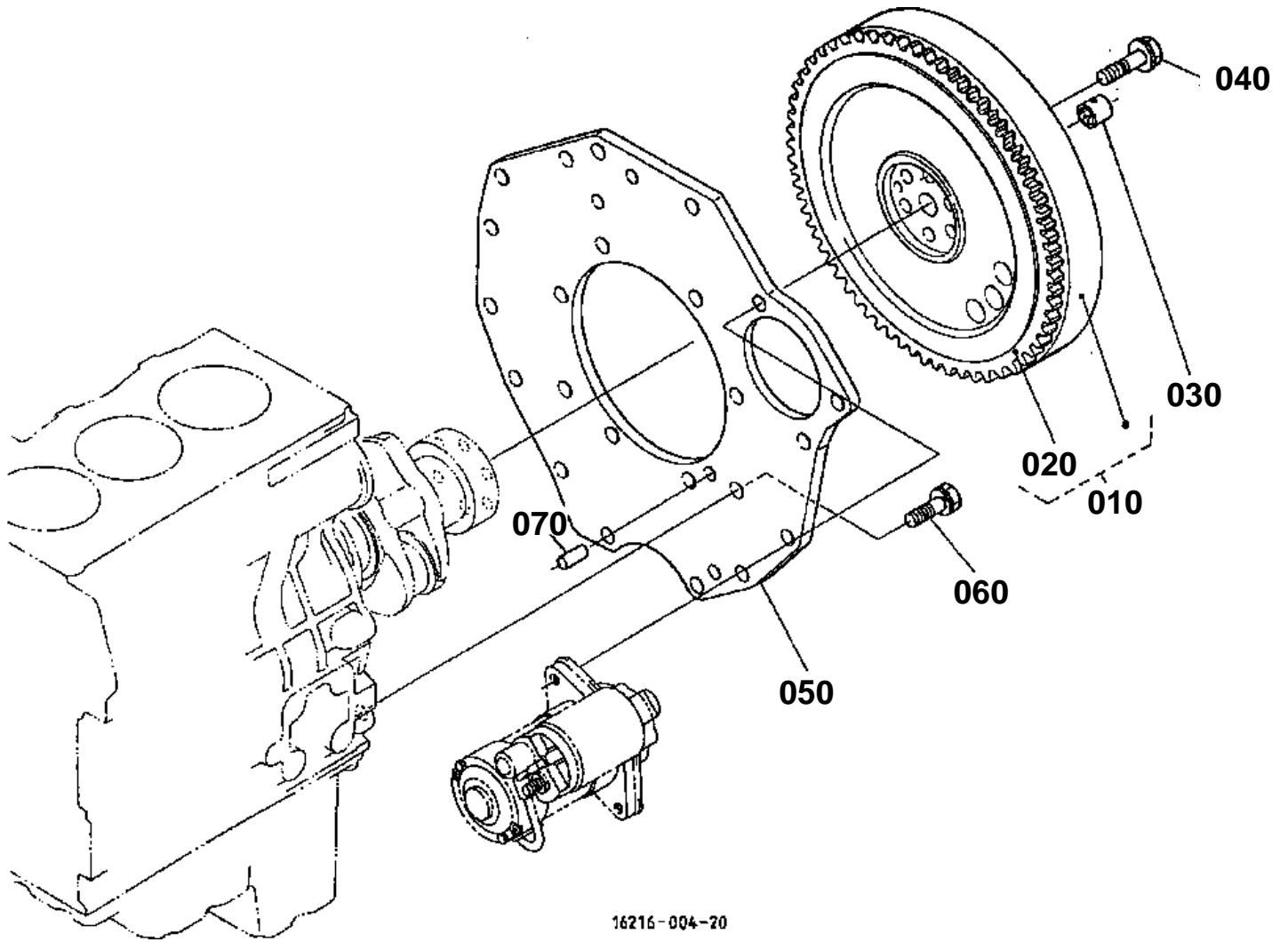


PISTON AND CRANKSHAFT

↔ Interchangeable; ≠ not interchangeable; ← new for old; → old for new

REF.No	Part No.	Description	Q'ty	S.No.	I/C	REMARKS	Weight (kgf)	Weight (lb)
010	16060-21110	PISTON	3			STD	0.4	0.88
010	16060-21910	PISTON	3			+0.50mm	0.415	0.913
020	16261-21050	ASSY PISTON RING	3			STD	0.042	0.0924
020	16261-21090	ASSY PISTON RING	3			+0.50mm	0.05	0.11
030	16241-21310	PIN PISTON	3				0.135	0.297
040	16241-21330	CIR CLIP PISTON PIN	6				0.002	0.0044
050	16241-22012	ASSY ROD CONNECTING	3				0.545	1.199
060	16241-21980	BUSH PISTON PIN	3	≤3M1525 ≥3N0001	←		0.003	0.0066
060	16241-21982	BUSH PISTON PIN	3					0.03
070	16241-22142	BOLT CONNECTING ROD	6				0.024	0.0528
080	16241-22310	METAL CRANKPIN	3			STD SET	0.038	0.0836
080	16241-22970	METAL CRANKPIN	3			-0.20mm SET	0.08	0.176
080	16241-22980	METAL CRANKPIN	3			-0.40mm SET	0.1	0.22
090	16261-23013	COMP.CRANKSHAFT	1				9.58	21.076
100	07715-00401	BALL	3				0.001	0.0022
110	16241-24110	GEAR CRANK	1				0.15	0.33
120	16271-95230	KEY	1				0.005	0.011
130	16241-35630	GEAR OIL PUMP DRIVE	1				0.102	0.2244
140	99999-99999	BLANK	0				0	0
150	16271-23250	COLLAR CRANKSHAFT	1				0.055	0.121
160	04814-10280	O RING	1				0.001	0.0022
170	16241-23470	METAL CRANKSHAFT	1			STD	0.06	0.132
170	16241-23910	METAL CRANKSHAFT	1			-0.20mm	0.03	0.066
170	16241-23920	METAL CRANKSHAFT	1			-0.40mm	0.068	0.1496
180	16241-23480	METAL CRANKSHAFT	2			STD SET	0.05	0.11
180	16241-23930	METAL CRANKSHAFT	2			-0.20mm SET	0.1	0.22
180	16241-23940	METAL CRANKSHAFT	2			-0.40mm SET	0.05	0.11
190	16292-23490	METAL CRANKSHAFT	1			STD SET	0.07	0.154
190	16292-23860	METAL CRANKSHAFT	1			-0.20mm SET	0.05	0.11
190	16292-23870	METAL CRANKSHAFT	1			-0.40mm SET	0.05	0.11
200	15521-23530	METAL SIDE	2			STD	0.01	0.022
200	15521-23950	METAL SIDE	2			+0.20mm	0.01	0.022
200	15521-23960	METAL SIDE	2			+0.40mm	0.01	0.022
210	19202-23540	METAL SIDE	2			STD	0.01	0.022
210	19202-23970	METAL SIDE	2			+0.20mm	0.01	0.022
210	19202-23980	METAL SIDE	2			+0.40mm	0.01	0.022

FLYWHEEL

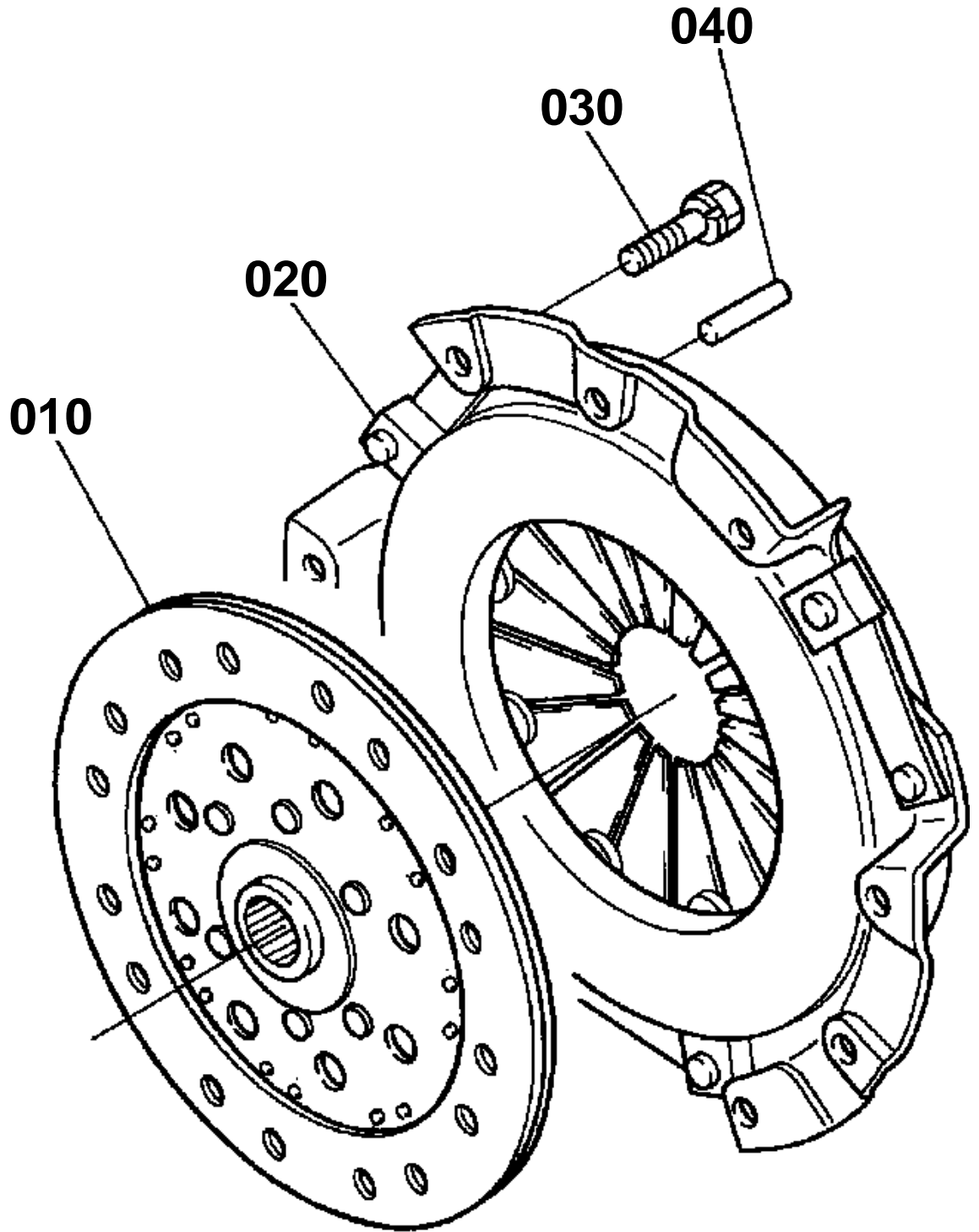


16216-004-20

**FLYWHEEL**

↔ Interchangeable; ≠ not interchangeable; ← new for old; → old for new

REF.No	Part No.	Description	Q'ty	S.No.	I/C	REMARKS	Weight (kgf)	Weight (lb)
010	16261-25015	COMP.FLYWHEEL	1				17.2	37.84
020	16261-63822	GEAR RING	1				0.79	1.738
030	66621-14120	BEARING DRY	1				0.006	0.0132
040	16271-25160	BOLT FLYWHEEL	6				0.036	0.0792
050	6C040-58912	PLATE REAR END	1				3.64	8.008
060	15261-91190	BOLT	8				0.03	0.066
070	16221-94530	PIN STRAIGHT	1				0.006	0.0132



16216-001-10

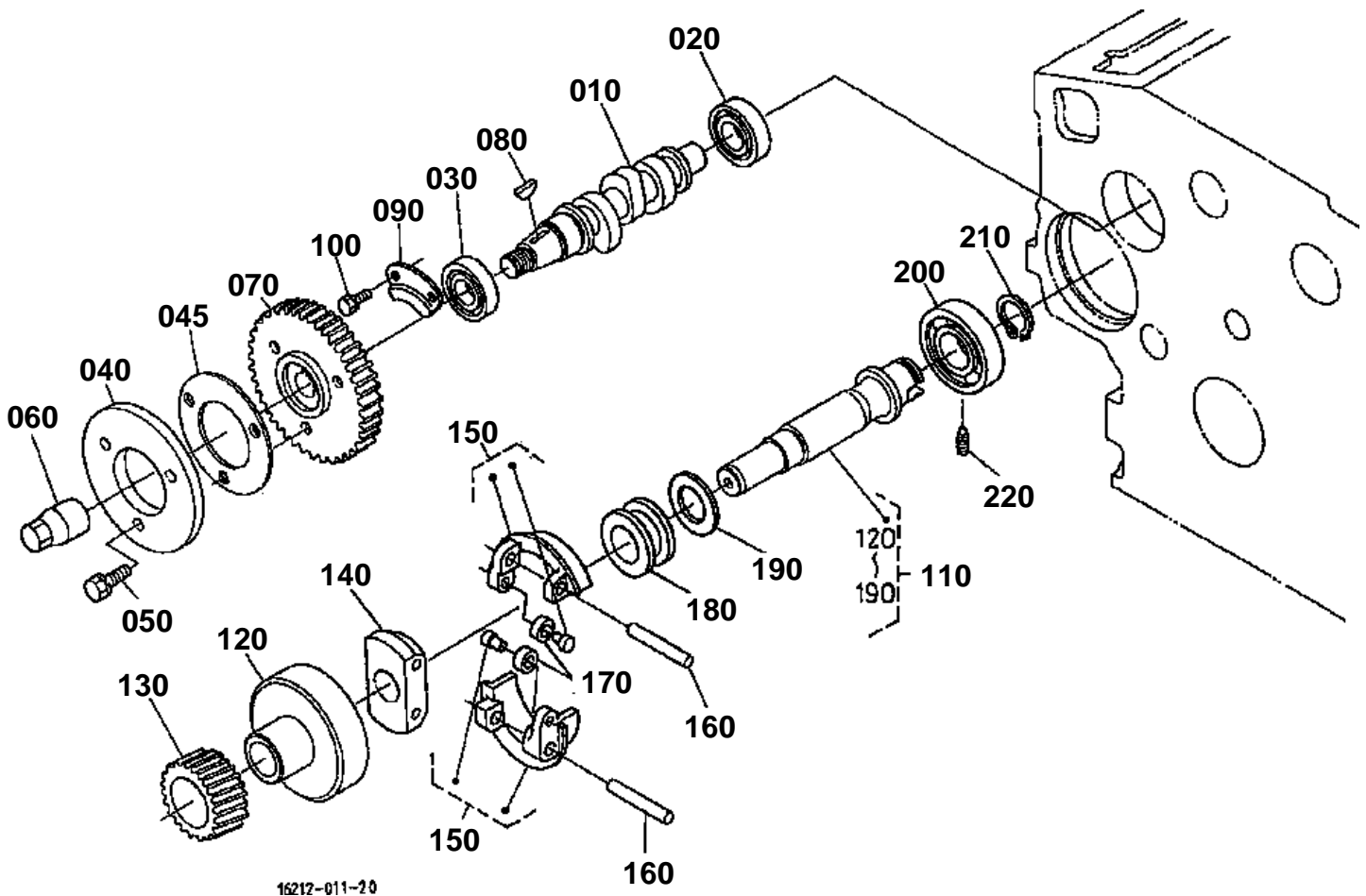


CLUTCH

↔ Interchangeable; ≠ not interchangeable; ← new for old; → old for new

REF.No	Part No.	Description	Q'ty	S.No.	I/C	REMARKS	Weight (kgf)	Weight (lb)
010	6C040-13402	COMP.DISK CLUTCH	1				0.88	1.936
020	6C040-13300	COMP.PLATE PRESSURE	1				4.01	8.822
030	01123-60816	BOLT	6				0.01	0.022
040	16221-94530	PIN STRAIGHT	3				0.006	0.0132

FUEL CAMSHAFT AND GOVERNOR SHAFT



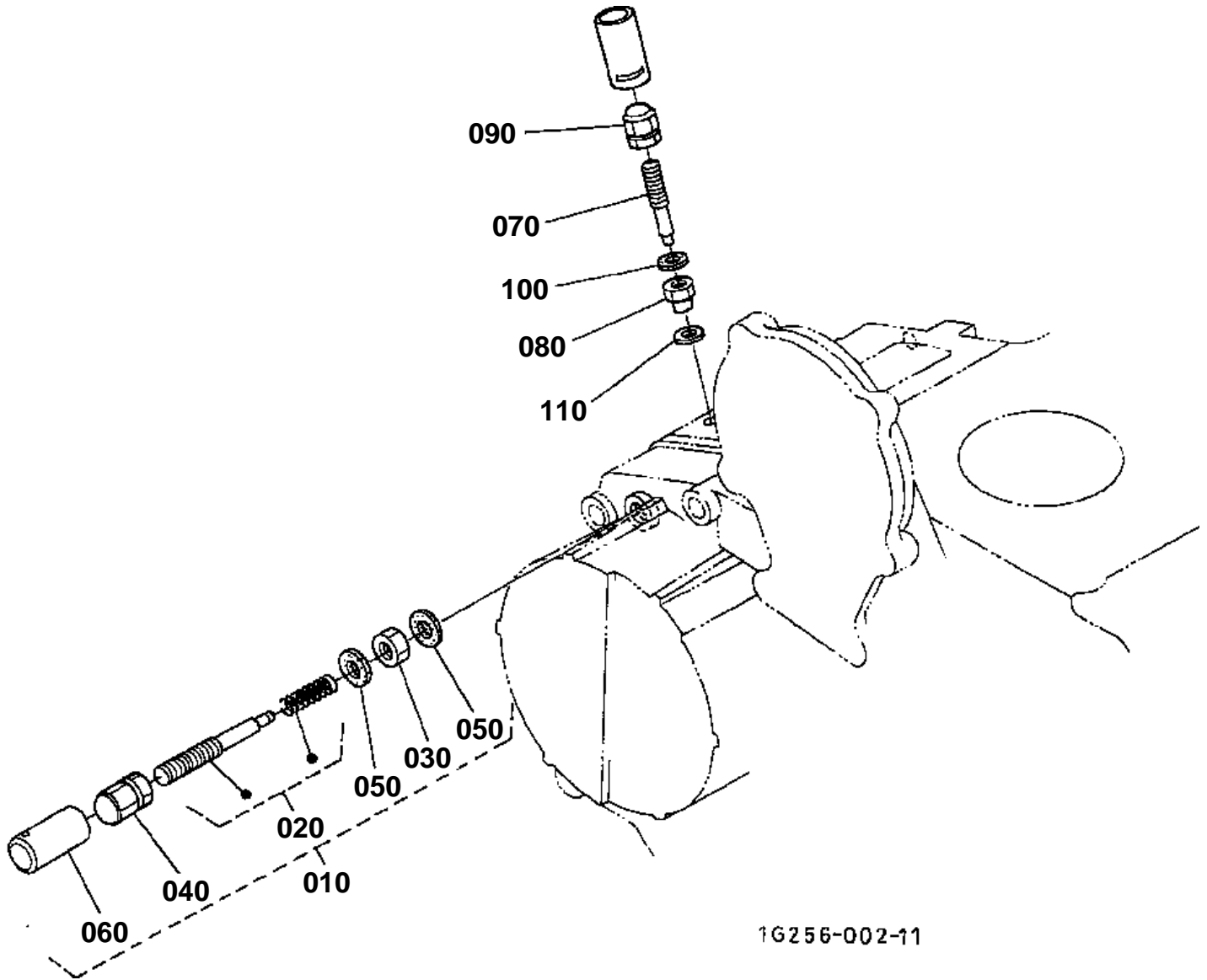


FUEL CAMSHAFT AND GOVERNOR SHAFT

↔ Interchangeable; ≠ not interchangeable; ← new for old; → old for new

REF.No	Part No.	Description	Q'ty	S.No.	I/C	REMARKS	Weight (kgf)	Weight (lb)
010	16020-16170	CAMSHAFT FUEL	1				0.38	0.836
020	08103-06202	BEARING BALL	1				0.05	0.11
020	16261-97300	BEARING BALL	1		↔		0.044	0.0968
030	08153-06204	BEARING BALL	1				0.11	0.242
040	16241-51113	CAM FUEL	1				0.196	0.4312
045	16241-51190	WASHER	1				0.029	0.0638
050	01023-50618	BOLT	3				0.006	0.0132
060	16241-92330	NUT	1				0.035	0.077
070	16272-51150	GEAR INJECTION PUMP	1				0.49	1.078
080	16241-95230	KEY WOODRUFF	1				0.001	0.0022
090	16241-16320	STOPPER FUEL.C/SHAFT	1				0.04	0.088
100	01023-50612	BOLT	2	<=2D0119			0.005	0.011
100	01023-50616	BOLT	2	>=2E0004	←		0.005	0.011
110	16265-55013	ASSY SHAFT GOVERNOR	1				1.22	2.684
120	16241-55392	HOLDER GOVERNOR GEAR	1				0.34	0.748
130	16282-55320	GEAR GOVERNOR	1				0.24	0.528
140	16241-55270	HOLDER GOV.WEIGHT	1				0.085	0.187
150	16241-55062	COMP.WEIGHT GOVERNOR	2				0.085	0.187
160	16241-55260	SHAFT GOV. WEIGHT	2				0.013	0.0286
170	19484-55440	ROLLER	2				0.005	0.011
180	16241-55450	SLEEVE GOVERNOR	1				0.04	0.088
190	16241-55463	WASHER THRUST	1				0.005	0.011
200	08101-06304	BEARING BALL	1				0.146	0.3212
200	16261-97320	BEARING BALL	1		↔		0.14	0.308
210	16271-55410	CIR CLIP GOV.SHAFT	1				0.005	0.011
220	16241-55554	SCREW SET	1				0.007	0.0154

ENGINE STOP LEVER



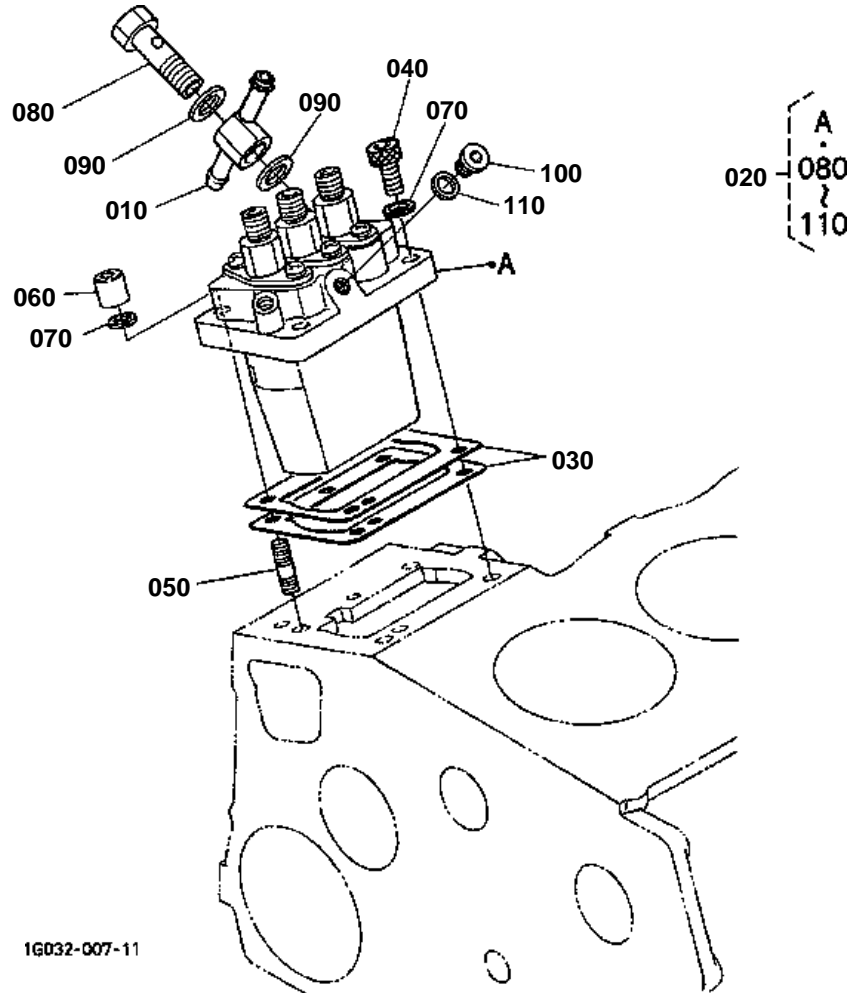


ENGINE STOP LEVER

↔ Interchangeable; ≠ not interchangeable; ← new for old; → old for new

REF.No	Part No.	Description	Q'ty	S.No.	I/C	REMARKS	Weight (kgf)	Weight (lb)
010	16271-54090	APPARATUS FUEL LIMIT	1				0.029	0.0638
020	16241-54102	ASSY BOLT ADJUSTING	1				0.008	0.0176
030	15841-92020	NUT	1				0.004	0.0088
040	15841-92330	NUT	1				0.006	0.0132
050	15601-96650	GASKET	2				0.001	0.0022
060	16221-54420	CAP	1				0.001	0.0022
070	16241-54120	BOLT ADJUSTING	1				0.005	0.011
080	1G031-54210	NUT LOCK	1				0.003	0.0066
090	15841-92330	NUT	1				0.006	0.0132
100	15601-96650	GASKET	1				0.001	0.0022
110	1G031-96650	GASKET	1				0	0

INJECTION PUMP



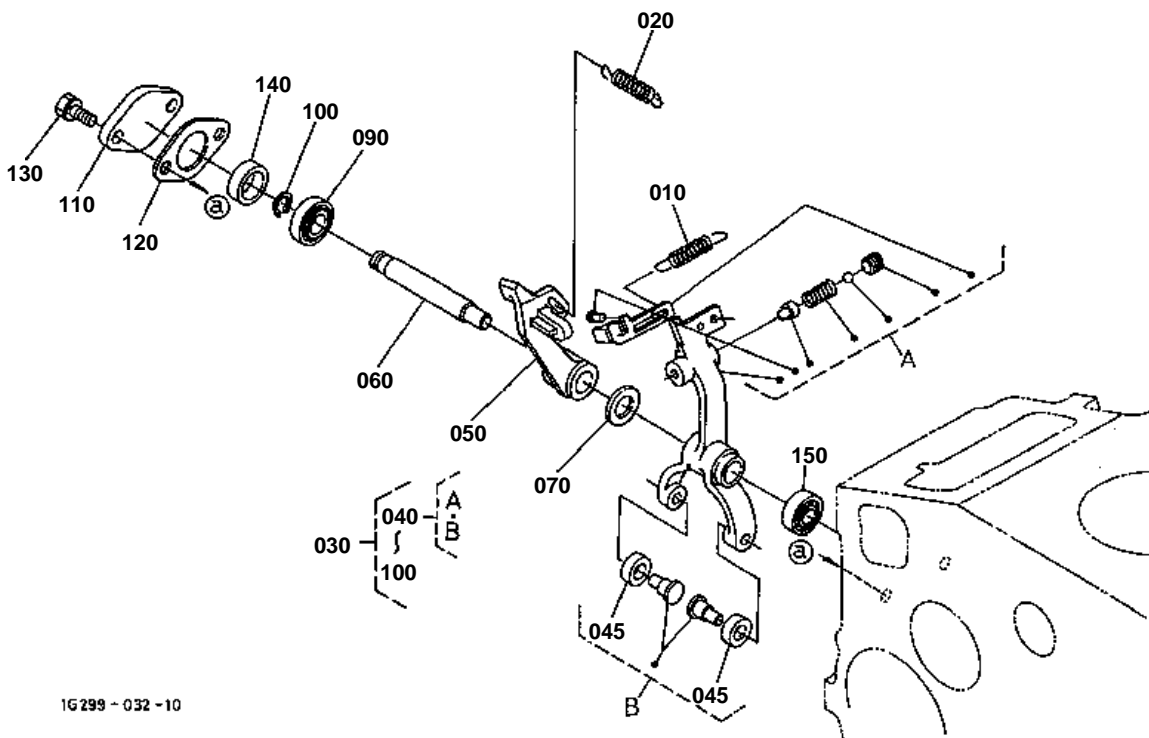


INJECTION PUMP

↔ Interchangeable; ≠ not interchangeable; ← new for old; → old for new

REF.No	Part No.	Description	Q'ty	S.No.	I/C	REMARKS	Weight (kgf)	Weight (lb)
010	16271-95690	JOINT EYE	1				0.046	0.1012
020	16032-51010	ASSY PUMP INJECTION	1				1	2.2
030	16006-52092	SHIM INJECTION PUMP	1			0.20mm	0.004	0.0088
030	16006-52112	SHIM INJECTION PUMP	1			0.25mm	0.004	0.0088
030	16006-52122	SHIM INJECTION PUMP	1			0.30mm	0.006	0.0132
040	01311-10620	BOLT HEX-SOC-HD	2				0.012	0.0264
050	15841-91500	STUD	2				0.02	0.044
060	15841-92320	NUT	2				0.01	0.022
070	04512-60060	WASHER SPRING	4				0.001	0.0022
080	16271-51320	SCREW FOLLOW	1				0.031	0.0682
090	15841-96650	GASKET	2				0.001	0.0022
100	16030-96010	PLUG	1				0.008	0.0176
110	15861-96650	GASKET	1				0.001	0.0022

GOVERNOR



1G299-032-10

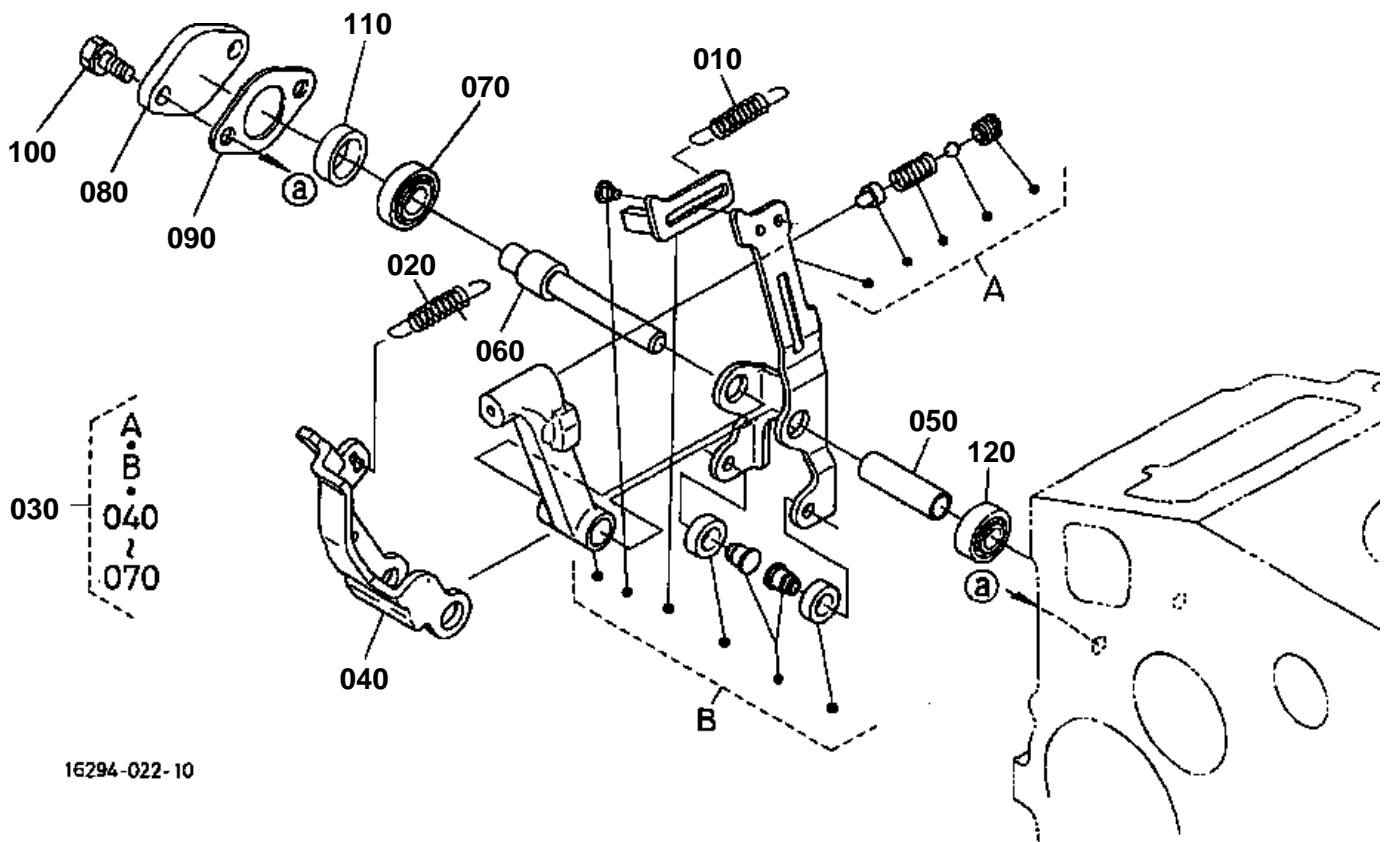


GOVERNOR
S.No.;<=3Y0886

↔ Interchangeable; ≠ not interchangeable; ← new for old; → old for new

REF.No	Part No.	Description	Q'ty	S.No.	I/C	REMARKS	Weight (kgf)	Weight (lb)
010	16261-56480	SPRING START	1				0.002	0.0044
020	16271-56414	SPRING GOVERNOR	1	<=XZ0500			0.022	0.0484
020	1G043-56410	SPRING GOVERNOR	1	>=YA0001	≠		0.019	0.0418
030	16216-56054	ASSY LEVER FORK	1	<=2F0161			0	0
030	16216-56055	ASSY LEVER FORK	1	>=2G0008	←		0.25	0.55
040	16216-56044	COMP.LEVER FORK	1	<=2F0161			0	0
040	16216-56045	COMP.LEVER FORK	1	>=2G0008	←		0.13	0.286
045	19484-55440	ROLLER	2				0.005	0.011
050	16222-56130	LEVER FORK	1	<=2F0161			0	0
050	16222-56133	LEVER FORK	1	>=2G0008	←		0.06	0.132
060	16241-56153	SHAFT FORK LEVER	1				0.04	0.088
070	16241-94010	WASHER PLAIN	1				0.002	0.0044
080	99999-99999	BLANK	0				0	0
090	16241-56330	BEARING MINIATURIZE	1				0.007	0.0154
100	04612-00090	CIR CLIP EXTERNAL	1				0.001	0.0022
110	16241-56250	COVER FORK LEV.SHAFT	1				0.013	0.0286
120	16299-56260	GASKET	1				0.002	0.0044
130	01023-50614	BOLT	2				0.005	0.011
140	16241-56210	COLLAR	1				0.008	0.0176
150	16241-56340	BEARING MINIATURIZE	1				0.007	0.0154

GOVERNOR



16294-022-10

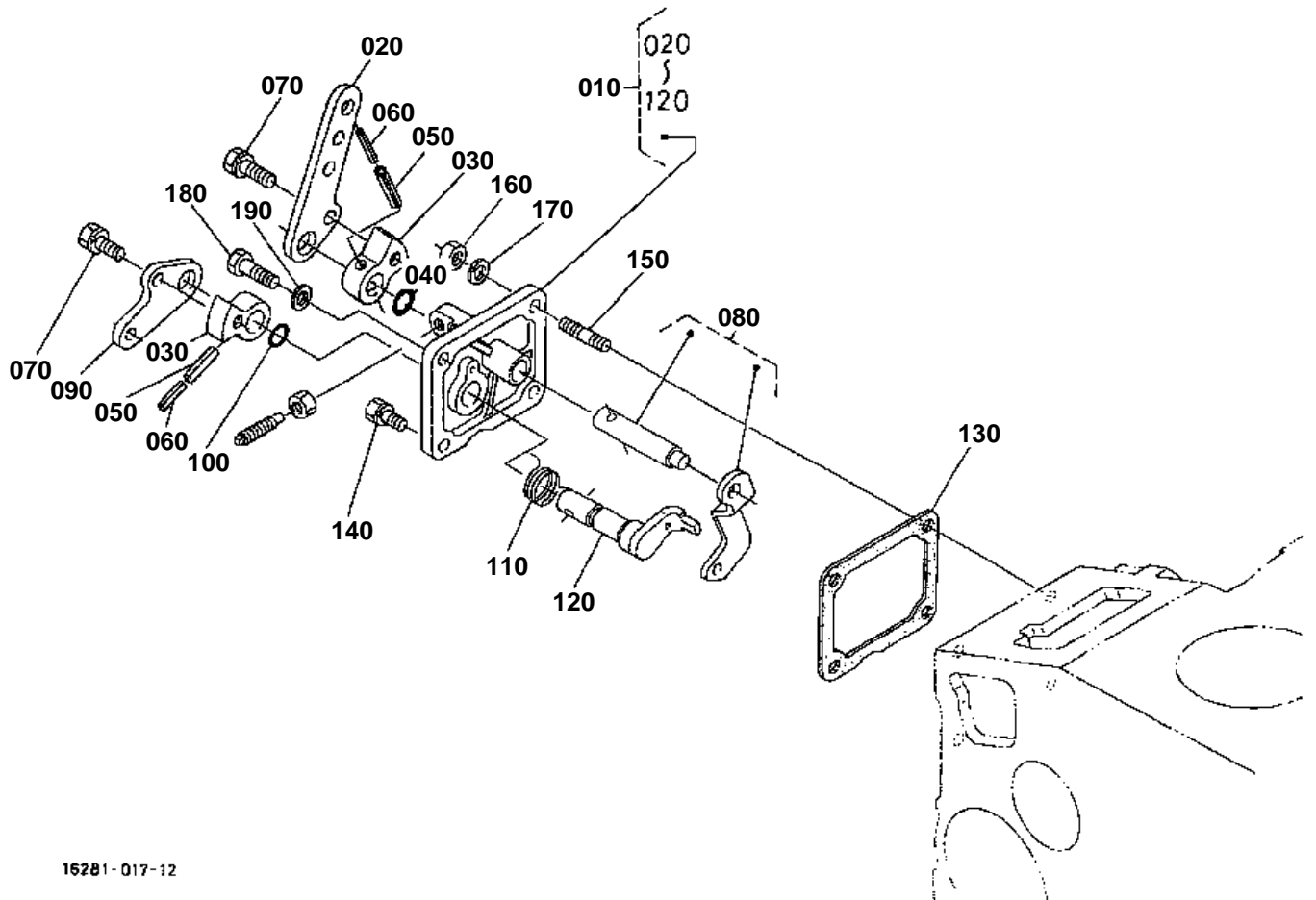


GOVERNOR
S.No.;>=4A0001

↔ Interchangeable; ≠ not interchangeable; ← new for old; → old for new

REF.No	Part No.	Description	Q'ty	S.No.	I/C	REMARKS	Weight (kgf)	Weight (lb)
010	16261-56480	SPRING START	1				0.002	0.0044
020	1G043-56410	SPRING GOVERNOR	1				0.019	0.0418
030	16216-56010	ASSY LEVER FORK	1				0.25	0.55
040	1G032-56130	LEVER FORK	1				0.08	0.176
050	1G032-56150	SHAFT FORK LEVER	1				0.007	0.0154
060	1G032-56470	SHAFT FORK LEVER	1				0.04	0.088
070	16241-56330	BEARING MINIATURIZE	1				0.007	0.0154
080	16241-56250	COVER FORK LEV.SHAFT	1				0.013	0.0286
090	16299-56260	GASKET	1				0.002	0.0044
100	01023-50614	BOLT	2				0.005	0.011
110	16241-56210	COLLAR	1				0.008	0.0176
120	16241-56340	BEARING MINIATURIZE	1				0.007	0.0154

SPEED CONTROL PLATE



16281-017-12

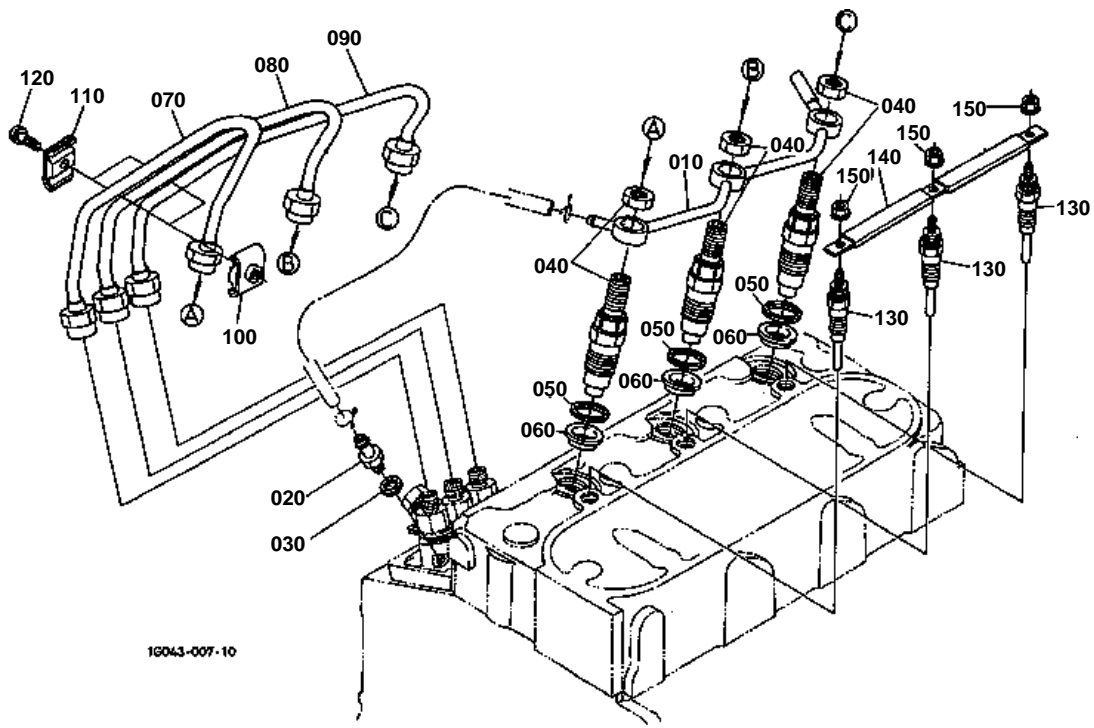


SPEED CONTROL PLATE

↔ Interchangeable; ≠ not interchangeable; ← new for old; → old for new

REF.No	Part No.	Description	Q'ty	S.No.	I/C	REMARKS	Weight (kgf)	Weight (lb)
010	16231-57016	ASSY PLATE CONTROL	1				0.34	0.748
020	16205-57150	LEVER SPEED CONTROL	1				0.033	0.0726
030	16205-57160	LEVER SPEED CONTROL	2				0.03	0.066
040	04814-00100	O RING	1				0.001	0.0022
050	05411-00420	PIN SPRING	2				0.001	0.0022
060	05411-02520	PIN SPRING	2				0.001	0.0022
070	01023-50612	BOLT	2				0.005	0.011
080	16205-56020	COMP.LEVER GOVERNOR	1				0.02	0.044
090	16234-57720	LEVER ENGINE STOP	1				0.03	0.066
100	04814-10070	O RING	1				0.001	0.0022
110	16205-57510	SPRING RETURN	1				0.002	0.0044
120	16205-57740	COMP.LEVER STOP	1				0.046	0.1012
130	16264-57210	GASKET	1				0.002	0.0044
140	01023-50616	BOLT	1				0.005	0.011
150	16245-91540	STUD	2				0.005	0.011
160	02056-50060	NUT	2				0.002	0.0044
170	04512-60060	WASHER SPRING	2				0.001	0.0022
180	01053-50618	BOLT	1				0.006	0.0132
190	15601-96650	GASKET	1				0.001	0.0022

NOZZLE HOLDER AND GLOW PLUG



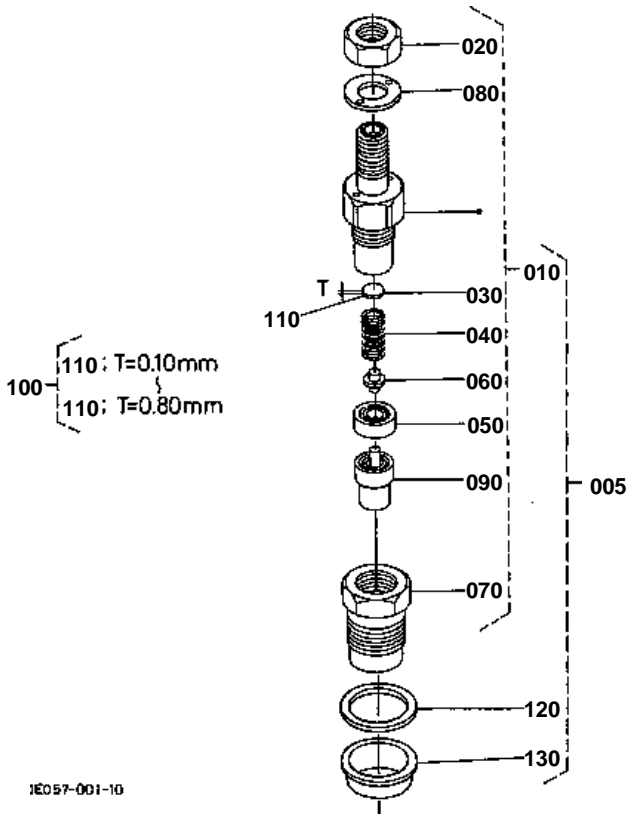


NOZZLE HOLDER AND GLOW PLUG

↔ Interchangeable; ≠ not interchangeable; ← new for old; → old for new

REF.No	Part No.	Description	Q'ty	S.No.	I/C	REMARKS	Weight (kgf)	Weight (lb)
010	16261-42502	ASSY PIPE OVER FLOW	1				0.04	0.088
020	15841-51360	SCREW AIR BREEDER	1				0.008	0.0176
030	15601-96650	GASKET	1				0.001	0.0022
040	16032-53000	ASSY HOLDER NOZZLE	3				0.14	0.308
050	15841-53622	GASKET	3				0.002	0.0044
060	19077-53650	SEAL HEAT	3				0.005	0.011
070	16231-53712	PIPE INJECTION	1				0.12	0.264
080	16231-53722	PIPE INJECTION	1				0.12	0.264
090	16231-53732	PIPE INJECTION	1				0.12	0.264
100	15841-53850	CLAMP PIPE	2				0.01	0.022
110	15841-53860	CLAMP PIPE	2				0.009	0.0198
120	03024-50520	SCREW WITH WASHER	2				0.004	0.0088
130	16851-65510	GLOW PLUG	3				0.02	0.044
140	16261-65560	CORD GLOW PLUG	1				0.01	0.022
150	02761-50040	NUT FLANGE	3				0.002	0.0044

NOZZLE HOLDER [COMPONENT PARTS]

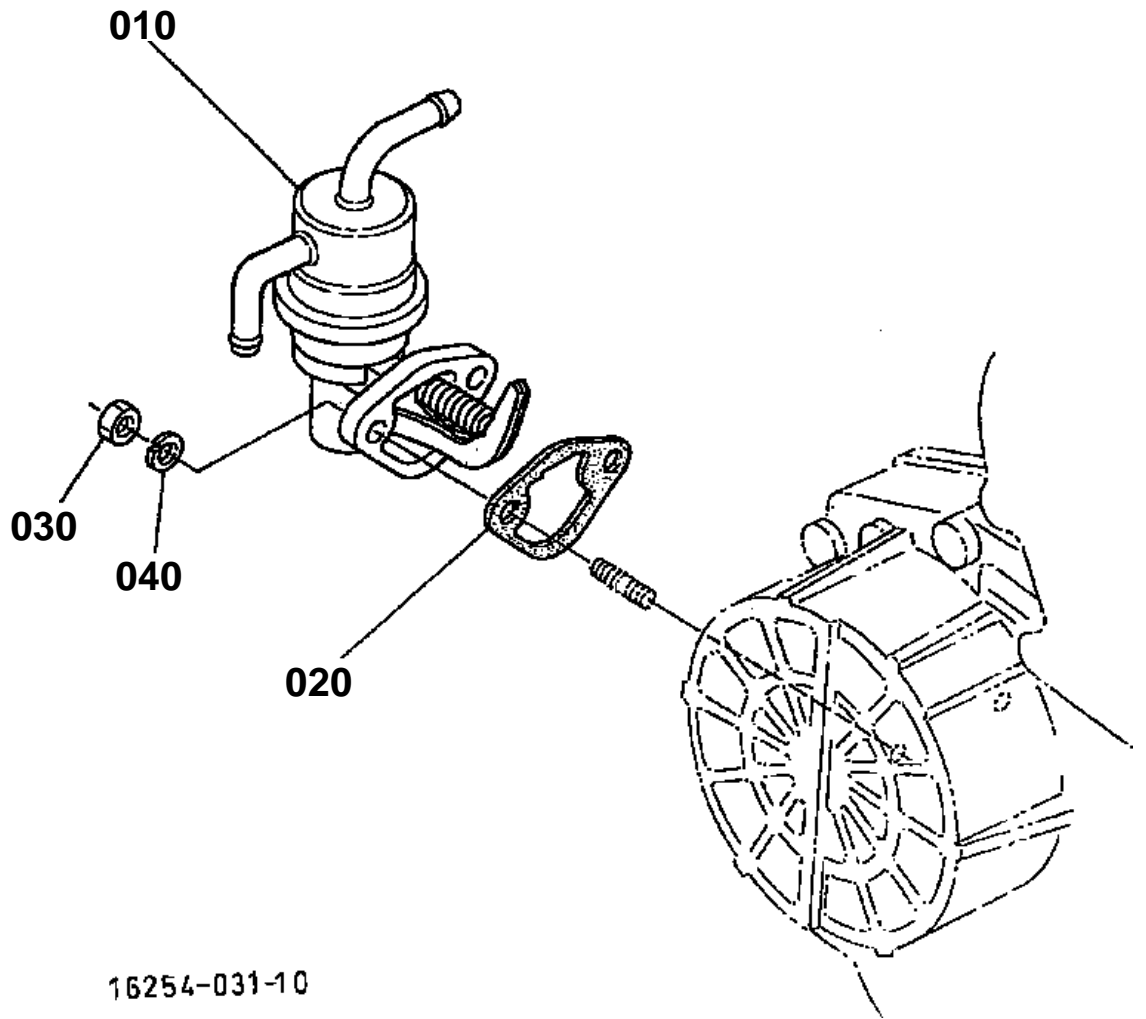




NOZZLE HOLDER [COMPONENT PARTS]

↔ Interchangeable; ≠ not interchangeable; ← new for old; → old for new

REF.No	Part No.	Description	Q'ty	S.No.	I/C	REMARKS	Weight (kgf)	Weight (lb)
005	16032-53900	KIT HOLDER NOZZLE	3				0.16	0.352
010	16032-53000	ASSY HOLDER NOZZLE	3				0.14	0.308
020	16032-92030	NUT	3				0.007	0.0154
030	16032-53230	WASHER ADJUSTING	3				0.001	0.0022
040	16032-53170	SPRING NOZZLE	3				0.007	0.0154
050	16032-53350	SPACER DISTANCE	3				0.02	0.044
060	16032-53160	PUSH ROD	3				0.001	0.0022
070	16032-53280	NUT NOZZLE	3				0.037	0.0814
080	16032-94040	WASHER PLAIN	3				0.002	0.0044
090	16032-53610	PIECE NOZZLE	3				0.021	0.0462
100	16032-98100	ASSY WASHER ADJUST	3			OPTION	0.016	0.0352
110	16032-98500	WASHER ADJUSTING	3			0.10mm	0.001	0.0022
110	16032-98510	WASHER ADJUSTING	3			0.20mm	0.001	0.0022
110	16032-98520	WASHER ADJUSTING	3			0.30mm	0.001	0.0022
110	16032-98530	WASHER ADJUSTING	3			0.40mm	0.001	0.0022
110	16032-98540	WASHER ADJUSTING	3			0.50mm	0.001	0.0022
110	16032-98550	WASHER ADJUSTING	3			0.52mm	0.001	0.0022
110	16032-98560	WASHER ADJUSTING	3			0.54mm	0.001	0.0022
110	16032-98570	WASHER ADJUSTING	3			0.56mm	0.001	0.0022
110	16032-98580	WASHER ADJUSTING	3			0.58mm	0.001	0.0022
110	16032-98590	WASHER ADJUSTING	3			0.80mm	0.001	0.0022
120	15841-53622	GASKET	3				0.002	0.0044
130	19077-53650	SEAL HEAT	3				0.005	0.011



16254-031-10

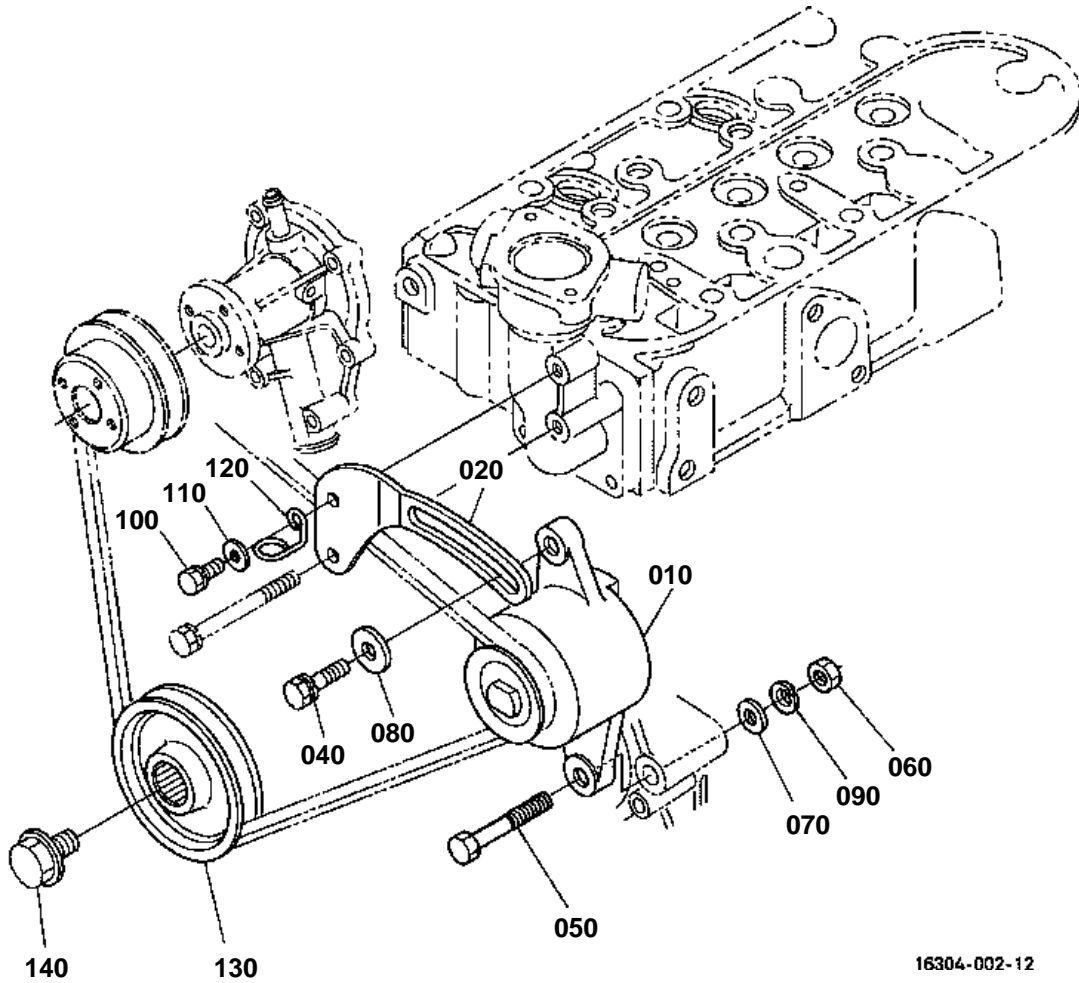


FUEL PUMP(MECHANICAL)

↔ Interchangeable; ≠ not interchangeable; ← new for old; → old for new

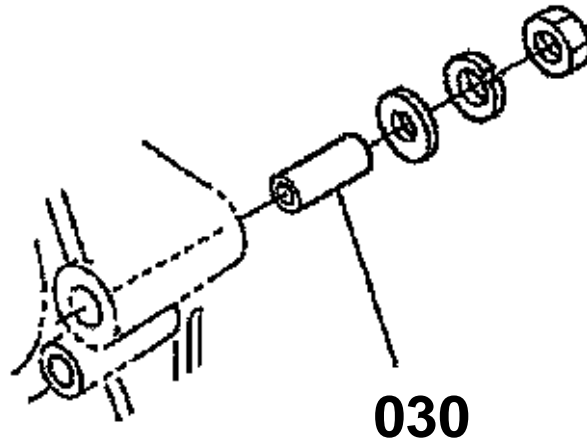
REF.No	Part No.	Description	Q'ty	S.No.	I/C	REMARKS	Weight (kgf)	Weight (lb)
010	16241-52032	ASSY PUMP FUEL	1				0.13	0.286
020	16264-52140	GASKET FUEL PUMP	1				0.001	0.0022
030	02056-50060	NUT	2				0.002	0.0044
040	04512-60060	WASHER SPRING	2				0.001	0.0022

DYNAMO AND PULLEY



16304-002-12

030 6C040-5931-0



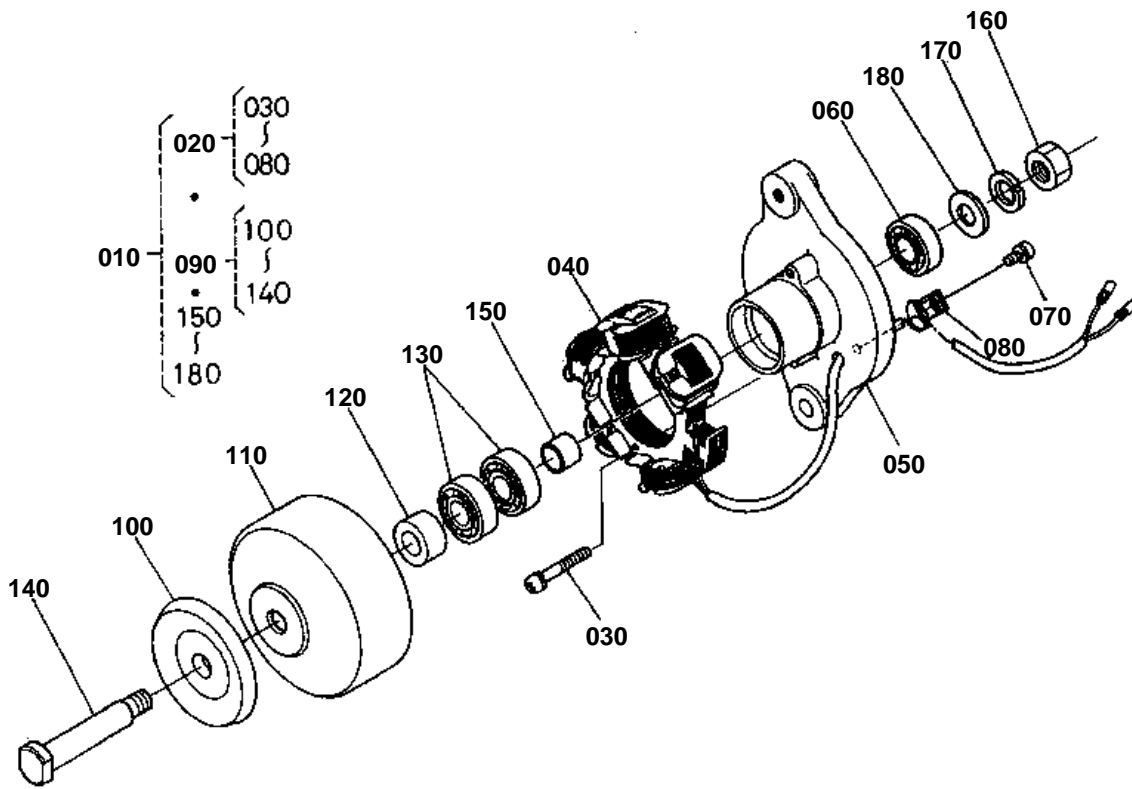
16304-801-10



DYNAMO AND PULLEY

↔ Interchangeable; ≠ not interchangeable; ← new for old; → old for new

REF.No	Part No.	Description	Q'ty	S.No.	I/C	REMARKS	Weight (kgf)	Weight (lb)
010	6C040-59250	ASSY DYNAMO	1				1.33	2.926
020	16225-64420	STAY DYNAMO	1				0.084	0.1848
030	6C040-59310	COLLAR	1	≤1U7903			0.005	0.011
040	01123-50830	BOLT	1				0.015	0.033
050	01153-50860	BOLT	1				0.024	0.0528
060	02112-50080	NUT	1				0.003	0.0066
070	04012-50080	WASHER PLAIN	2				0.001	0.0022
080	04015-60080	WASHER PLAIN	1				0.01	0.022
090	04512-60080	WASHER SPRING	1				0.002	0.0044
100	01023-50618	BOLT	1				0.006	0.0132
110	04012-50060	WASHER PLAIN	1				0.001	0.0022
120	16271-83370	CLAMP CORD	1				0.005	0.011
130	16261-74280	PULLEY FAN DRIVE	1				1.14	2.508
140	16241-91020	BOLT FAN DRIVE	1				0.1	0.22



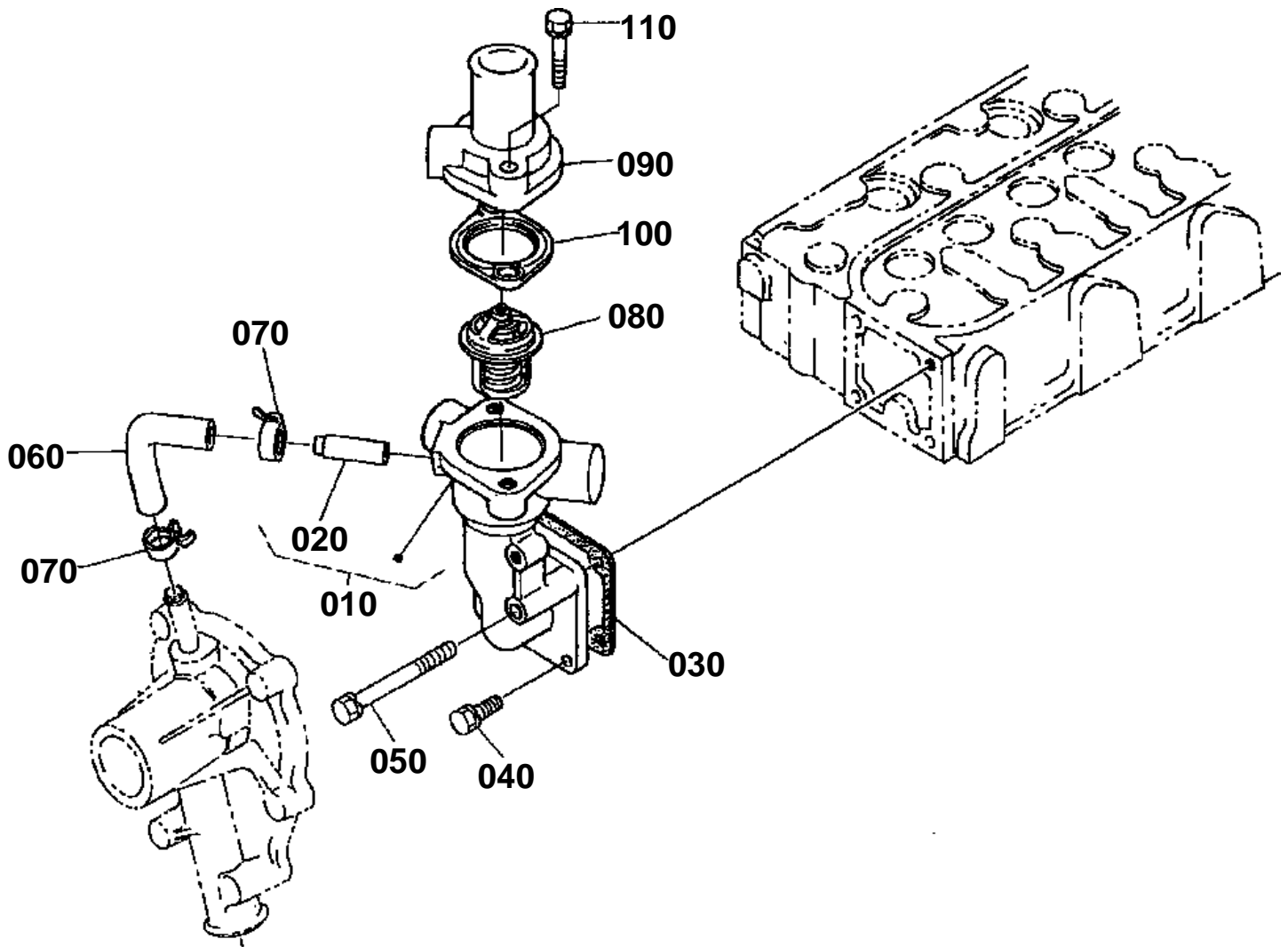
6C040-009-10

**DYNAMO [COMPONENT PARTS]**

↔ Interchangeable; ≠ not interchangeable; ← new for old; → old for new

REF.No	Part No.	Description	Q'ty	S.No.	I/C	REMARKS	Weight (kgf)	Weight (lb)
010	6C040-59250	ASSY DYNAMO	1				1.33	2.926
020	6C040-59260	COMP.STATOR	1				0.55	1.21
030	15261-93010	SCREW ROUND HEAD	2				0.003	0.0066
040	15531-64292	STATOR	1				0.29	0.638
050	6C040-82880	PLATE	1				0.267	0.5874
060	15531-74180	BEARING BALL	1				0.04	0.088
070	15531-93010	SCREW ROUND HEAD	1				0.002	0.0044
080	15531-64190	CLAMP CORD	1				0.005	0.011
090	6C040-59270	COMP.FLYWHEEL	1				0.75	1.65
100	15531-64110	PULLEY	1				0.15	0.33
110	6C040-82850	FLYWHEEL DYNAMO	1				0.48	1.056
120	6C040-82860	COLLAR	1				0.014	0.0308
130	15531-74180	BEARING BALL	2				0.04	0.088
140	6C040-82870	SHAFT	1				0.075	0.165
150	15261-64150	COLLAR	1				0.02	0.044
160	15261-92030	NUT	1				0.01	0.022
170	15261-94070	WASHER SPRING	1				0.003	0.0066
180	15261-94020	WASHER PLAIN	1				0.007	0.0154

WATER FLANGE AND THERMOSTAT



16220-001-10

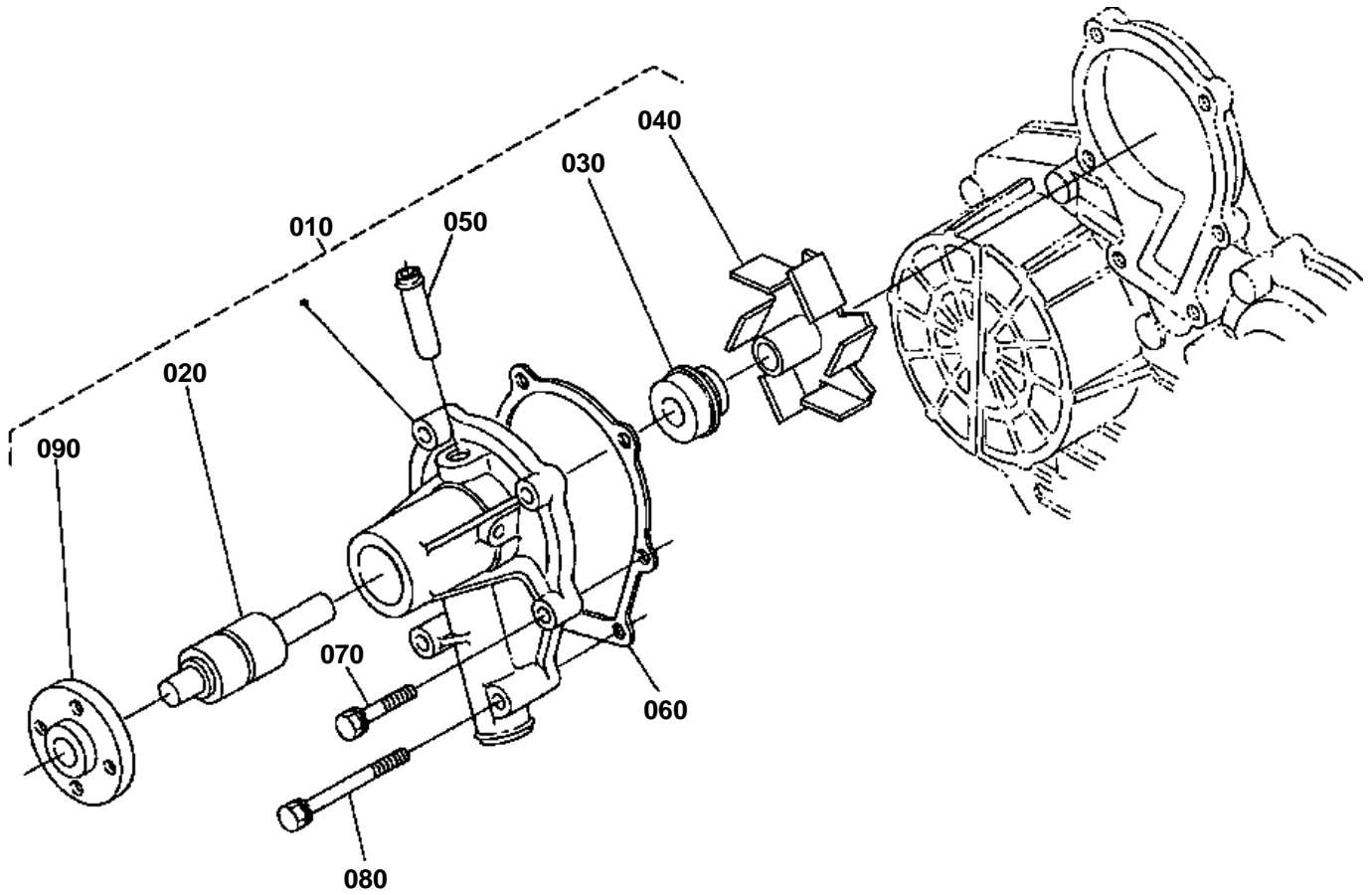


WATER FLANGE AND THERMOSTAT

↔ Interchangeable; ≠ not interchangeable; ← new for old; → old for new

REF.No	Part No.	Description	Q'ty	S.No.	I/C	REMARKS	Weight (kgf)	Weight (lb)
010	16203-72700	COMP FLANGE WATER	1				0.25	0.55
020	16241-73370	PIPE WATER RETURN	1				0.007	0.0154
030	16264-72920	GASKET WATER FLANGE	1				0.001	0.0022
040	01023-50616	BOLT	3				0.005	0.011
050	01023-50655	BOLT	1				0.012	0.0264
060	16241-73350	PIPE WATER RETURN	1				0.015	0.033
070	16241-73360	BAND PIPE	2				0.003	0.0066
080	15321-73010	ASSY THERMOSTAT	1	<=1D1132			0	0
080	15321-73014	ASSY THERMOSTAT	1	>=1E0001	←		0.07	0.154
090	16219-73260	COVER THERMOSTAT	1				0.094	0.2068
100	16221-73270	GASKET THERMOSTAT	1				0.01	0.022
110	01123-50835	BOLT	2				0.02	0.044

WATER PUMP



15224-016-11

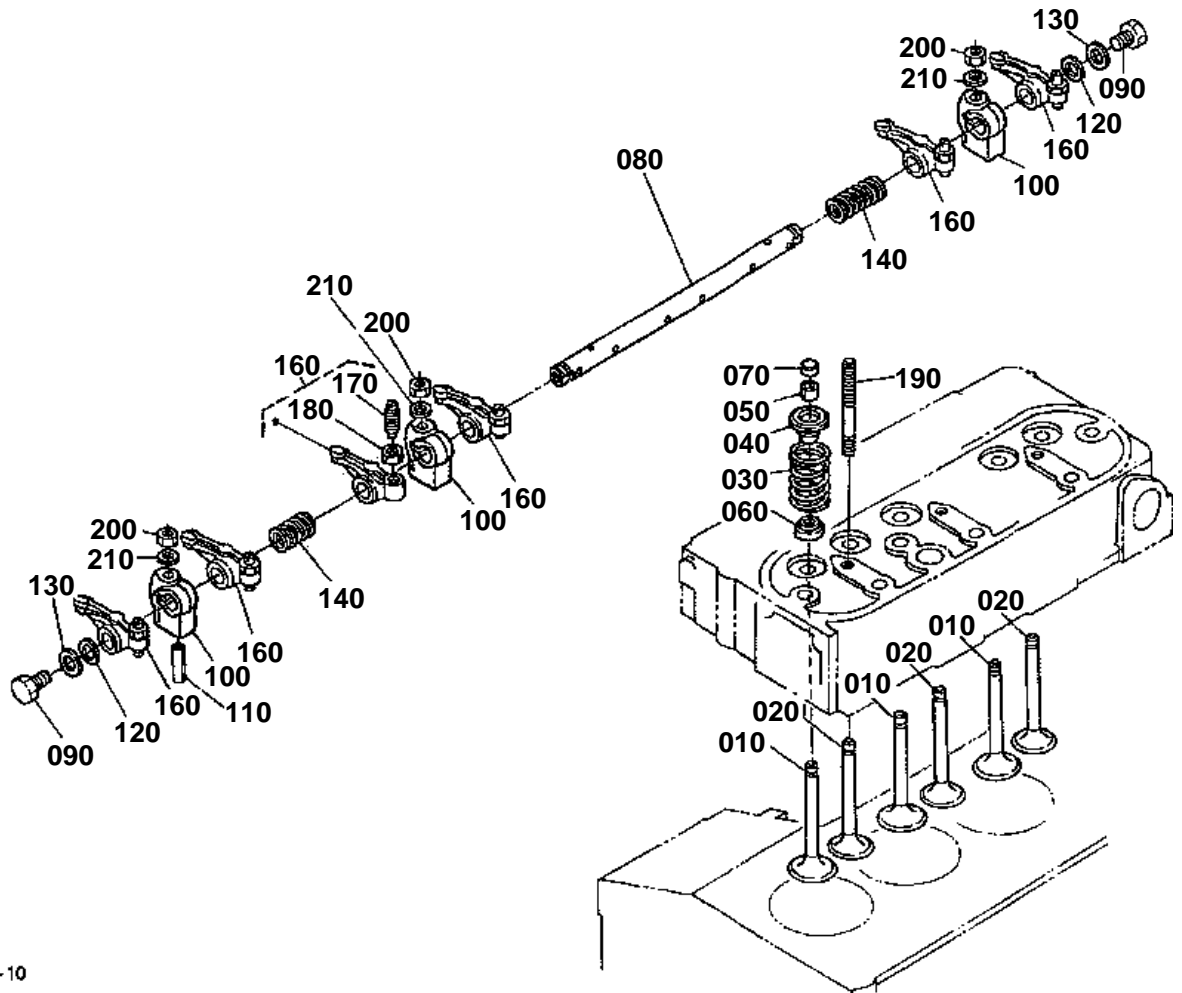


WATER PUMP

↔ Interchangeable; ≠ not interchangeable; ← new for old; → old for new

REF.No	Part No.	Description	Q'ty	S.No.	I/C	REMARKS	Weight (kgf)	Weight (lb)
010	16251-73032	ASSY PUMP WATER	1	<=1U7903			0.9	1.98
010	16251-73034	ASSY PUMP WATER	1	>=1W0001	≠		0.8	1.76
020	16259-73550	BEARING	1	<=1U7903			0	0
020	16259-73552	BEARING	1	>=1W0001	←		0.21	0.462
030	15481-73050	ASSY SEAL MECHANICAL	1	<=1U7903			0.02	0.044
030	1G642-73050	ASSY SEAL MECHANICAL	1	>=1W0001	≠		0.03	0.066
040	16251-73510	IMPELLER WATER PUMP	1	<=1U7903			0.075	0.165
040	16259-73512	IMPELLER WATER PUMP	1	>=1W0001	≠		0.09	0.198
050	16241-73340	PIPE WATER RETURN	1				0.006	0.0132
060	16251-73430	GASKET WATER PUMP	1	<=1U7903			0.005	0.011
060	16239-73430	GASKET WATER PUMP	1	>=1W0001	≠		0.007	0.0154
070	01023-50630	BOLT	4				0.008	0.0176
080	01023-50685	BOLT	2				0.018	0.0396
090	16259-73520	FLANGE WATER PUMP	1				0.15	0.33

VALVE AND ROCKER ARM



17454-019-10

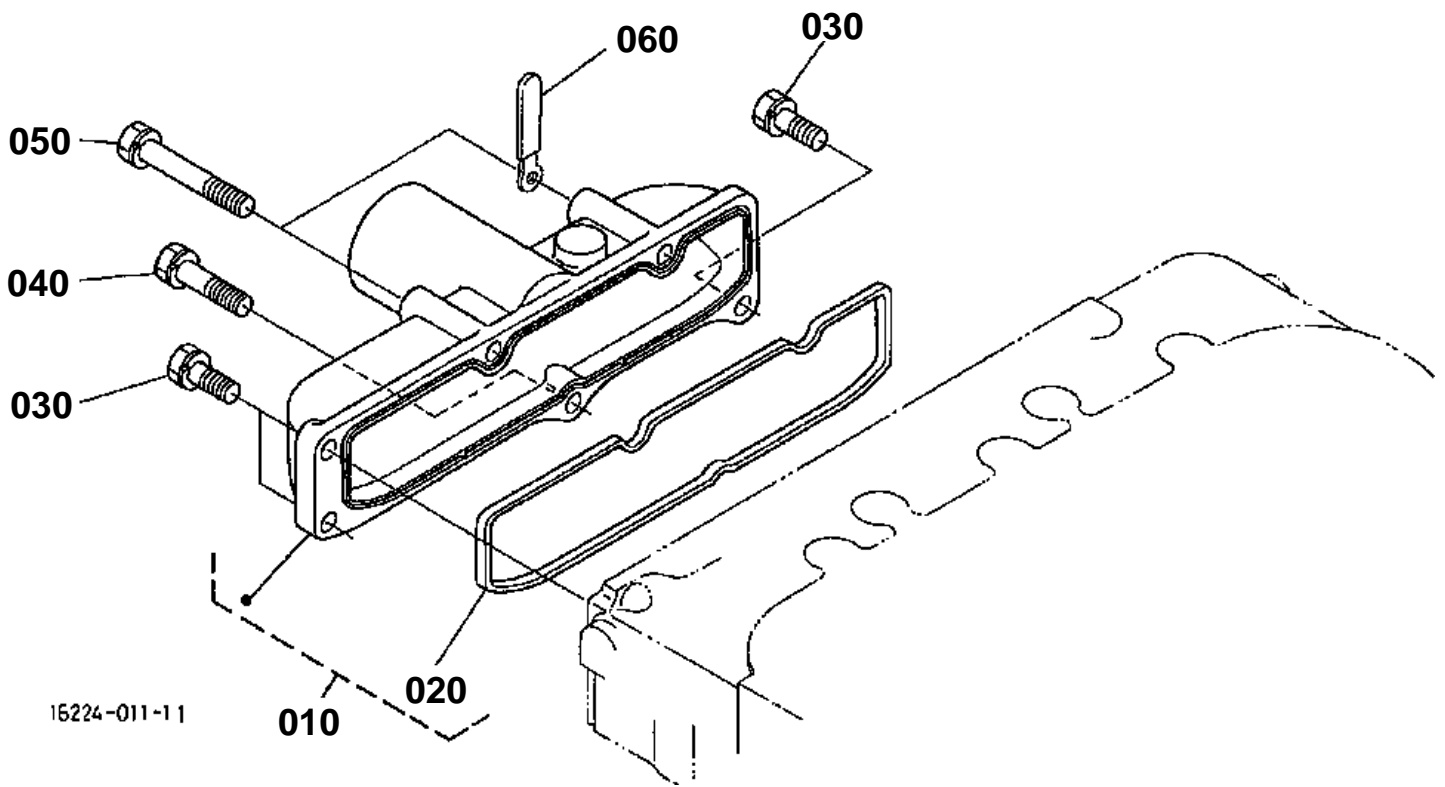


VALVE AND ROCKER ARM

↔ Interchangeable; ≠ not interchangeable; ← new for old; → old for new

REF.No	Part No.	Description	Q'ty	S.No.	I/C	REMARKS	Weight (kgf)	Weight (lb)
010	16241-13110	VALVE INLET	3				0.05	0.11
020	16241-13120	VALVE EXHAUST	3				0.045	0.099
030	16271-13240	SPRING VALVE	6				0.015	0.033
040	16241-13330	RETAINER VALVE SP.	6				0.015	0.033
040	16261-13330	RETAINER SPRING	3		↔		0.016	0.0352
050	15261-13360	COLLET VALVE SPRING	6			SET	0.001	0.0022
060	1C010-13150	SEAL VALVE STEM	6				0.002	0.0044
070	16241-13280	CAP VALVE	6				0.005	0.011
080	16261-14264	SHAFT ROCKER ARM	1				0.16	0.352
090	01023-50610	BOLT	2				0.005	0.011
100	16241-14350	BRACKET ROCKER ARM	3				0.04	0.088
110	05411-00428	PIN SPRING	1				0.002	0.0044
120	16241-14430	WASHER R-ARM.SHAFT	2				0.002	0.0044
130	15841-94022	WASHER PLAIN	2				0.005	0.011
140	16241-14310	SPRING ROCKER ARM	2				0.004	0.0088
150	99999-99999	BLANK	0				0	0
160	16241-14032	ASSY ROCKER ARM	6				0.052	0.1144
170	16241-14230	SCREW ADJUSTING	6				0.008	0.0176
180	16241-14240	NUT	6				0.004	0.0088
190	16241-14410	STUD	3				0.022	0.0484
200	15261-92010	NUT	3				0.005	0.011
210	15261-94010	WASHER PLAIN	3				0.002	0.0044

INLET MANIFOLD



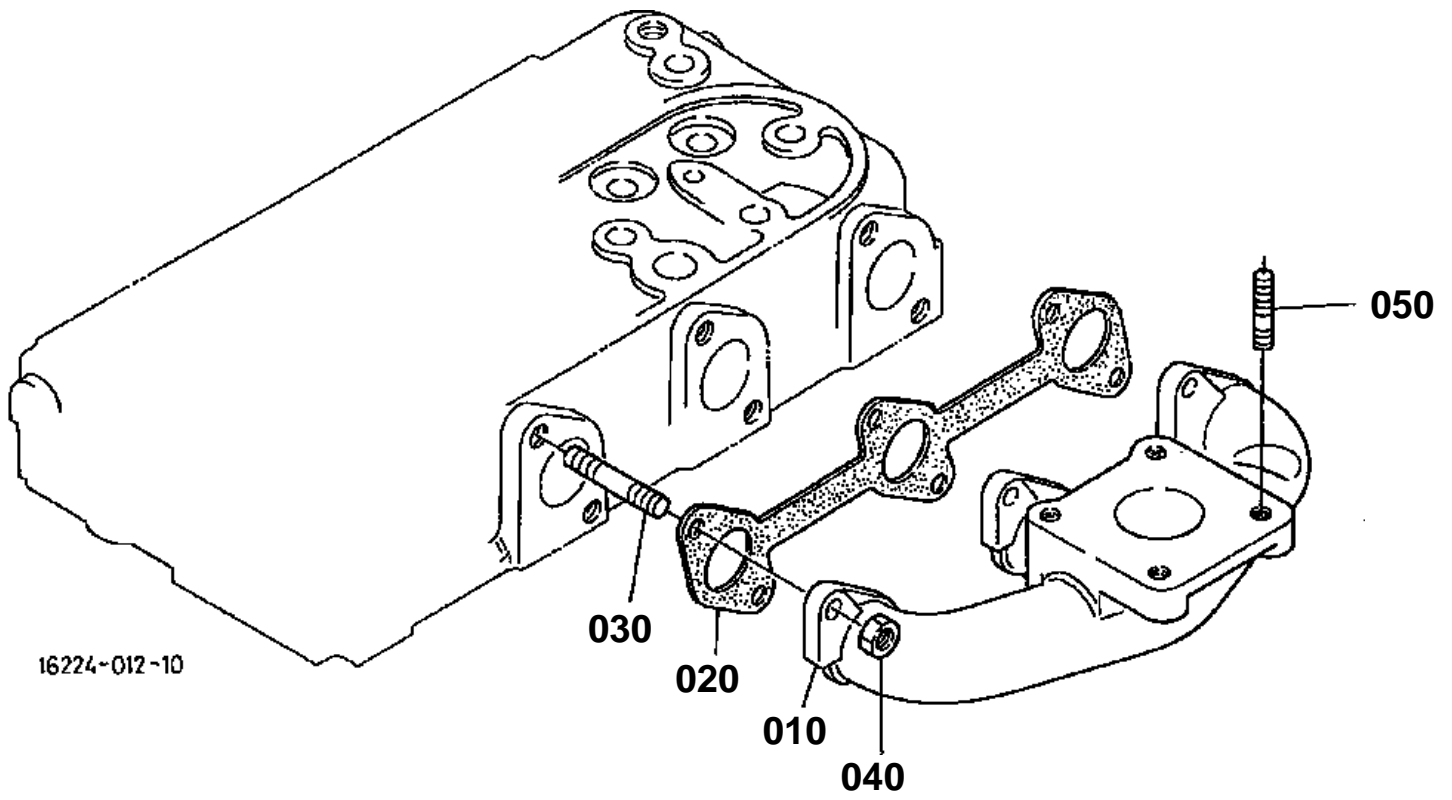


INLET MANIFOLD

↔ Interchangeable; ≠ not interchangeable; ← new for old; → old for new

REF.No	Part No.	Description	Q'ty	S.No.	I/C	REMARKS	Weight (kgf)	Weight (lb)
010	16261-11770	ASSY MANIFOLD INLET	1				0.3	0.66
020	16261-11822	GASKET IN-MANIFOLD	1				0.01	0.022
030	01023-50618	BOLT	3				0.006	0.0132
040	01023-50630	BOLT	1				0.008	0.0176
050	01023-60650	BOLT	2				0.015	0.033
060	15272-67590	CLAMP CORD	1				0.004	0.0088

EXHAUST MANIFOLD



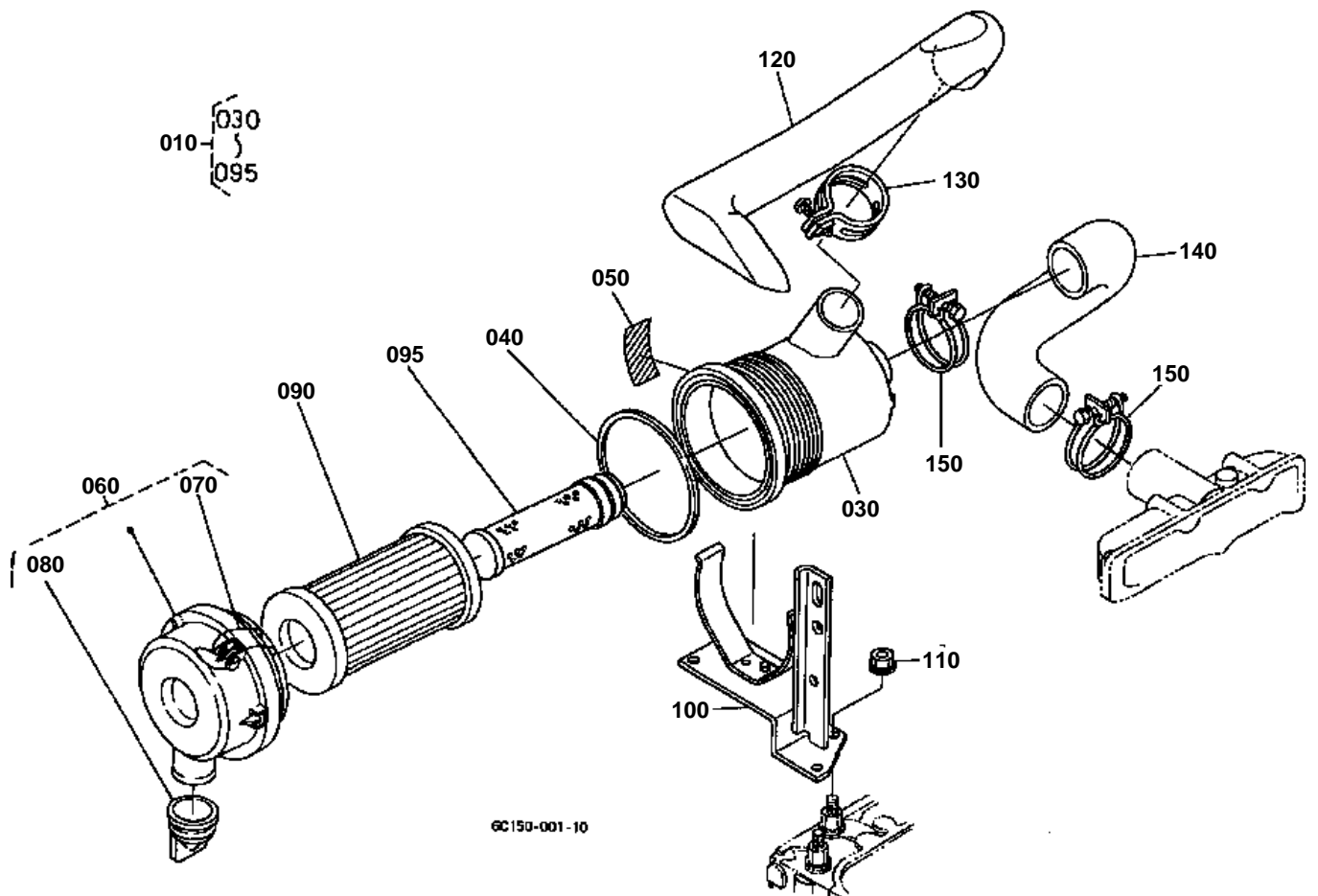


EXHAUST MANIFOLD

↔ Interchangeable; ≠ not interchangeable; ← new for old; → old for new

REF.No	Part No.	Description	Q'ty	S.No.	I/C	REMARKS	Weight (kgf)	Weight (lb)
010	16265-12312	MANIFOLD EXHAUST	1				1.35	2.97
020	16261-12350	GASKET EX-MANIFOLD	1				0.019	0.0418
030	16241-91490	STUD	6				0.005	0.011
040	16271-92010	NUT	6				0.005	0.011
050	01513-50818	STUD	4				0.009	0.0198

AIR CLEANER

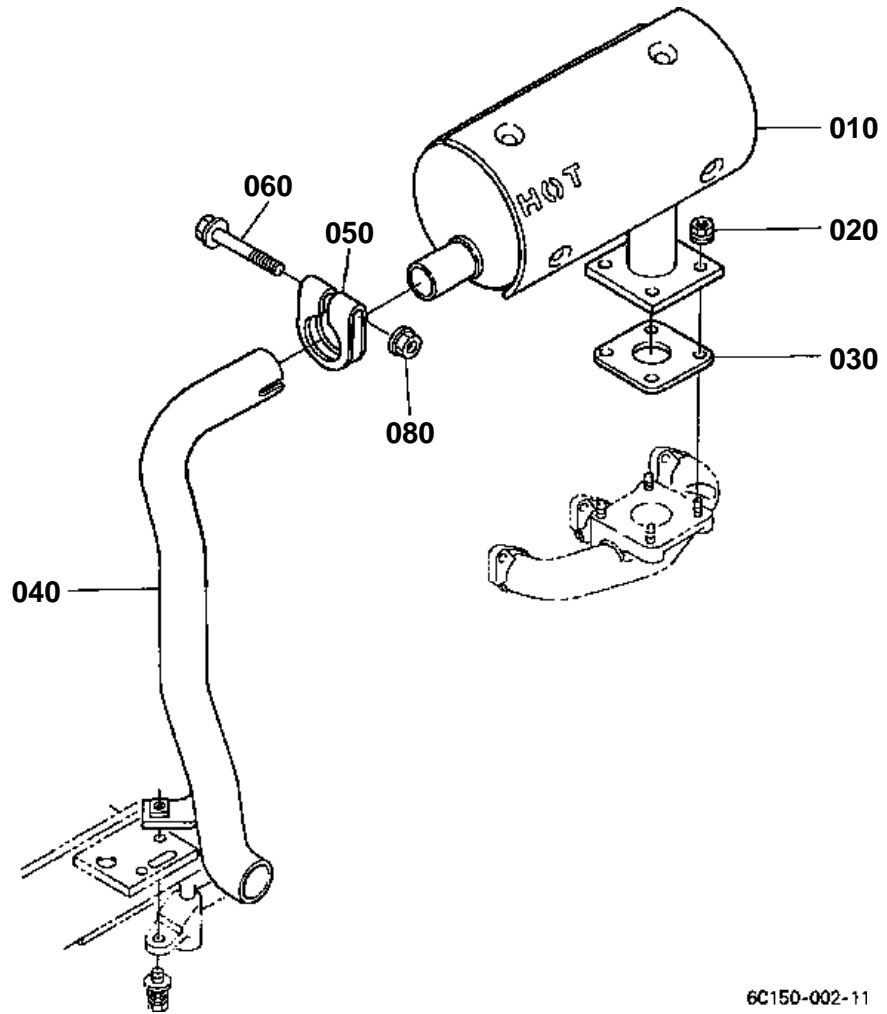


**AIR CLEANER**

↔ Interchangeable; ≠ not interchangeable; ← new for old; → old for new

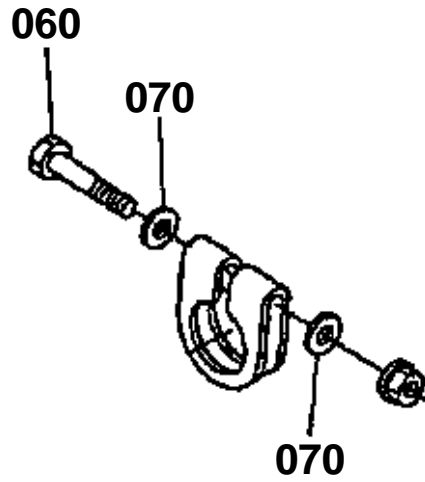
REF.No	Part No.	Description	Q'ty	S.No.	I/C	REMARKS	Weight (kgf)	Weight (lb)
010	6C046-58200	ASSY CLEANER AIR	1				0.64	1.408
020	99999-99999	BLANK	0				0	0
030	6A100-82520	BODY AIR CLEANER	1				0.23	0.506
040	6A100-82530	GASKET	1				0.03	0.066
050	32721-58282	LABEL CAUTION	1				0.001	0.0022
060	6A100-82550	ASSY COVER A/C	1				0.179	0.3938
070	6A100-82570	SPRING	2				0.005	0.011
080	67980-82580	VALVE UNLOADER	1				0.011	0.0242
090	6C060-99410	ASSY ELEMENT	1				0.3	0.66
095	32721-58242	ELEMENT INNER	1				0.1	0.22
100	6C040-58233	BRACKET AIR CLEANER	1				0.54	1.188
110	02131-50100	NUT	2	≤10137			0.01	0.022
110	02783-50100	NUT FLANGE	2	≥10138	←		0.01	0.022
120	6A100-58250	HOSE INLET	1				0.155	0.341
130	15261-11720	BAND PIPE	1				0.03	0.066
140	6C040-58260	HOSE INLET	1				0.27	0.594
150	67955-58260	BAND AIR CLEANER	2				0.028	0.0616

MUFFLER



6C150-002-11

060 01153-50865
070 04013-60080



6C150-802-10

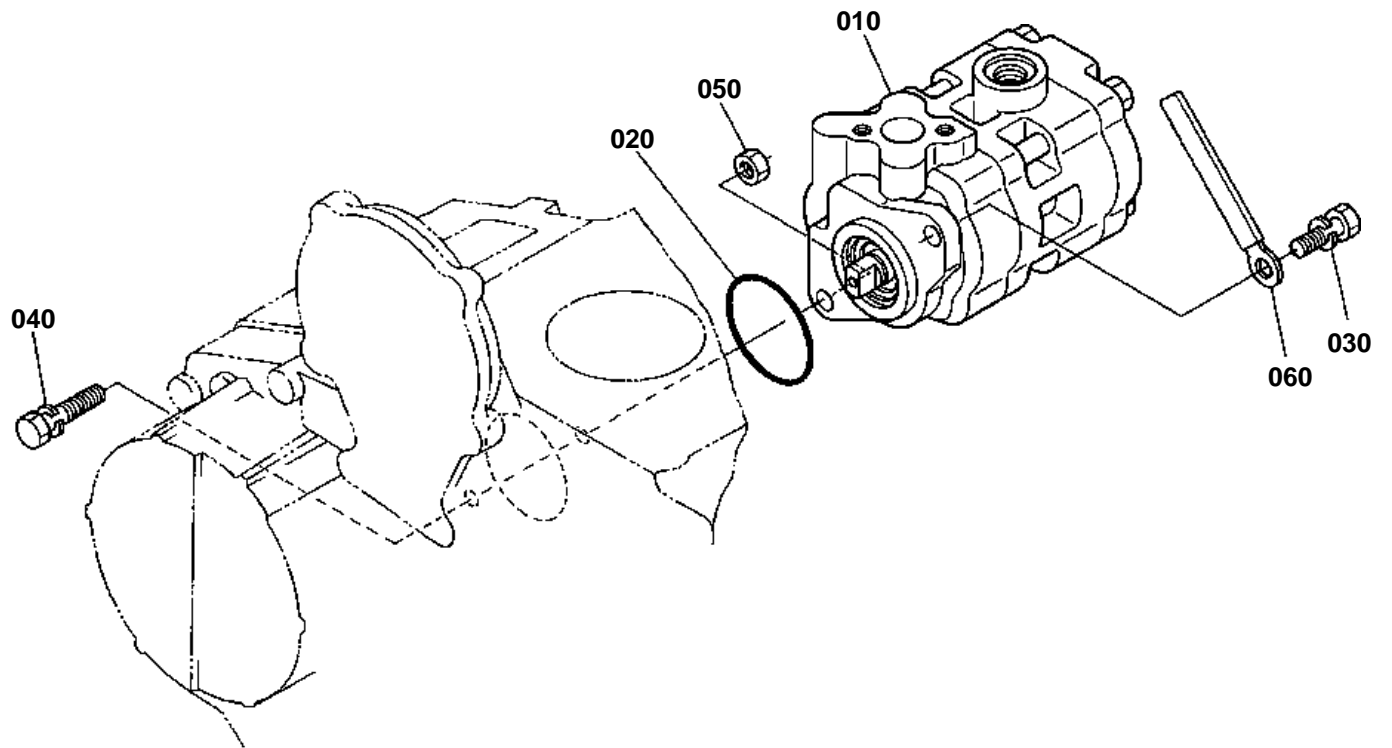


MUFFLER

↔ Interchangeable; ≠ not interchangeable; ← new for old; → old for new

REF.No	Part No.	Description	Q'ty	S.No.	I/C	REMARKS	Weight (kgf)	Weight (lb)
010	6C040-58404	COMP.MUFFLER	1				2.62	5.764
020	02121-50080	NUT	4				0.01	0.022
030	15263-12370	GASKET MUFFLER NA	1				0.015	0.033
040	6C040-58424	PIPE EXHAUST	1				0.52	1.144
050	15221-12433	CLAMP MUFFLER PIPE	1				0.05	0.11
060	01153-50865	BOLT	1	≤10123			0.025	0.055
060	01754-50855	BOLT FLANGE	1	≥10124	≠		0.02	0.044
070	04013-60080	WASHER PLAIN	2	≤10123			0.002	0.0044
080	02121-50080	NUT	1				0.01	0.022

HYDRAULIC PUMP



60070-077-13

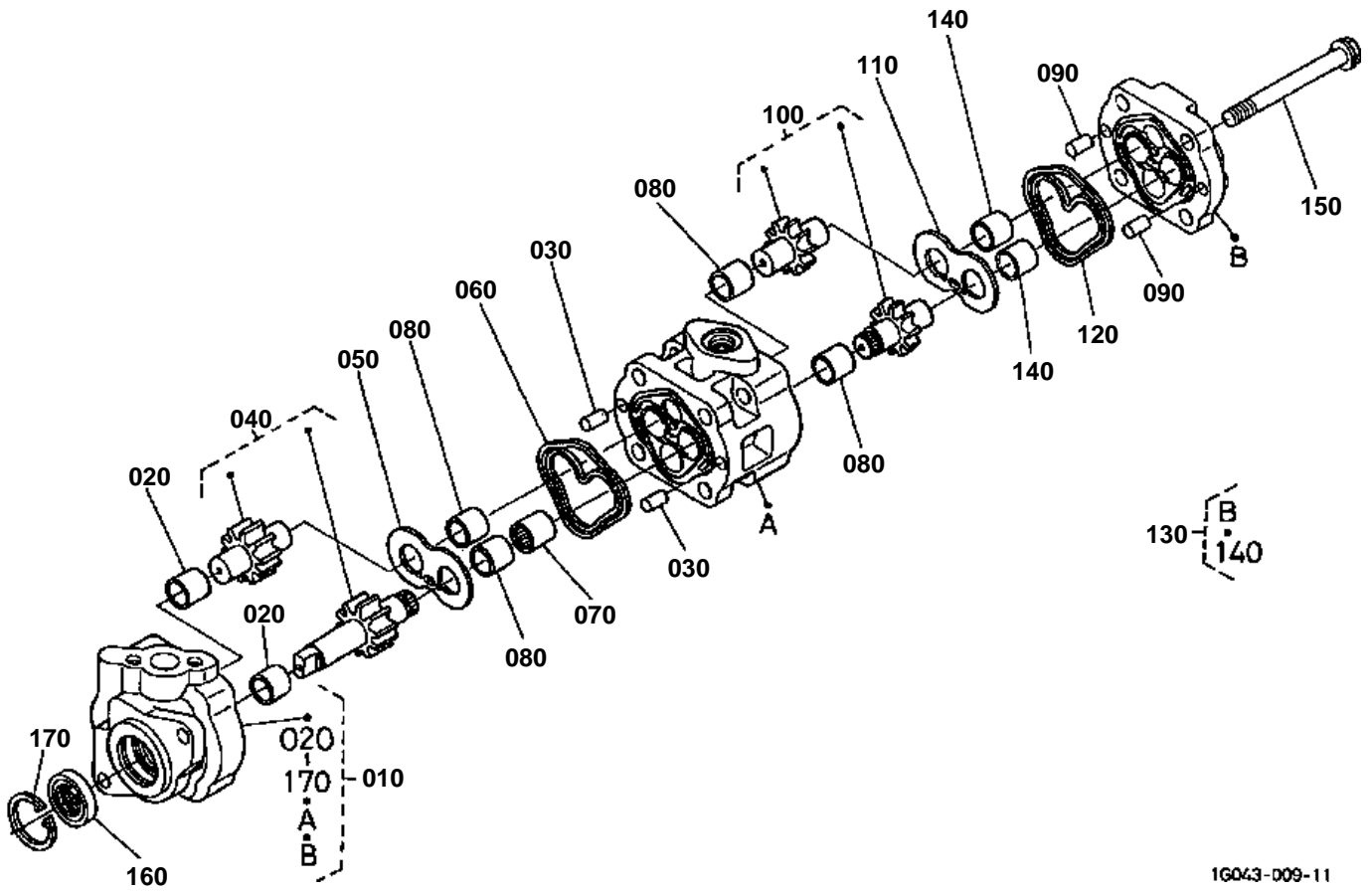


HYDRAULIC PUMP

↔ Interchangeable; ≠ not interchangeable; ← new for old; → old for new

REF.No	Part No.	Description	Q'ty	S.No.	I/C	REMARKS	Weight (kgf)	Weight (lb)
010	6C140-37304	ASSY PUMP HYDRAULIC	1	<=2K0898			2.22	4.884
010	6C140-37304	ASSY PUMP HYDRAULIC	1	>=2L0006	←		2.22	4.884
020	04811-10460	O RING	1				0.002	0.0044
030	01123-50825	BOLT	1				0.013	0.0286
040	01123-50835	BOLT	1				0.02	0.044
050	02056-50080	NUT	1				0.005	0.011
060	13824-67590	CLAMP CORD	1				0.002	0.0044

HYDRAULIC PUMP [COMPONENT PARTS]



1G043-009-11


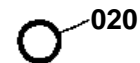
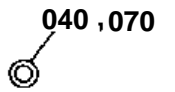
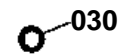
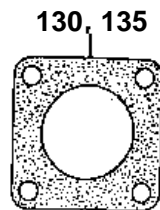
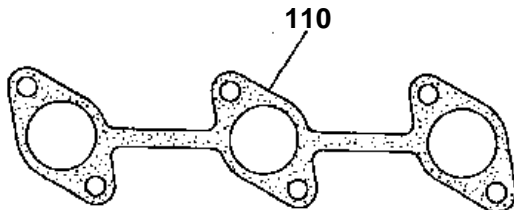
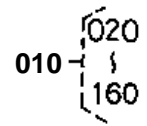
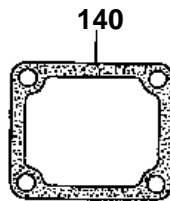
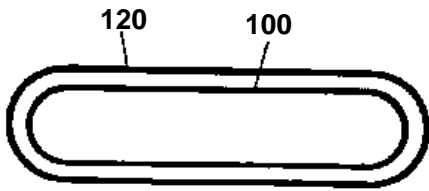
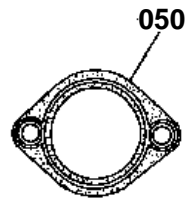
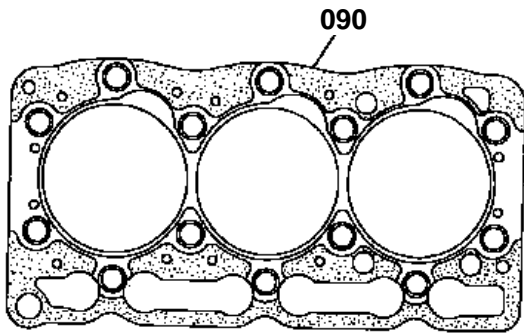


HYDRAULIC PUMP [COMPONENT PARTS]

↔ Interchangeable; ≠ not interchangeable; ← new for old; → old for new

REF.No	Part No.	Description	Q'ty	S.No.	I/C	REMARKS	Weight (kgf)	Weight (lb)
010	6C140-37304	ASSY PUMP HYDRAULIC	1	<=2K0898			2.22	4.884
010	6C140-37304	ASSY PUMP HYDRAULIC	1	>=2L0006	←		2.22	4.884
020	6A100-37230	BUSH	2	<=2K0898			0.005	0.011
020	6A100-37232	BUSH	2	>=2L0006	←		0.005	0.011
030	05012-00814	PIN STRAIGHT	2				0.006	0.0132
040	6A100-37342	COMP.GEAR HYD.PUMP	1				0.27	0.594
050	6C140-36350	PLATE SIDE	1				0.05	0.11
060	6C040-36342	RING DOUBLE	1	<=2K0898			0	0
060	6C040-36344	RING DOUBLE	1	>=2L0006	←		0.003	0.0066
070	6A100-37430	COUPLING	1				0.01	0.022
080	6A100-37230	BUSH	4	<=2K0898			0.005	0.011
080	6A100-37232	BUSH	4	>=2L0006	←		0.005	0.011
090	05012-00814	PIN STRAIGHT	2				0.006	0.0132
100	6A100-37442	COMP.GEAR HYD.PUMP	1				0.18	0.396
110	6C140-36350	PLATE SIDE	1				0.05	0.11
120	6C040-36342	RING DOUBLE	1	<=2K0898			0	0
120	6C040-36344	RING DOUBLE	1	>=2L0006	←		0.003	0.0066
130	6C140-37400	COMP.COVER	1				0.23	0.506
140	6A100-37230	BUSH	2	<=2K0898			0.005	0.011
140	6A100-37232	BUSH	2	>=2L0006	←		0.005	0.011
150	01754-51090	BOLT FLANGE	4				0.05	0.11
160	31381-76390	SEAL OIL	1				0.01	0.022
170	04611-00300	CIR CLIP INTERNAL	1				0.004	0.0088

UPPER GASKET KIT



16216-007-23

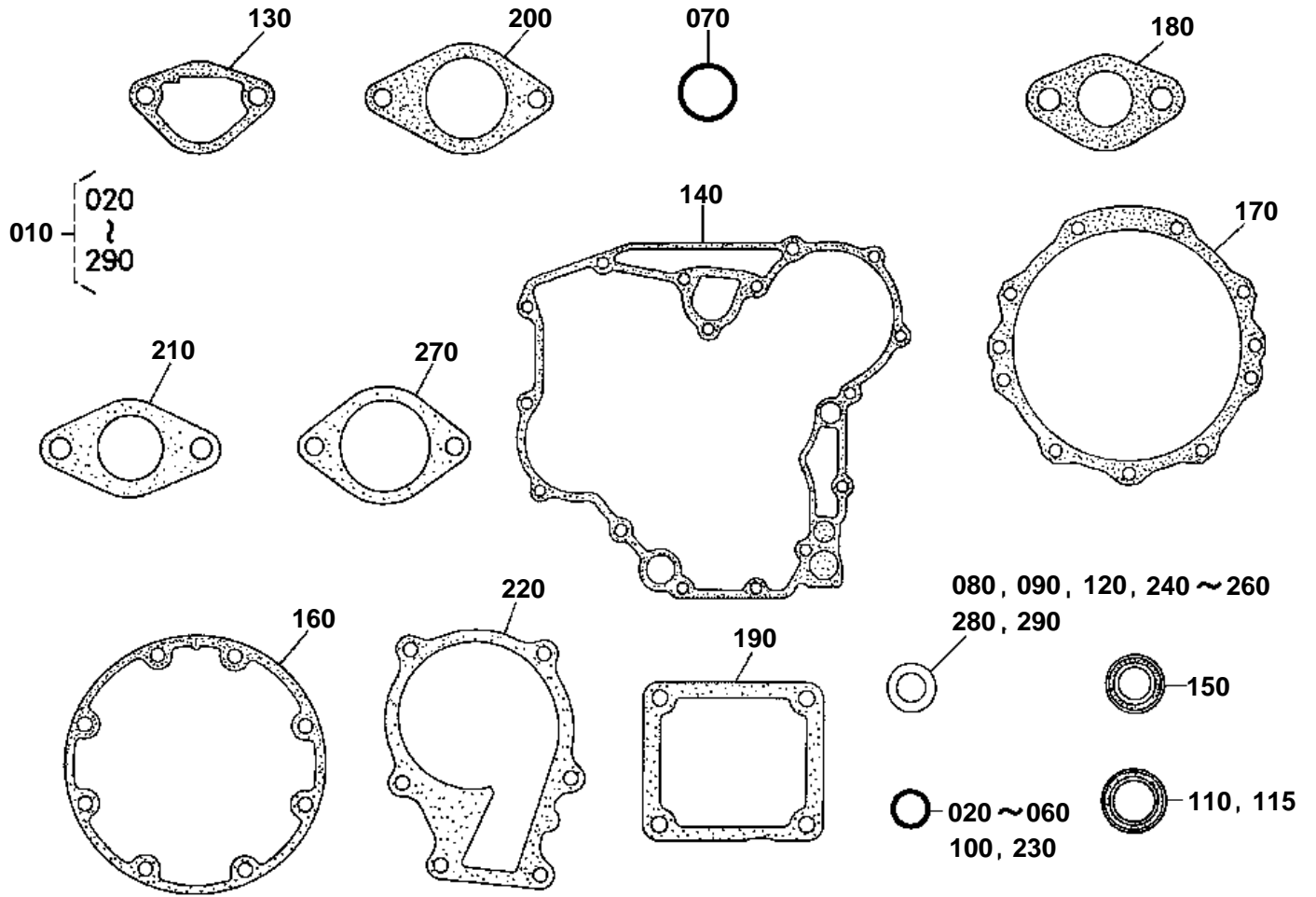


UPPER GASKET KIT

↔ Interchangeable; ≠ not interchangeable; ← new for old; → old for new

REF.No	Part No.	Description	Q'ty	S.No.	I/C	REMARKS	Weight (kgf)	Weight (lb)
010	07916-29117	KIT GASKET UPPER	1				0.24	0.528
020	04814-50300	O RING	2				0.001	0.0022
030	15221-33700	O RING	1				0.001	0.0022
040	15601-96650	GASKET	1				0.001	0.0022
050	16221-73270	GASKET THERMOSTAT	1				0.01	0.022
060	15841-53622	GASKET	3				0.002	0.0044
070	15951-96660	GASKET	3				0.001	0.0022
080	1C010-13150	SEAL VALVE STEM	6				0.002	0.0044
090	1E038-03310	GASKET CYL.HEAD	1				0.07	0.154
100	16261-11822	GASKET IN-MANIFOLD	1				0.01	0.022
110	16261-12350	GASKET EX-MANIFOLD	1				0.019	0.0418
120	16261-14520	GASKET HEAD COVER	1				0.01	0.022
130	15263-12370	GASKET MUFFLER NA	1				0.015	0.033
135	15313-12370	GASKET NA	1			OUT OF USE	0.008	0.0176
140	16264-72920	GASKET WATER FLANGE	1				0.001	0.0022
150	16261-96710	GASKET	1			OUT OF USE	0.002	0.0044
160	19077-53650	SEAL HEAT	3				0.005	0.011

LAWER GASKET KIT

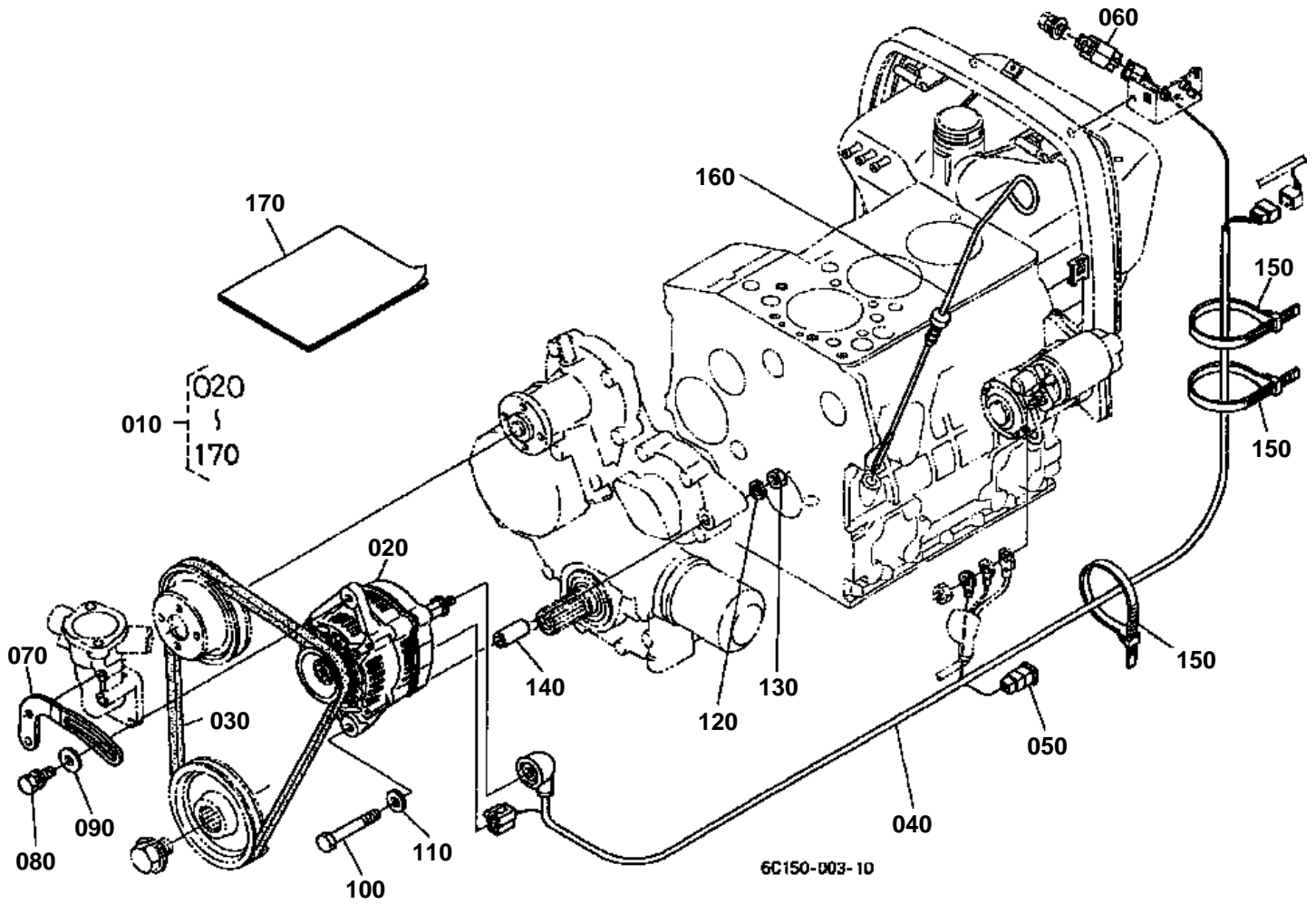


**LAWER GASKET KIT**

↔ Interchangeable; ≠ not interchangeable; ← new for old; → old for new

REF.No	Part No.	Description	Q'ty	S.No.	I/C	REMARKS	Weight (kgf)	Weight (lb)
010	07916-27797	KIT GASKET LOWER	1	≤2S9607			0.26	0.572
010	07916-27798	LOWER GASKET KIT	1	≥2U0004	≠		0.26	0.572
020	04814-00100	O RING	1				0.001	0.0022
030	04814-00150	O RING	2	≤1S7639			0.001	0.0022
040	04814-00160	O RING	1				0.001	0.0022
050	04814-06100	O RING	2	≤1S7639			0.003	0.0066
060	04814-10280	O RING	1				0.001	0.0022
070	04811-10460	O RING	1				0.002	0.0044
080	15021-33660	GASKET	1				0.001	0.0022
090	6C090-58960	GASKET	2				0.002	0.0044
100	04814-00090	O RING	1				0.001	0.0022
110	16241-04460	SEAL OIL	1			OUT OF USE	0.02	0.044
115	16271-04460	SEAL OIL	1				0.04	0.088
120	15601-96650	GASKET	5				0.001	0.0022
130	16264-52140	GASKET FUEL PUMP	1				0.001	0.0022
140	16264-04130	GASKET GEAR CASE	1				0.01	0.022
150	16241-04212	SEAL OIL	1				0.012	0.0264
160	16264-04360	GASKET BRG.CASE	1				0.002	0.0044
170	16264-04820	GASKET	1				0.008	0.0176
180	16299-56260	GASKET	1				0.002	0.0044
190	16264-57210	GASKET	1				0.002	0.0044
200	16264-88130	GASKET H/METER UNIT	1				0.002	0.0044
210	16299-60150	GASKET	1			OUT OF USE	0.003	0.0066
220	16251-73430	GASKET WATER PUMP	1	≤2S9607			0.005	0.011
220	16239-73430	GASKET WATER PUMP	1	≥2U0004	≠		0.007	0.0154
230	04814-10070	O RING	1				0.001	0.0022
240	04724-00100	GASKET	1			OUT OF USE	0.001	0.0022
250	1G031-96650	GASKET	1				0	0
260	04714-00200	GASKET	1			OUT OF USE	0.002	0.0044
270	16299-83110	GASKET PUMP COVER NA	1			OUT OF USE	0.005	0.011
280	15841-96650	GASKET	2				0.001	0.0022
290	15861-96650	GASKET	1				0.001	0.0022

ALTERNATOR KIT

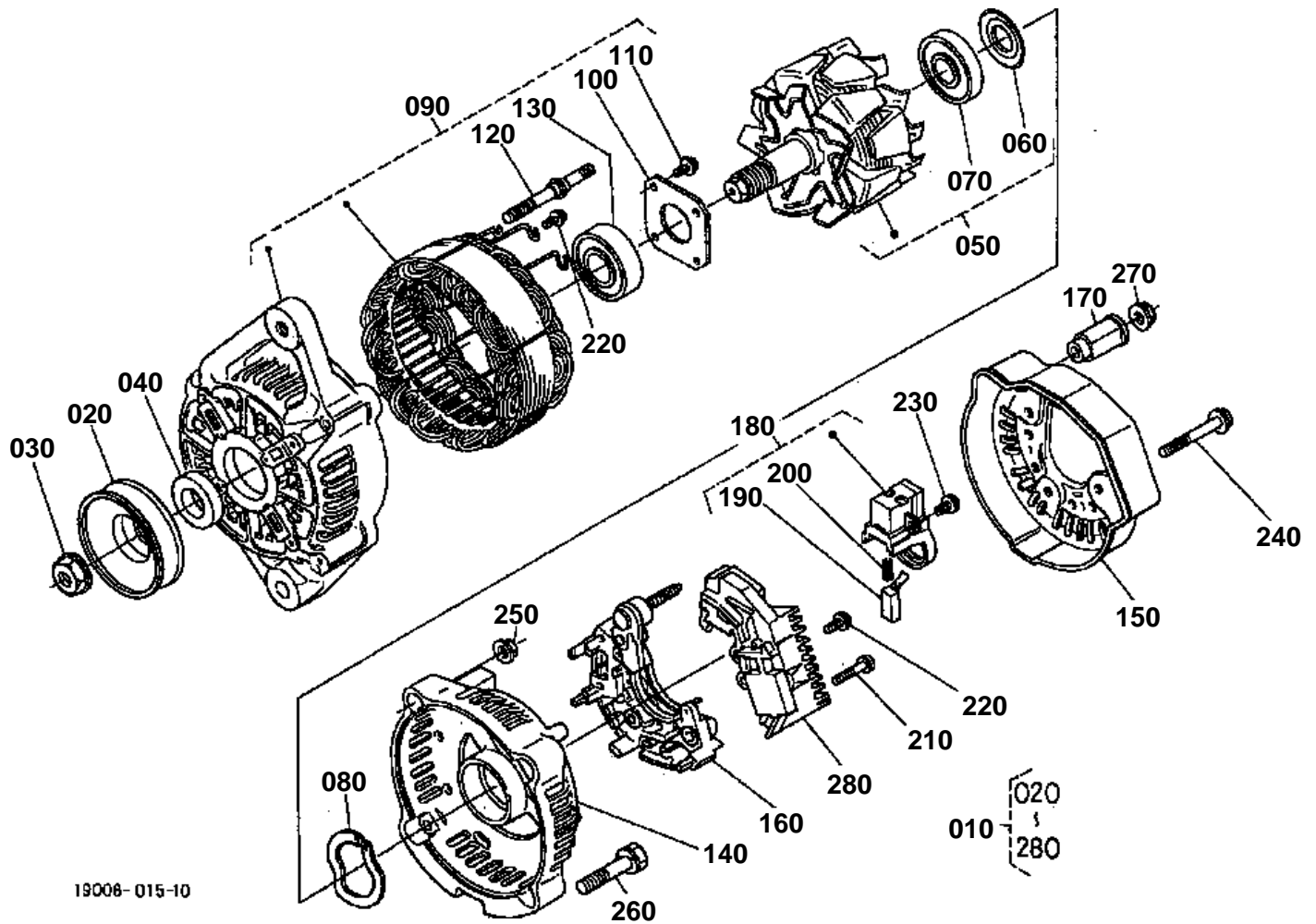


**ALTERNATOR KIT**

↔ Interchangeable; ≠ not interchangeable; ← new for old; → old for new

REF.No	Part No.	Description	Q'ty	S.No.	I/C	REMARKS	Weight (kgf)	Weight (lb)
010	6C040-95300	KIT ALTERNATOR	1			NOT SALE	0	0
020	16241-64010	ASSY ALTERNATOR	1	≤10123			0	0
020	16241-64012	ASSY ALTERNATOR	1	≥10124	←		3	6.6
030	14911-97010	V BELT	1				0.084	0.1848
040	6C040-95310	ASSY WIRE HARNESS	1				0.12	0.264
050	17478-60080	FUSE	1				0.008	0.0176
060	68881-53540	COMP.RELAY	1				0.04	0.088
070	16241-64420	STAY DYNAMO	1				0.095	0.209
080	01123-50825	BOLT	1				0.013	0.0286
090	04015-60080	WASHER PLAIN	1				0.01	0.022
100	01173-51085	BOLT	1				0.051	0.1122
110	04011-50100	WASHER PLAIN	1				0.002	0.0044
120	04512-60100	WASHER SPRING	1				0.002	0.0044
130	02176-50100	NUT	1				0.005	0.011
140	6C040-95330	COLLAR ALTERNATOR	1				0.031	0.0682
150	53581-64150	BAND CORD	3				0.002	0.0044
160	16224-36410	GAUGE OIL	1				0.057	0.1254
170	6C040-95340	MANUAL ALTERNATOR K.	1				0.009	0.0198

ALTERNATOR [COMPONENT PARTS]

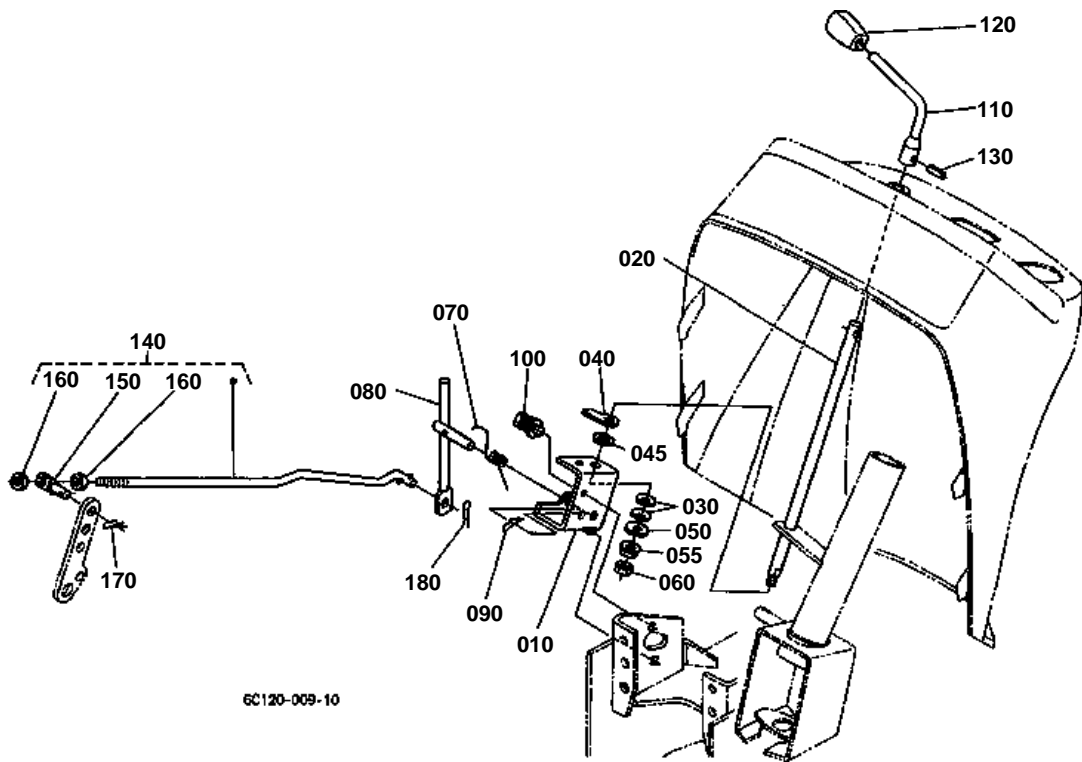


**ALTERNATOR [COMPONENT PARTS]**

↔ Interchangeable; ≠ not interchangeable; ← new for old; → old for new

REF.No	Part No.	Description	Q'ty	S.No.	I/C	REMARKS	Weight (kgf)	Weight (lb)
010	16241-64010	ASSY ALTERNATOR	1	<=10123			0	0
010	16241-64012	ASSY ALTERNATOR	1	>=10124	←		3	6.6
020	15881-64110	PULLEY DYNAMO	1				0.16	0.352
030	15881-92010	NUT	1				0.02	0.044
040	15881-64150	COLLAR	1				0.004	0.0088
050	15881-64040	ROTOR	1	<=10123		NOT SALE	0	0
050	66436-64040	ROTOR	1	>=10124	←		1.2	2.64
060	15881-64800	COVER BEARING	1				0.001	0.0022
070	15881-64770	BEARING BALL	1				0.04	0.088
080	15881-64810	WASHER THRUST	1				0.002	0.0044
090	66436-64020	FRAME DRIVE END	1				1.11	2.442
100	15881-64710	PLATE RETAINER	1				0.01	0.022
110	15881-93010	SCREW ROUND HEAD	4				0.003	0.0066
120	15881-64260	BOLT THROUGH	2				0.01	0.022
130	16652-64780	BEARING BALL	1				0.05	0.11
140	16241-64060	FRAME END	1	<=10123			0.2	0.44
140	16231-64060	FRAME END	1	>=10124	←		0.17	0.374
150	16231-64230	COVER END	1				0.035	0.077
160	16241-64850	ASSY RECTIFIER	1				0	0
160	16231-64850	ASSY RECTIFIER	1		↔		0.18	0.396
170	16241-64900	BUSH INSULATION	1				0.007	0.0154
180	16652-64310	HOLDER BRUSH	1				0.025	0.055
190	15881-64090	BRUSH	2				0.002	0.0044
200	15881-64330	SPRING BRUSH	2				0.002	0.0044
210	15881-93020	SCREW ROUND HEAD	2				0.005	0.011
220	15881-93030	SCREW ROUND HEAD	6				0.003	0.0066
230	15881-93040	SCREW ROUND HEAD	1				0.003	0.0066
240	15881-91040	BOLT	3				0.005	0.011
250	15881-92020	NUT	2				0.02	0.044
260	15881-91050	BOLT	2				0.01	0.022
270	14182-92030	NUT	1				0.003	0.0066
280	66436-64600	ASSY REGULATOR	1				0.08	0.176
280	1K531-64600	ASSY REGULATOR	1		↔		0.08	0.176

ACCELERATOR LEVER



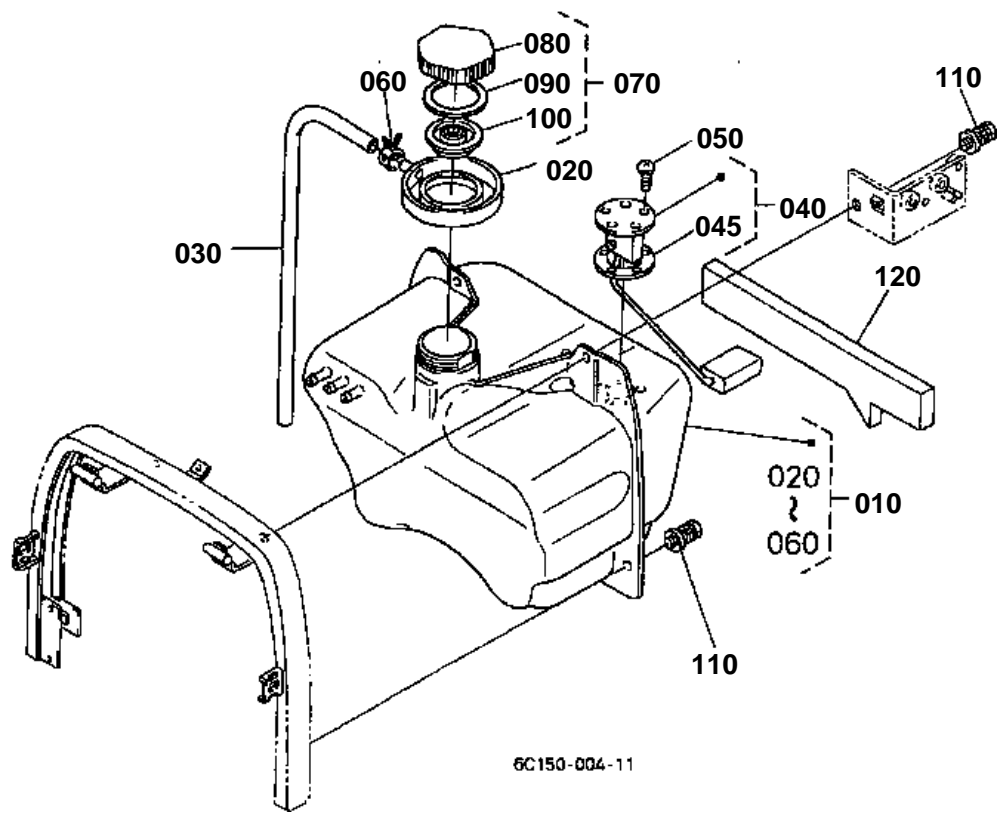


ACCELERATOR LEVER

↔ Interchangeable; ≠ not interchangeable; ← new for old; → old for new

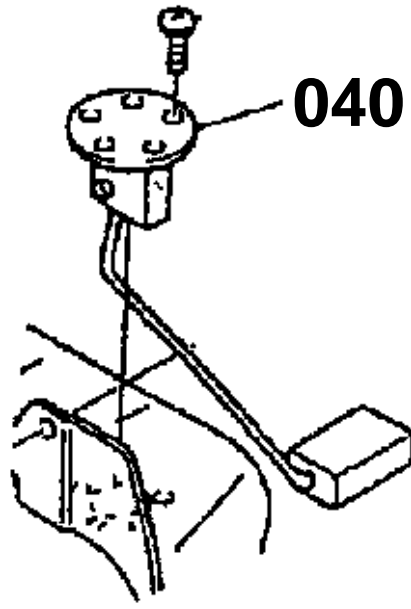
REF.No	Part No.	Description	Q'ty	S.No.	I/C	REMARKS	Weight (kgf)	Weight (lb)
010	6C040-43212	BRACKET ACCEL.	1				0.163	0.3586
020	6C040-43220	ROD ACCEL.	1				0.35	0.77
030	66116-51530	SPRING PLATE	2				0.003	0.0066
040	6C040-43250	ARM ACCELERATOR	1				0.04	0.088
045	6C040-43380	WASHER ACCEL.	1				0.004	0.0088
050	04015-60080	WASHER PLAIN	1				0.01	0.022
055	02751-50080	NUT FLANGE	1				0.006	0.0132
060	02156-50080	NUT	1				0.004	0.0088
070	6C040-43290	SPRING	1				0.005	0.011
080	6C050-43230	LINK ACCEL.	1				0.135	0.297
090	05525-61000	PIN SNAP	1				0.002	0.0044
100	01125-60820	BOLT	1				0.015	0.033
110	6C040-43244	LEVER ACCEL.	1				0.115	0.253
120	TA040-49873	GRIP	1				0.024	0.0528
130	05411-00520	PIN SPRING	1				0.002	0.0044
140	6C140-43302	ASSY ROD RELEASE	1				0.11	0.242
150	6C040-43280	CONNECTOR	1				0.008	0.0176
160	02014-50060	NUT	2				0.002	0.0044
170	05525-50800	PIN SNAP	1				0.001	0.0022
180	05525-60600	PIN SNAP	1				0.001	0.0022

FUEL TANK



6C150-004-11

040 6C040-5475-0



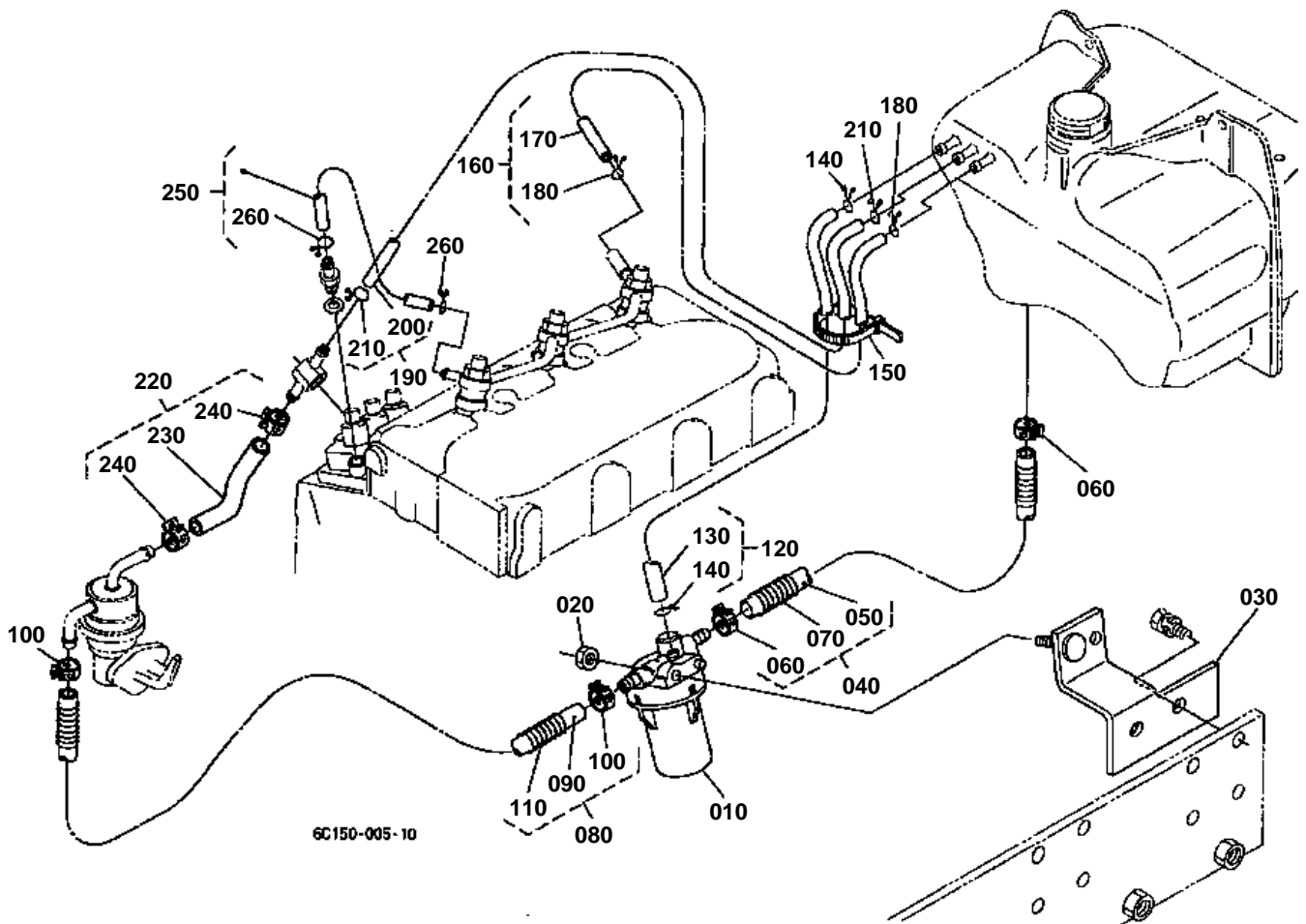
6C150-800-10

**FUEL TANK**

↔ Interchangeable; ≠ not interchangeable; ← new for old; → old for new

REF.No	Part No.	Description	Q'ty	S.No.	I/C	REMARKS	Weight (kgf)	Weight (lb)
010	6C040-54706	ASSY TANK FUEL	1	<=10071		NOT SALE	0	0
010	6C040-54707	ASSY TANK FUEL	1	>=10072	←	NOT SALE	0	0
010	6C040-54709	ASSY TANK FUEL	1	>=10124	←		4	8.8
020	6C040-54740	TRAY FUEL	1				0.86	1.892
030	6C120-54760	PIPE	1				0.09	0.198
040	6C040-54750	GAUGE FUEL	1	<=10071			0	0
040	6C040-54752	GAUGE FUEL	1	>=10072	←		0.14	0.308
045	6A320-85812	GASKET	1				0.005	0.011
050	03024-50514	SCREW WITH WASHER	5				0.003	0.0066
060	6C040-54780	CLAMP	1				0.005	0.011
070	6A100-54910	ASSY CAP FUEL	1				0.105	0.231
080	6A100-54920	CAP FUEL	1				0.041	0.0902
090	6A100-54942	SPACER	1				0.001	0.0022
100	6A100-54952	GASKET	1				0.02	0.044
110	01127-50820	BOLT	4				0.02	0.044
120	6C040-54790	SPONGE	1				0.392	0.8624

FUEL PIPE



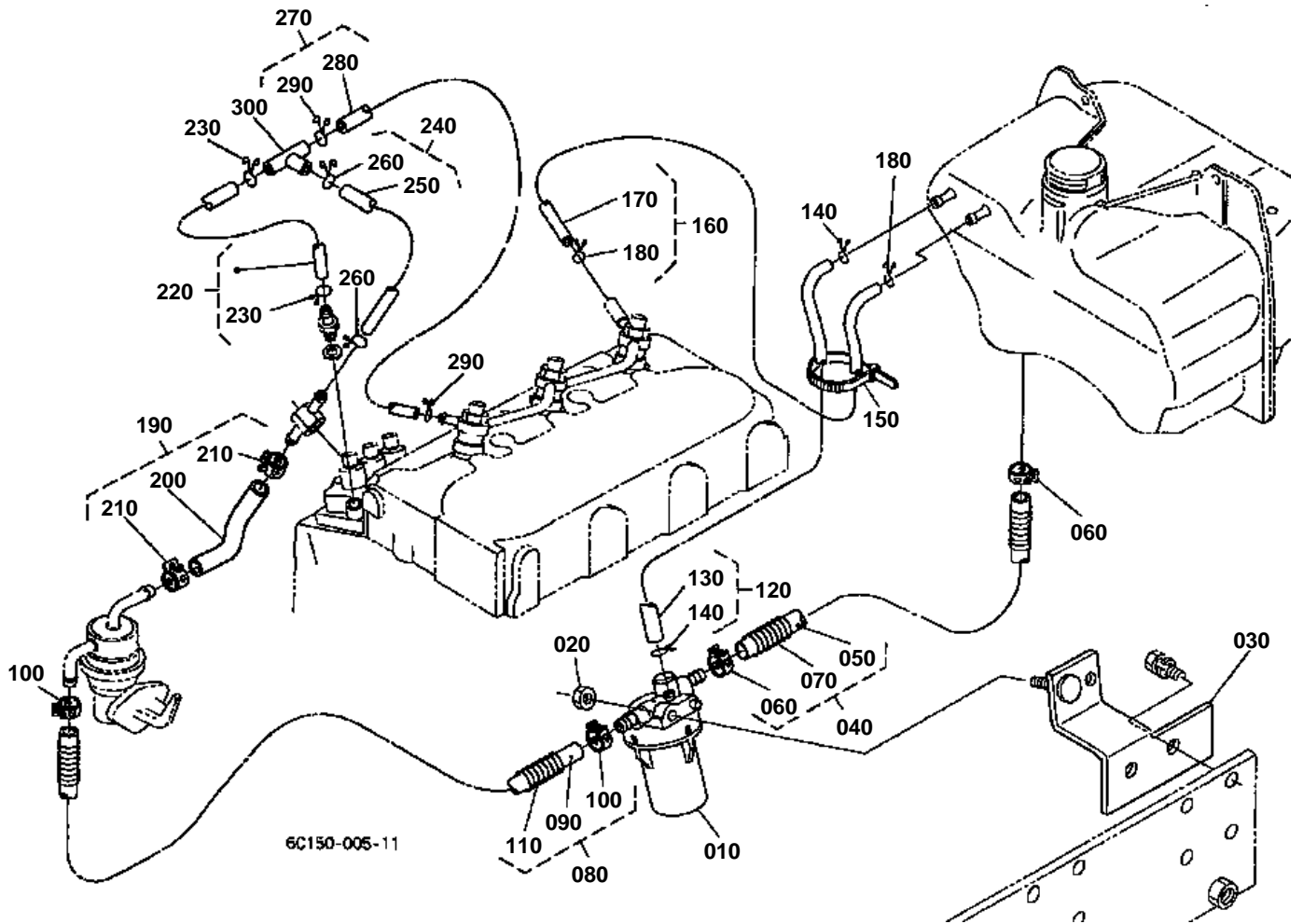


FUEL PIPE
S.No.;<=10123

↔ Interchangeable; ≠ not interchangeable; ← new for old; → old for new

REF.No	Part No.	Description	Q'ty	S.No.	I/C	REMARKS	Weight (kgf)	Weight (lb)
010	6A320-58862	ASSY FILTER FUEL	1				0.09	0.198
020	02121-50080	NUT	1				0.01	0.022
030	6C140-58312	STAY FUEL FILTER	1				0.17	0.374
040	6C040-54810	ASSY TUBE FUEL	1				0.048	0.1056
050	09661-70300	TUBE FUEL	1				0.04	0.088
060	14911-42750	CLIP PIPE	2				0.002	0.0044
070	67111-58320	SPRING PIPE PROTECT.	1				0.02	0.044
080	6C040-59410	ASSY TUBE FUEL	1				0.058	0.1276
090	09661-70380	TUBE FUEL	1				0.04	0.088
100	14911-42750	CLIP PIPE	2				0.002	0.0044
110	76611-53370	SPRING PIPE PROTECT.	1				0.01	0.022
120	6C140-54850	ASSY TUBE FUEL	1				0.025	0.055
130	09661-40480	TUBE FUEL	1				0.02	0.044
140	14971-42750	CLIP PIPE	2				0.001	0.0022
150	55311-41260	BAND CORD	1				0.007	0.0154
160	6C040-59450	ASSY PIPE OVER FLOW	1				0.017	0.0374
170	09661-40300	TUBE FUEL	1				0.016	0.0352
180	14971-42750	CLIP PIPE	2				0.001	0.0022
190	6C040-59440	ASSY PIPE AIR VENT	1				0.022	0.0484
200	09661-40400	TUBE FUEL	1				0.02	0.044
210	14971-42750	CLIP PIPE	2				0.001	0.0022
220	16032-42010	ASSY TUBE FUEL	1				0.012	0.0264
230	09661-80075	TUBE FUEL	1				0.01	0.022
240	14911-42750	CLIP PIPE	2				0.002	0.0044
250	15841-42500	ASSY PIPE OVER FLOW	1				0.015	0.033
260	14971-42750	CLIP PIPE	2				0.001	0.0022

FUEL PIPE



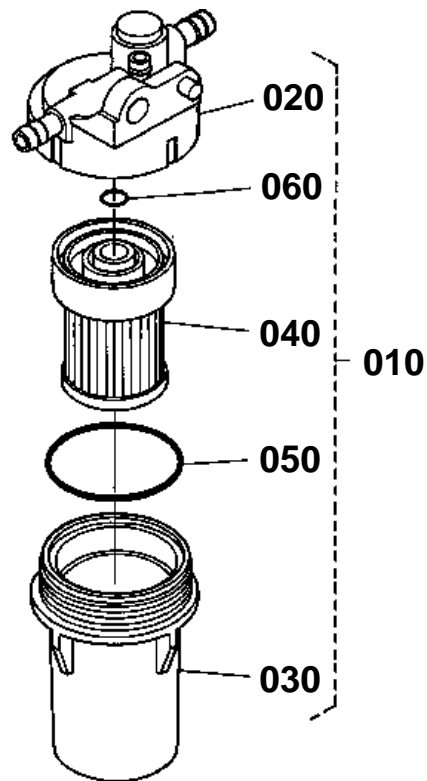


FUEL PIPE
S.No.;>=10124

↔ Interchangeable; ≠ not interchangeable; ← new for old; → old for new

REF.No	Part No.	Description	Q'ty	S.No.	I/C	REMARKS	Weight (kgf)	Weight (lb)
010	6A320-58862	ASSY FILTER FUEL	1				0.09	0.198
020	02121-50080	NUT	1				0.01	0.022
030	6C140-58312	STAY FUEL FILTER	1				0.17	0.374
040	6C040-54810	ASSY TUBE FUEL	1				0.048	0.1056
050	09661-70300	TUBE FUEL	1				0.04	0.088
060	14911-42750	CLIP PIPE	2				0.002	0.0044
070	67111-58320	SPRING PIPE PROTECT.	1				0.02	0.044
080	6C040-59410	ASSY TUBE FUEL	1				0.058	0.1276
090	09661-70380	TUBE FUEL	1				0.04	0.088
100	14911-42750	CLIP PIPE	2				0.002	0.0044
110	76611-53370	SPRING PIPE PROTECT.	1				0.01	0.022
120	6C140-54850	ASSY TUBE FUEL	1				0.025	0.055
130	09661-40480	TUBE FUEL	1				0.02	0.044
140	14971-42750	CLIP PIPE	2				0.001	0.0022
150	55311-41260	BAND CORD	1				0.007	0.0154
160	6C040-59450	ASSY PIPE OVER FLOW	1				0.017	0.0374
170	09661-40300	TUBE FUEL	1				0.016	0.0352
180	14971-42750	CLIP PIPE	2				0.001	0.0022
190	16032-42010	ASSY TUBE FUEL	1				0.012	0.0264
200	09661-80075	TUBE FUEL	1				0.01	0.022
210	14911-42750	CLIP PIPE	2				0.002	0.0044
220	17208-42500	ASSY PIPE OVER FLOW	1				0.007	0.0154
230	14971-42750	CLIP PIPE	2				0.001	0.0022
240	16282-42020	ASSY PIPE OVER FLOW	1				0.01	0.022
250	09661-40040	PIPE FUEL	1				0.005	0.011
260	14971-42750	CLIP PIPE	2				0.001	0.0022
270	17208-42030	ASSY PIPE OVER FLOW	1				0.006	0.0132
280	09661-40100	TUBE FUEL	1				0.006	0.0132
290	14971-42750	CLIP PIPE	2				0.001	0.0022
300	K3511-58390	JOINT T-PIPE	1				0.001	0.0022

FUEL FILTER [COMPONENT PARTS]



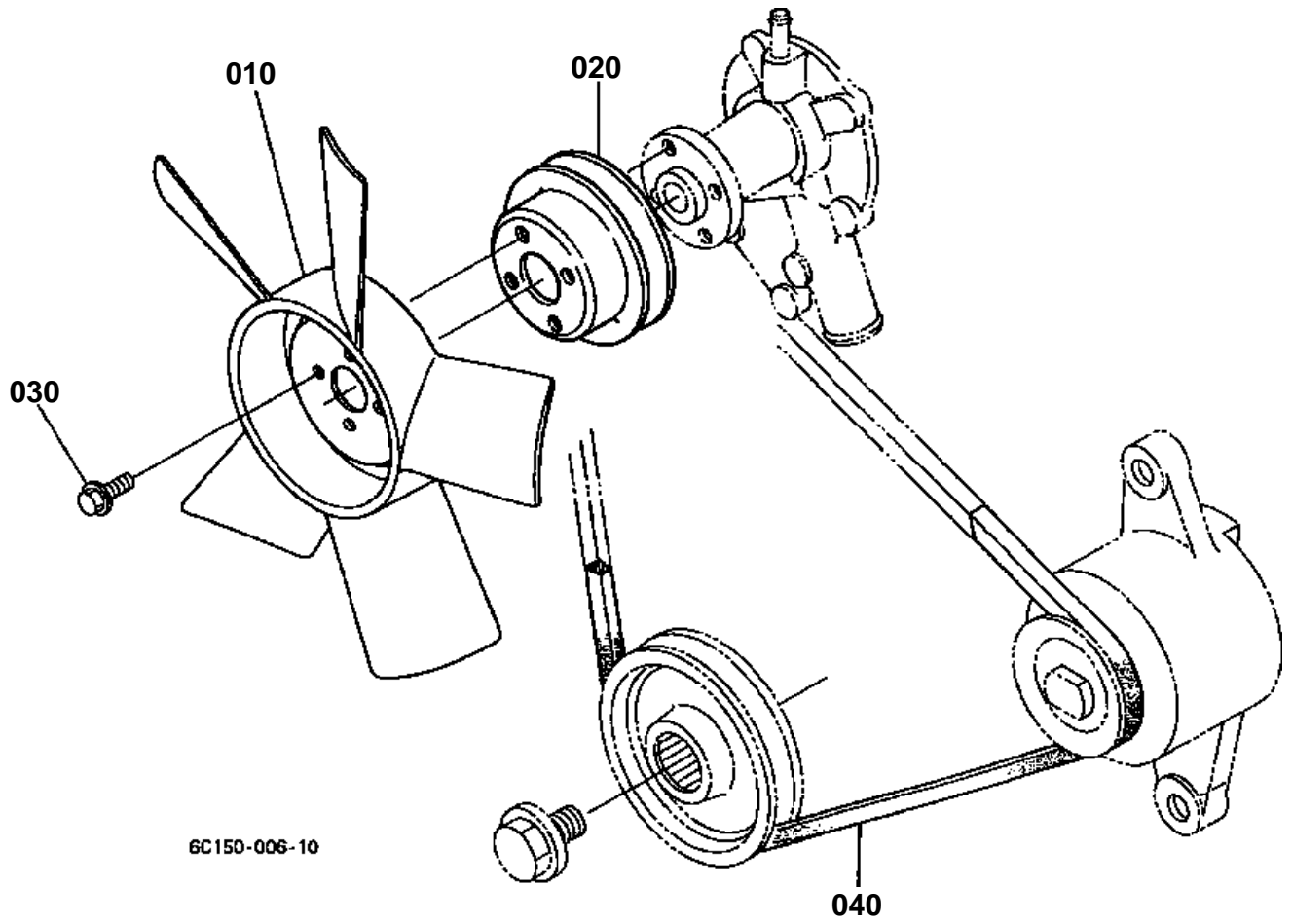
6A320-010-10



FUEL FILTER [COMPONENT PARTS]

↔ Interchangeable; ≠ not interchangeable; ← new for old; → old for new

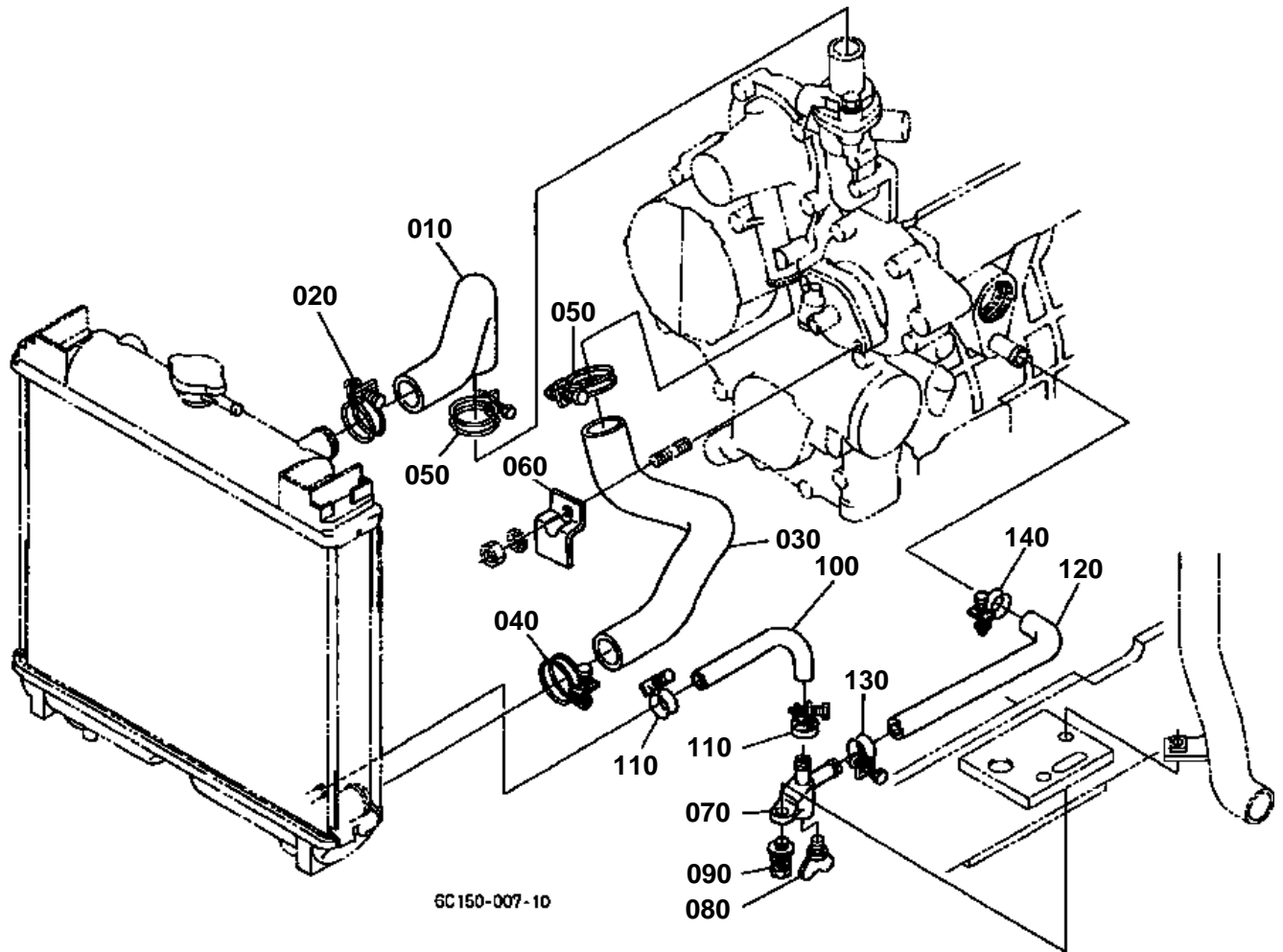
REF.No	Part No.	Description	Q'ty	S.No.	I/C	REMARKS	Weight (kgf)	Weight (lb)
010	6A320-58862	ASSY FILTER FUEL	1				0.09	0.198
020	6A320-59912	BODY	1				0.035	0.077
030	6A320-59920	CUP	1				0.03	0.066
040	6A320-59930	FILTER	1				0.025	0.055
050	6A320-59940	O-RING	1				0.001	0.0022
060	6A320-59950	O-RING	1				0.001	0.0022



**FAN**

↔ Interchangeable; ≠ not interchangeable; ← new for old; → old for new

REF.No	Part No.	Description	Q'ty	S.No.	I/C	REMARKS	Weight (kgf)	Weight (lb)
010	6C040-58510	FAN	1				0.37	0.814
020	16241-74250	PULLEY FAN	1				0.24	0.528
030	01754-50612	BOLT FLANGE	4				0.005	0.011
040	16241-97010	V BELT	1				0.08	0.176



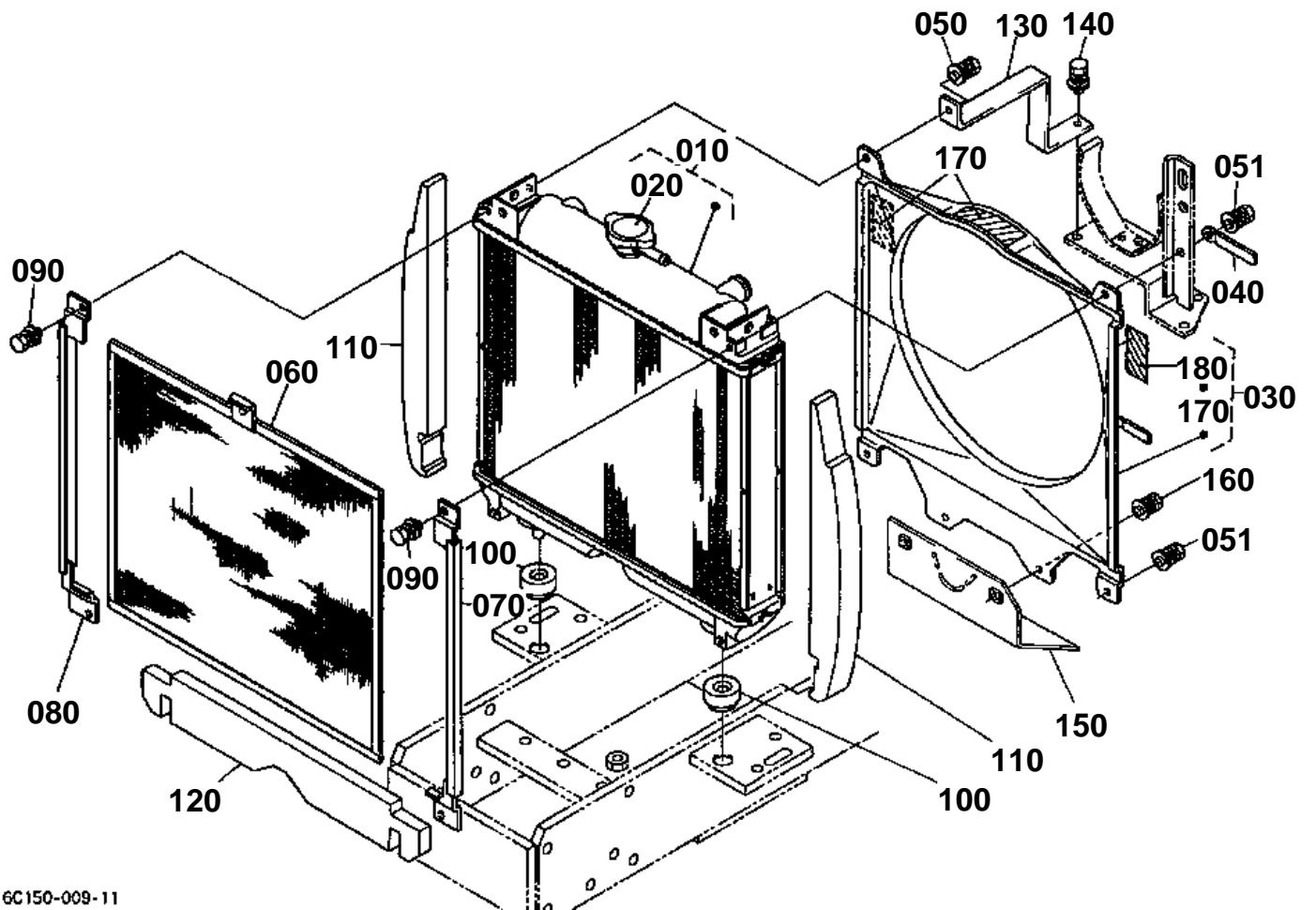


WATER PIPE

↔ Interchangeable; ≠ not interchangeable; ← new for old; → old for new

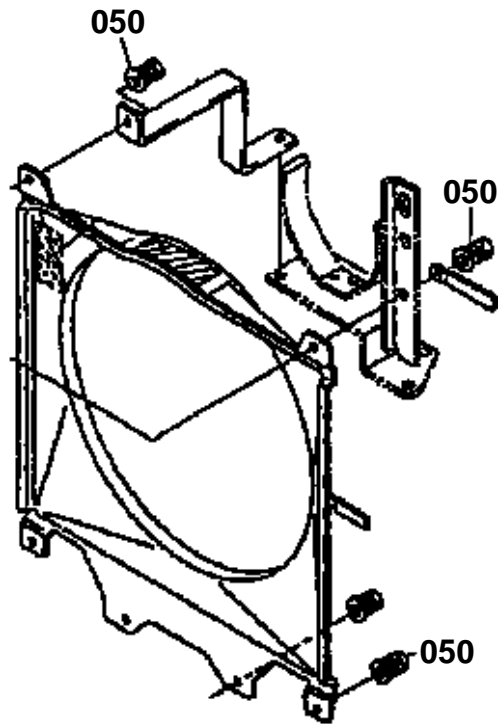
REF.No	Part No.	Description	Q'ty	S.No.	I/C	REMARKS	Weight (kgf)	Weight (lb)
010	6C040-58630	HOSE WATER	1				0.095	0.209
020	67955-58630	CLAMP HOSE	1				0.025	0.055
030	6C040-58570	HOSE WATER	1				0.015	0.033
040	67955-58630	CLAMP HOSE	1				0.025	0.055
050	67955-58630	CLAMP HOSE	2				0.025	0.055
060	6C040-58640	CLAMP WATER HOSE	1				0.031	0.0682
070	6C040-58650	COCK	1				0.017	0.0374
080	55364-82110	COCK DRAIN	1				0.005	0.011
090	01125-50822	BOLT	1				0.015	0.033
100	6C040-58680	HOSE DRAIN	1				0.023	0.0506
110	6C040-58720	CLAMP HOSE	2				0.017	0.0374
120	6C040-58690	HOSE DRAIN	1				0.05	0.11
130	6C040-58730	CLAMP HOSE	1				0.017	0.0374
140	6C040-58730	CLAMP HOSE	1				0.017	0.0374

RADIATOR [2WD]



GC150-009-11

050 01025-50616



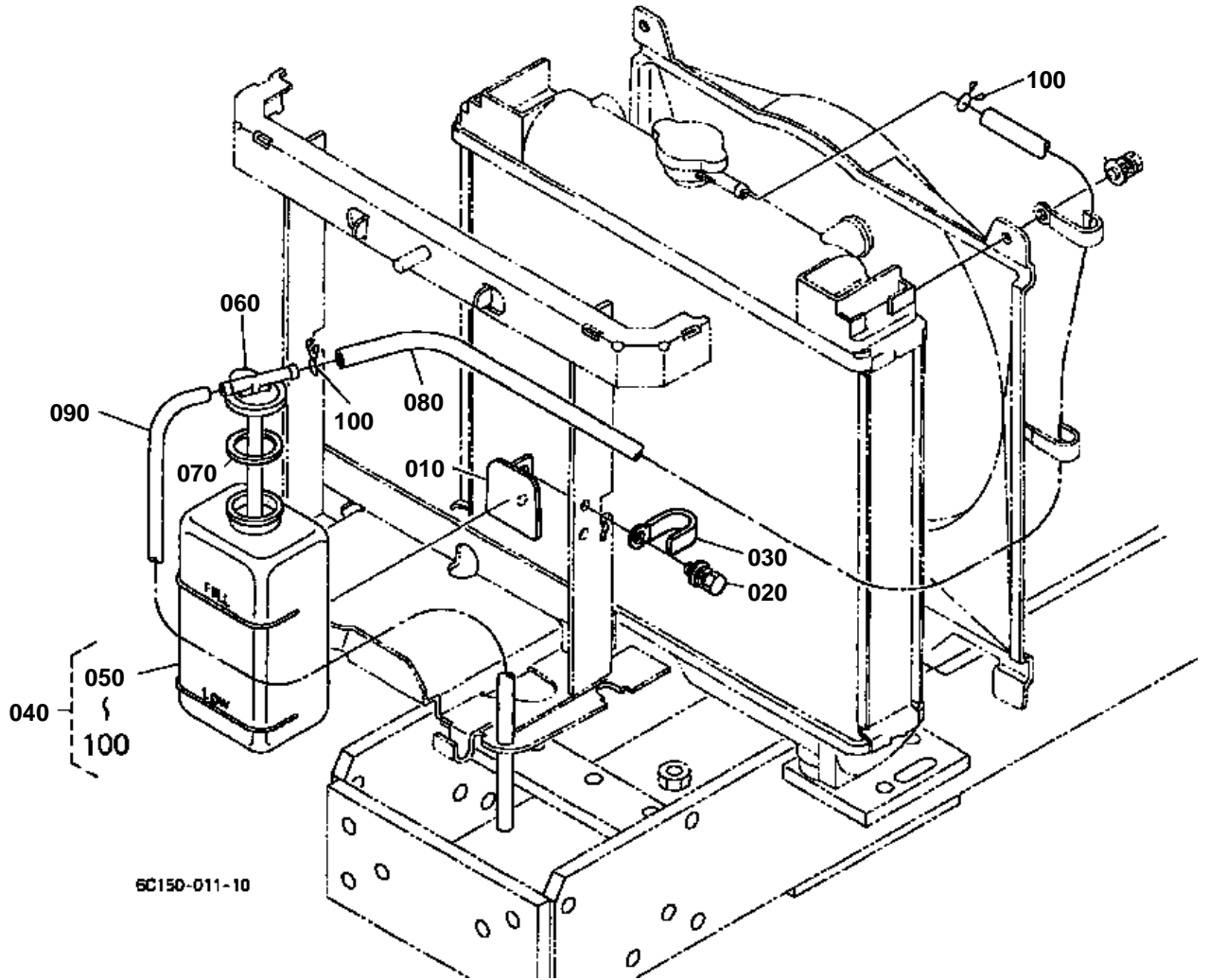
6C102-803-10

**RADIATOR [2WD]**

↔ Interchangeable; ≠ not interchangeable; ← new for old; → old for new

REF.No	Part No.	Description	Q'ty	S.No.	I/C	REMARKS	Weight (kgf)	Weight (lb)
010	6C070-58520	ASSY RADIATOR	1				4	8.8
020	6C040-58660	ASSY CAP RADIATOR	1				0	0
030	6C040-58602	KIT SHROUD FAN	1				0.7	1.54
040	15272-67590	CLAMP CORD	1				0.004	0.0088
050	01025-50616	BOLT	4	≤10132			0.005	0.011
050	01025-50616	BOLT	1	≥10133			0.005	0.011
051	01025-50612	BOLT	3	≥10133			0.005	0.011
060	6C040-58530	NET RADIATOR	1				0.25	0.55
070	6C040-58540	GUIDE RADIATOR NET L	1				0.114	0.2508
080	6C040-58550	GUIDE RADIATOR NET R	1				0.114	0.2508
090	01025-50616	BOLT	4				0.005	0.011
090	01025-50612	BOLT	4		↔		0.005	0.011
100	6C040-58580	CUSHION RADIATOR	2				0.021	0.0462
110	6C040-54454	TAPE RADIATOR LH	2				0.033	0.0726
120	6C040-54472	TAPE RADIATOR	1				0.027	0.0594
130	6C040-58590	STAY RADIATOR	1				0.16	0.352
140	01025-50616	BOLT	1				0.005	0.011
150	6C040-78620	PLATE SHUTTER	1				0.198	0.4356
160	01125-60816	BOLT	2				0.01	0.022
170	32751-49580	LABEL FAN BELT	2				0.001	0.0022
180	TA040-49580	LABEL MUFFLER	1				0.001	0.0022

RESERVE TANK



6C150-011-10

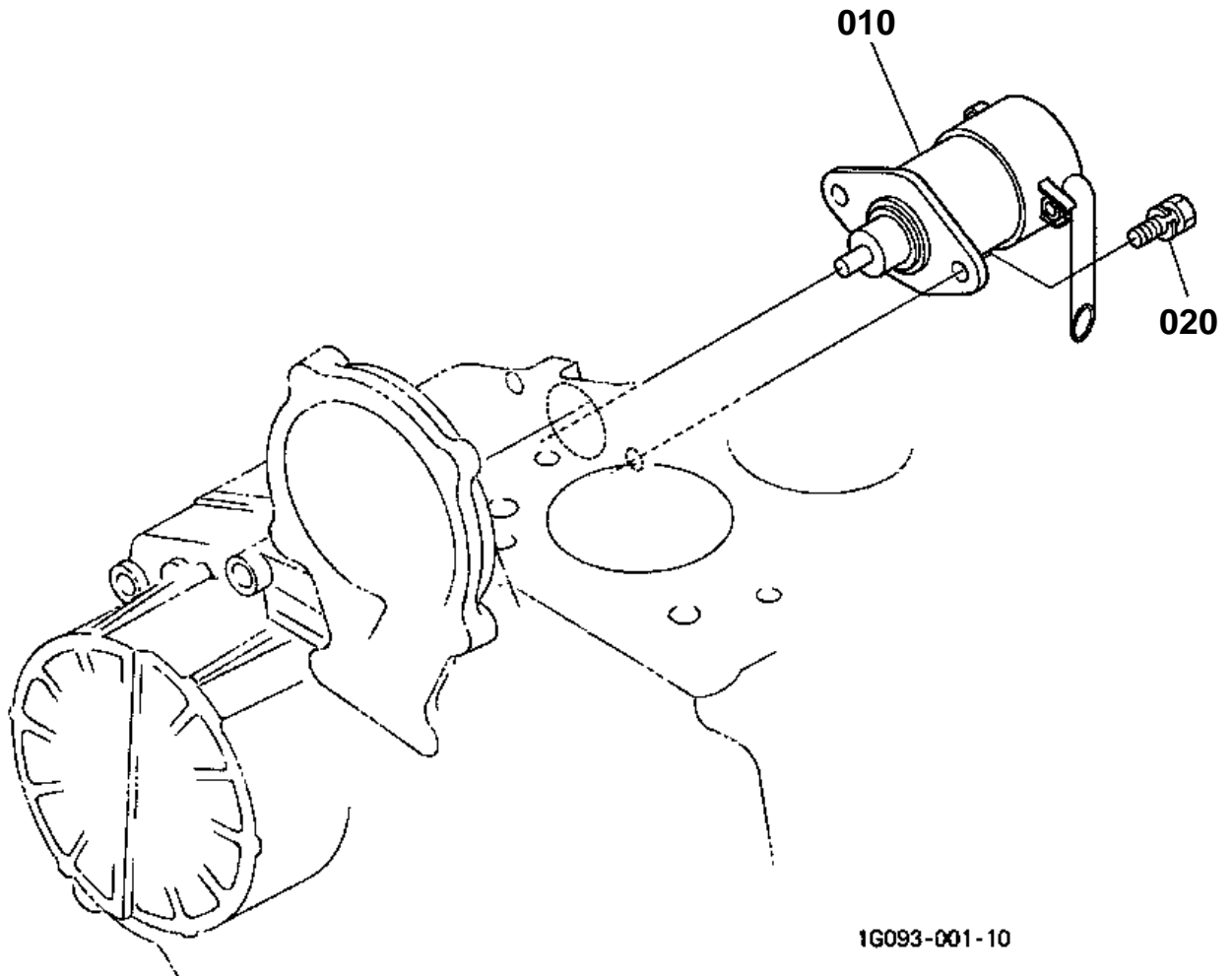


RESERVE TANK

↔ Interchangeable; ≠ not interchangeable; ← new for old; → old for new

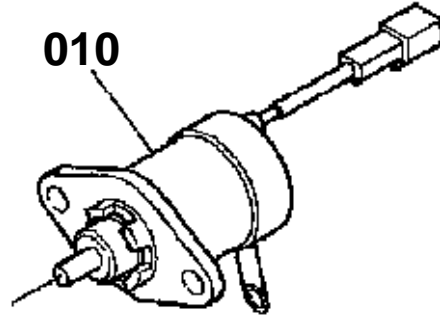
REF.No	Part No.	Description	Q'ty	S.No.	I/C	REMARKS	Weight (kgf)	Weight (lb)
010	6A100-58830	SUPPORT RESERVE TANK	1				0.05	0.11
020	01025-50616	BOLT	2				0.005	0.011
030	15272-67590	CLAMP CORD	1				0.004	0.0088
040	6C070-58800	ASSY TANK RESERVE	1				0.27	0.594
050	15531-72410	BODY TANK	1				0.4	0.88
060	15531-72422	CAP	1				0.001	0.0022
070	15531-72432	GASKET	1				0.002	0.0044
080	15471-72440	PIPE WATER OVER FLOW	1				0.05	0.11
090	6C070-58850	PIPE WATER OVER FLOW	1				0.025	0.055
100	15501-72470	CLIP PIPE	2				0.005	0.011

STOP SOLENOID



1G093-001-10

010 6A320-3115-0



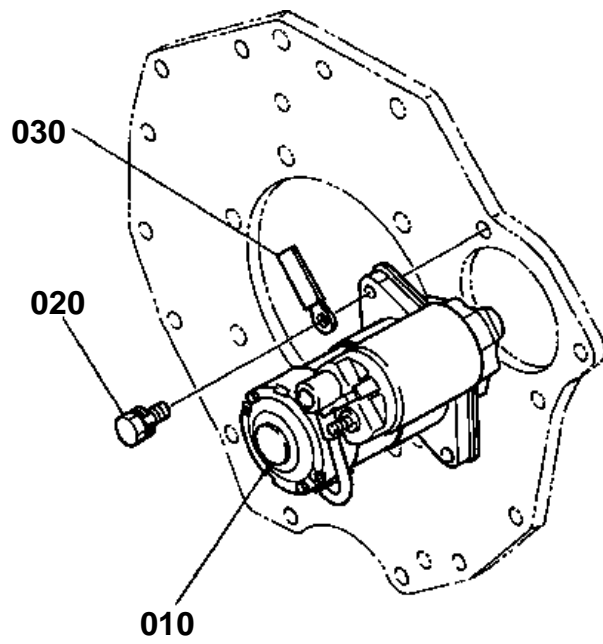
6C150-810-10



STOP SOLENOID

↔ Interchangeable; ≠ not interchangeable; ← new for old; → old for new

REF.No	Part No.	Description	Q'ty	S.No.	I/C	REMARKS	Weight (kgf)	Weight (lb)
010	6A320-31150	SOLENOID STOP	1	≤10183			0.27	0.594
010	17208-60010	ASSY SOLENOID STOP	1	≥10184	≠		0.28	0.616
020	01202-50614	BOLT	2				0.006	0.0132



6C040-011-10

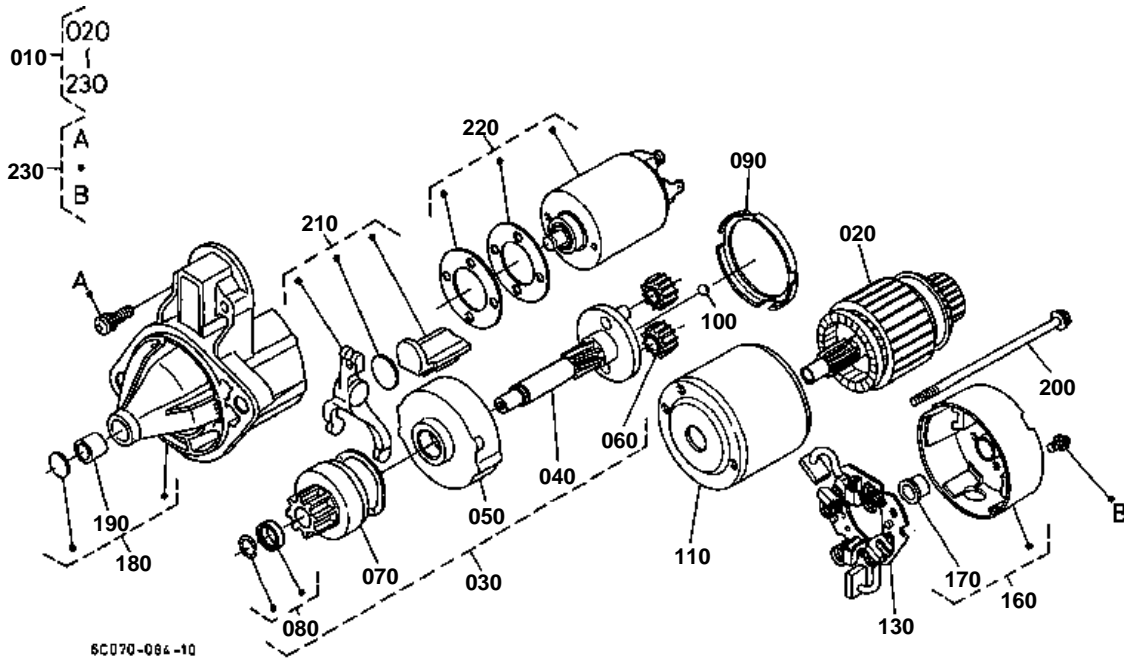


STARTER

↔ Interchangeable; ≠ not interchangeable; ← new for old; → old for new

REF.No	Part No.	Description	Q'ty	S.No.	I/C	REMARKS	Weight (kgf)	Weight (lb)
010	6C140-59210	ASSY STARTER	1				2.75	6.05
020	01123-50840	BOLT	2				0.018	0.0396
030	13824-67580	CLAMP CORD	1				0.006	0.0132

STARTER [COMPONENT PARTS]

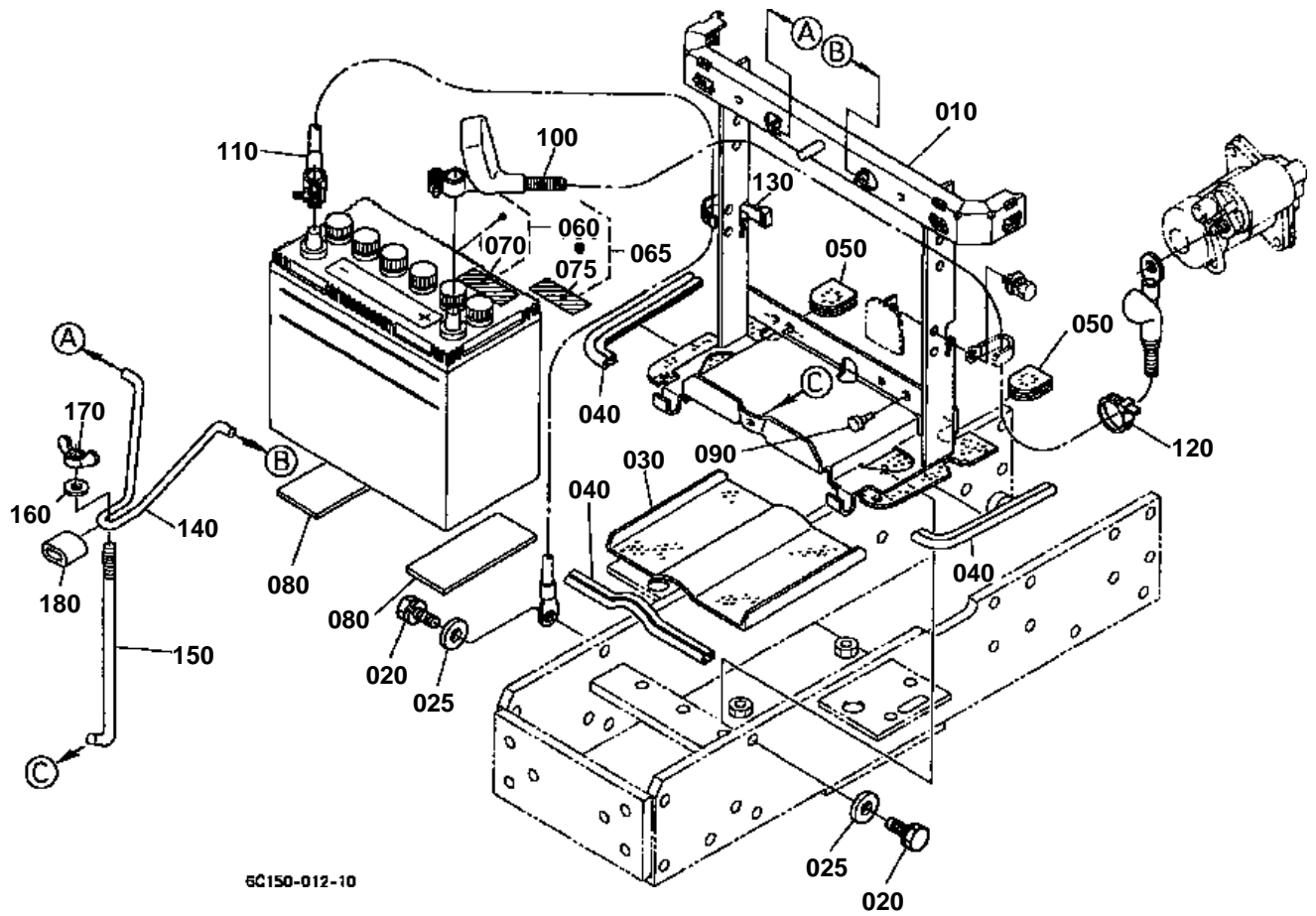




STARTER [COMPONENT PARTS]

↔ Interchangeable; ≠ not interchangeable; ← new for old; → old for new

REF.No	Part No.	Description	Q'ty	S.No.	I/C	REMARKS	Weight (kgf)	Weight (lb)
010	6C140-59210	ASSY STARTER	1				2.75	6.05
020	6C140-82610	ARMATURE	1				0.52	1.144
030	6C140-82620	ASSY SHAFT	1				0.53	1.166
040	6C070-82630	GEAR-SHAFT	1			NOT SALE	0	0
050	6C140-82640	GEAR.INTERNAL	1				0.05	0.11
060	6C040-82650	GEAR PLANETARY	3				0.016	0.0352
070	6C040-82660	CLUTCH OVER RUNNING	1				0.3	0.66
080	6C040-82670	STOPPER	1				0.004	0.0088
090	6C040-82680	GASKET	1				0.003	0.0066
100	6C040-82690	BALL	1				0.001	0.0022
110	6C140-82700	ASSY YOKE	1				0.35	0.77
120	99999-99999	BLANK	0				0	0
130	6C140-82720	ASSY HOLDER BRUSH	1				0.07	0.154
140	99999-99999	BLANK	0				0	0
150	99999-99999	BLANK	0				0	0
160	6C140-82750	ASSY BRACKET REAR	1				0.14	0.308
170	6C040-82760	BUSH	1				0.005	0.011
180	6C040-82770	ASSY BRACKET FRONT	1				0.4	0.88
190	15852-63240	BUSH	1				0.006	0.0132
200	6C140-82780	BOLT	2				0.015	0.033
210	6C040-82790	LEVER FORK	1				0.022	0.0484
220	6C040-82800	ASSY SWITCH MAGNETIC	1				0.63	1.386
230	15852-93310	SCREW PAN-HEAD	1				0.02	0.044

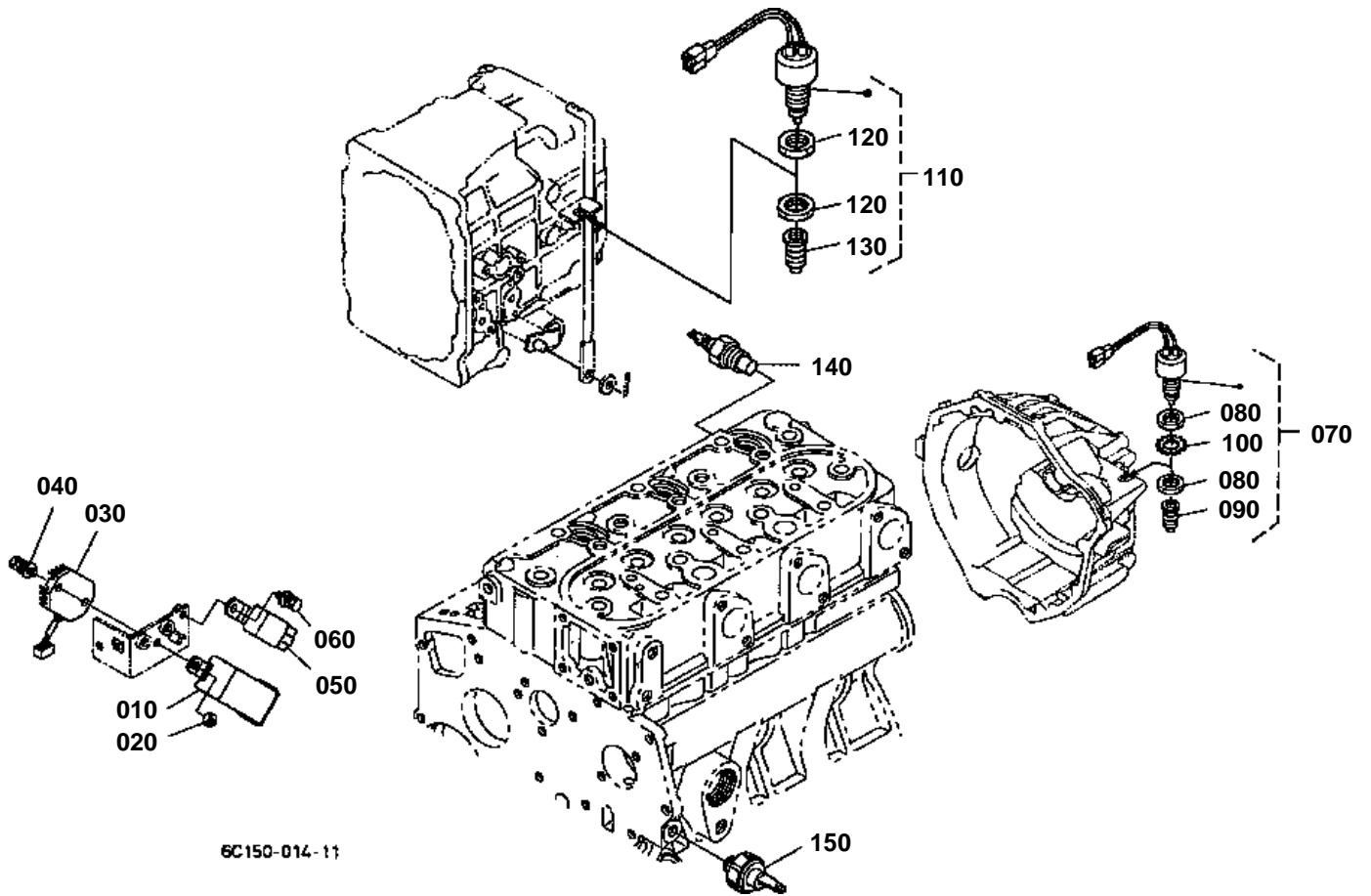


**BATTERY [EXCEPT[AU]]**

↔ Interchangeable; ≠ not interchangeable; ← new for old; → old for new

REF.No	Part No.	Description	Q'ty	S.No.	I/C	REMARKS	Weight (kgf)	Weight (lb)
010	6C040-51228	BRACKET BATTERY	1				2.25	4.95
020	01133-51030	BOLT	2				0.025	0.055
025	04013-60100	WASHER PLAIN	2				0.003	0.0066
030	6C040-51260	NET	1				0.25	0.55
040	76650-42520	TRIM DUSTPROOF	3				0.03	0.066
050	6C040-51290	RUBBER	2				0.003	0.0066
060	6C021-55510	ASSY BATTERY	1			ENGLISH	0	0
065	6C021-99190	KIT BATTERY (B)	1			FRENCH	0	0
070	6C040-55590	LABEL BATTERY	1			ENGLISH	0.001	0.0022
075	6C021-92120	LABEL BATTERY	1			FRENCH	0.001	0.0022
080	34150-33220	CUSHION	2				0.015	0.033
090	67156-52170	CUSHION	2				0.05	0.11
100	6C040-55530	CORD BATTERY(+)	1				0.21	0.462
110	6C040-55540	CORD BATTERY(-)	1				0.11	0.242
120	53581-64150	BAND CORD	1				0.002	0.0044
130	53581-64150	BAND CORD	1				0.002	0.0044
140	6C040-55553	RETAINER BATTERY	1				0.075	0.165
150	6C040-55560	BOLT HOOK	1				0.038	0.0836
160	04015-60060	WASHER PLAIN	1				0.005	0.011
170	02810-50060	NUT WING	1				0.009	0.0198
180	6C040-55580	CUSHION	1				0.002	0.0044

SWITCH



6C150-014-11

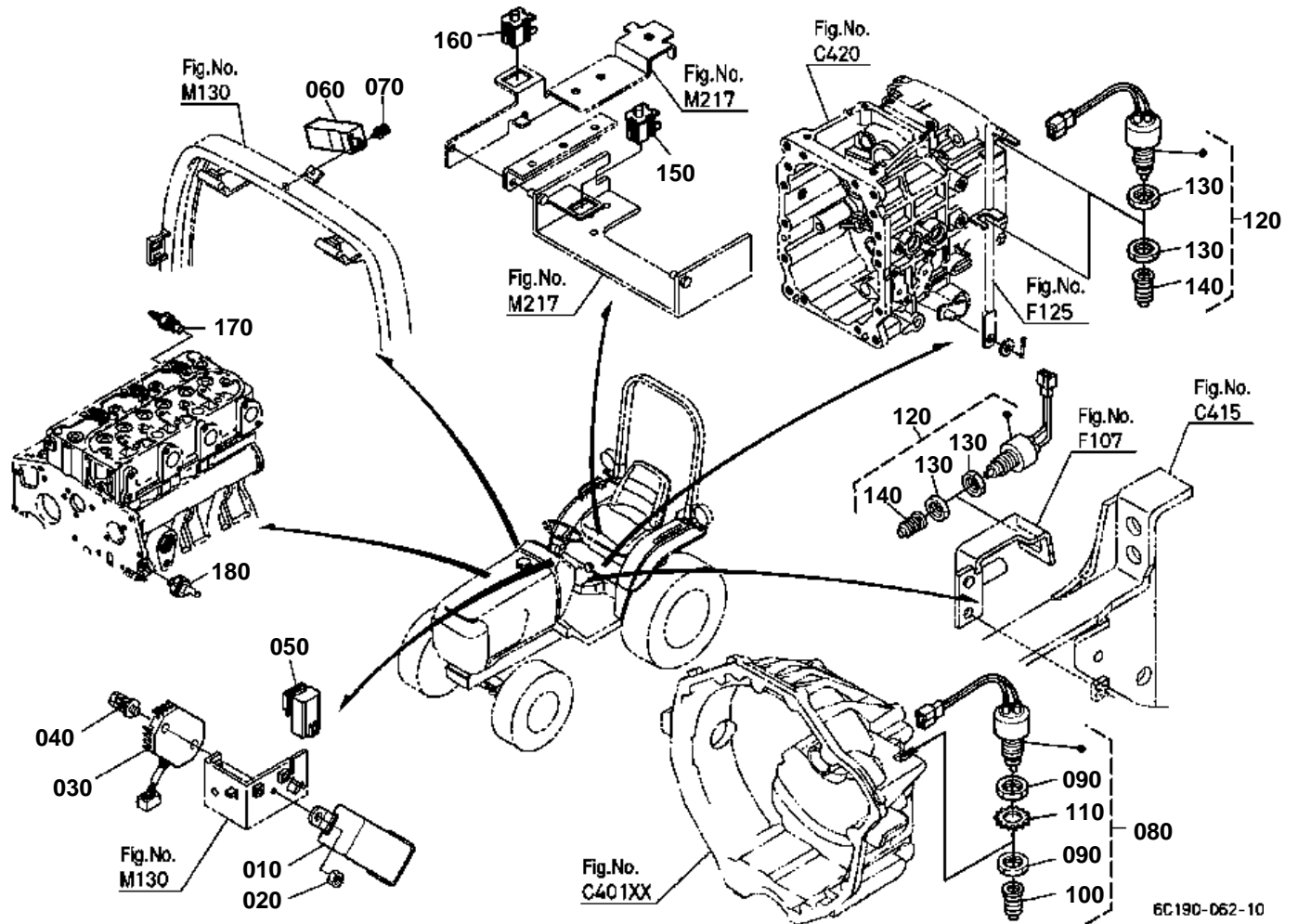


SWITCH
S.No.;<=10183

↔ Interchangeable; ≠ not interchangeable; ← new for old; → old for new

REF.No	Part No.	Description	Q'ty	S.No.	I/C	REMARKS	Weight (kgf)	Weight (lb)
010	3F240-75430	UNIT FLASHER	1				0.06	0.132
020	02021-50060	NUT	1				0.005	0.011
030	RP201-53710	ASSY REGULATOR	1				0.182	0.4004
040	01205-50630	BOLT	1	<=10137			0.008	0.0176
040	01025-50630	BOLT	1	>=10138	←		0.009	0.0198
050	68881-53540	COMP.RELAY	1				0.04	0.088
060	01205-50616	BOLT	1				0.007	0.0154
070	6C040-55852	ASSY SWITCH SAFETY	1				0.124	0.2728
080	67111-55830	NUT SAFETY SWITCH	2				0.035	0.077
090	67111-55840	CAP SAFETY SWITCH	1				0.002	0.0044
100	6C040-55862	WASHER TOOTHED	1				0.004	0.0088
110	52320-42900	SWITCH SAFETY	1				0.1	0.22
120	67111-55830	NUT SAFETY SWITCH	2				0.035	0.077
130	67111-55840	CAP SAFETY SWITCH	1				0.002	0.0044
140	31351-32830	SENSOR THERMO	1				0.02	0.044
150	15531-39010	SWITCH OIL	1				0.032	0.0704

SWITCH



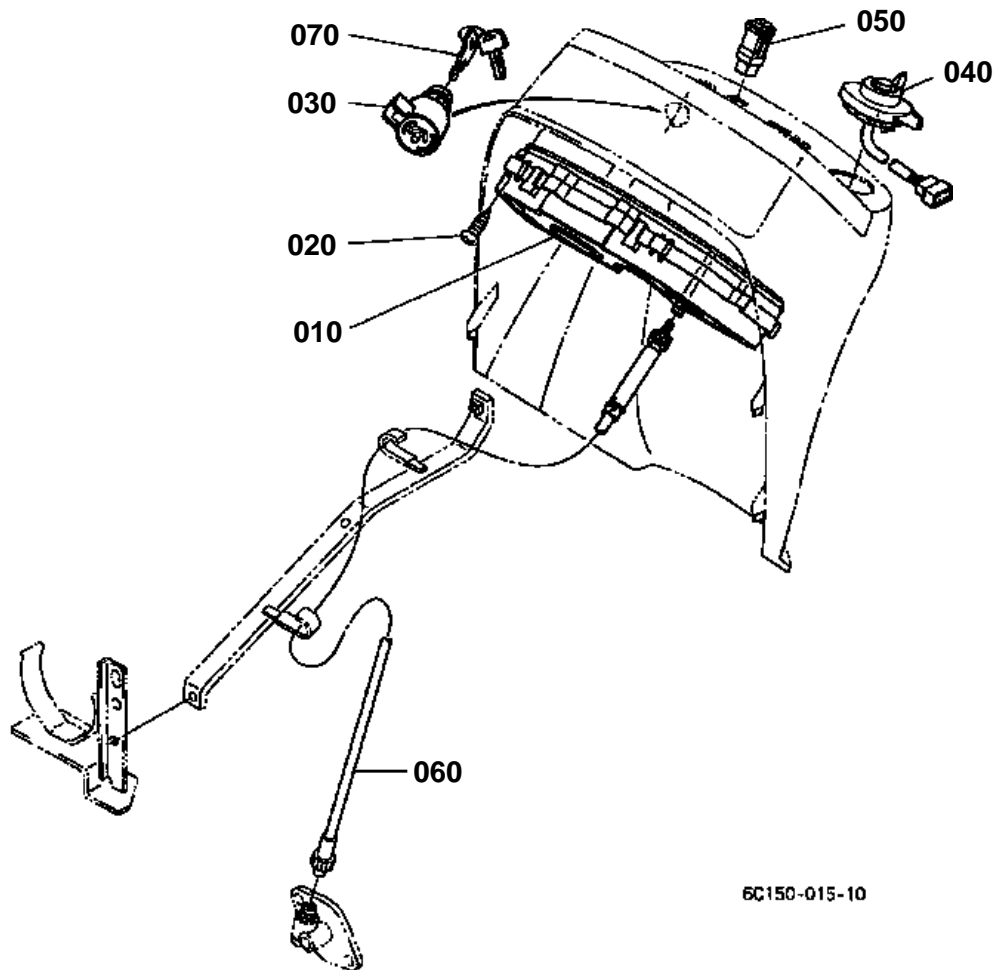


SWITCH
S.No.;>=10184

↔ Interchangeable; ≠ not interchangeable; ← new for old; → old for new

REF.No	Part No.	Description	Q'ty	S.No.	I/C	REMARKS	Weight (kgf)	Weight (lb)
010	3F240-75430	UNIT FLASHER	1				0.06	0.132
020	02021-50060	NUT	1				0.005	0.011
030	5H215-41954	ASSY REGULATOR	1				0.187	0.4114
040	01025-50630	BOLT	1				0.009	0.0198
050	T1060-33720	RELAY STARTER	1				0.02	0.044
060	6C190-55510	CONTROLLER(OPC)	1				0.06	0.132
070	01025-50616	BOLT	1				0.005	0.011
080	6C040-55852	ASSY SWITCH SAFETY	1				0.124	0.2728
090	67111-55830	NUT SAFETY SWITCH	2				0.035	0.077
100	67111-55840	CAP SAFETY SWITCH	1				0.002	0.0044
110	6C040-55862	WASHER TOOTHED	1				0.004	0.0088
120	52320-42900	SWITCH SAFETY	3				0.1	0.22
130	67111-55830	NUT SAFETY SWITCH	6				0.035	0.077
140	67111-55840	CAP SAFETY SWITCH	3				0.002	0.0044
150	K1122-62280	SWITCH SEAT	1				0.011	0.0242
160	K1122-62280	SWITCH SEAT	1				0.011	0.0242
170	31351-32830	SENSOR THERMO	1				0.02	0.044
180	15531-39010	SWITCH OIL	1				0.032	0.0704

PANEL BOARD



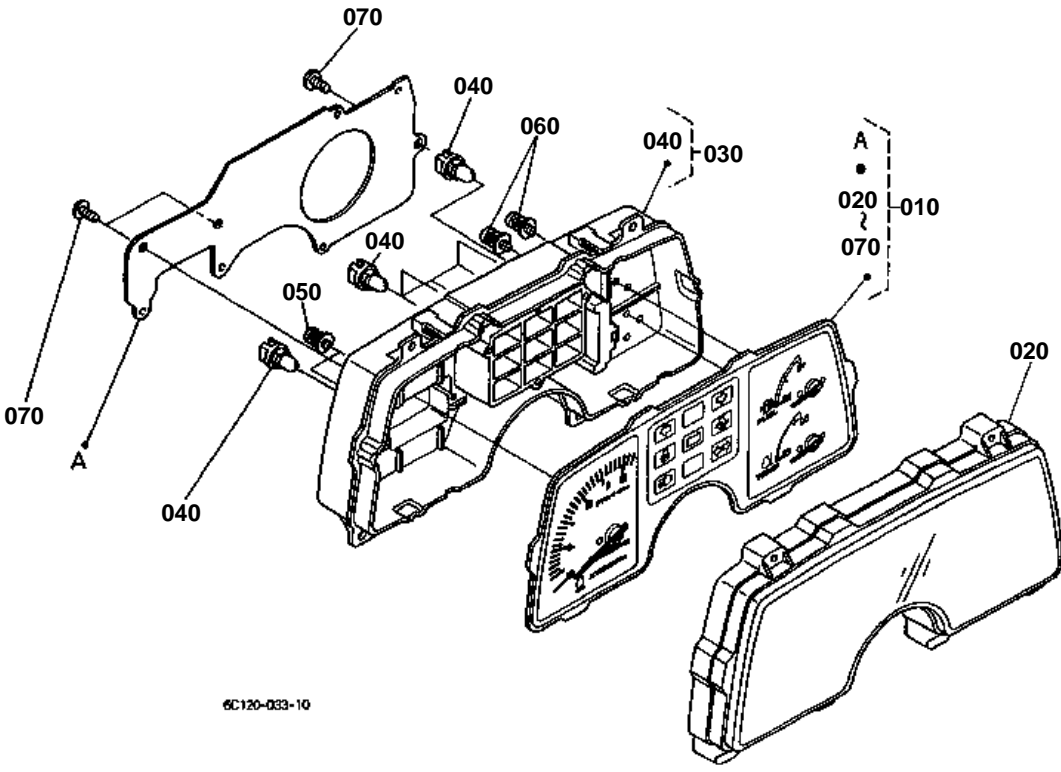
6C150-015-10



PANEL BOARD

↔ Interchangeable; ≠ not interchangeable; ← new for old; → old for new

REF.No	Part No.	Description	Q'ty	S.No.	I/C	REMARKS	Weight (kgf)	Weight (lb)
010	6C140-55100	ASSY METER	1				0.76	1.672
020	03514-50420	SCREW TAPPING	6				0.002	0.0044
030	6C040-55452	SWITCH STARTER	1				0.22	0.484
040	6C070-55420	SWITCH COMBINATION	1				0.08	0.176
050	6C070-55430	SWITCH HAZARD	1				0.019	0.0418
060	6C040-55440	CABLE HOUR METER	1				0.2	0.44
070	15248-63700	KEY STARTER	1			2P/SET	0.034	0.0748



6C120-033-10

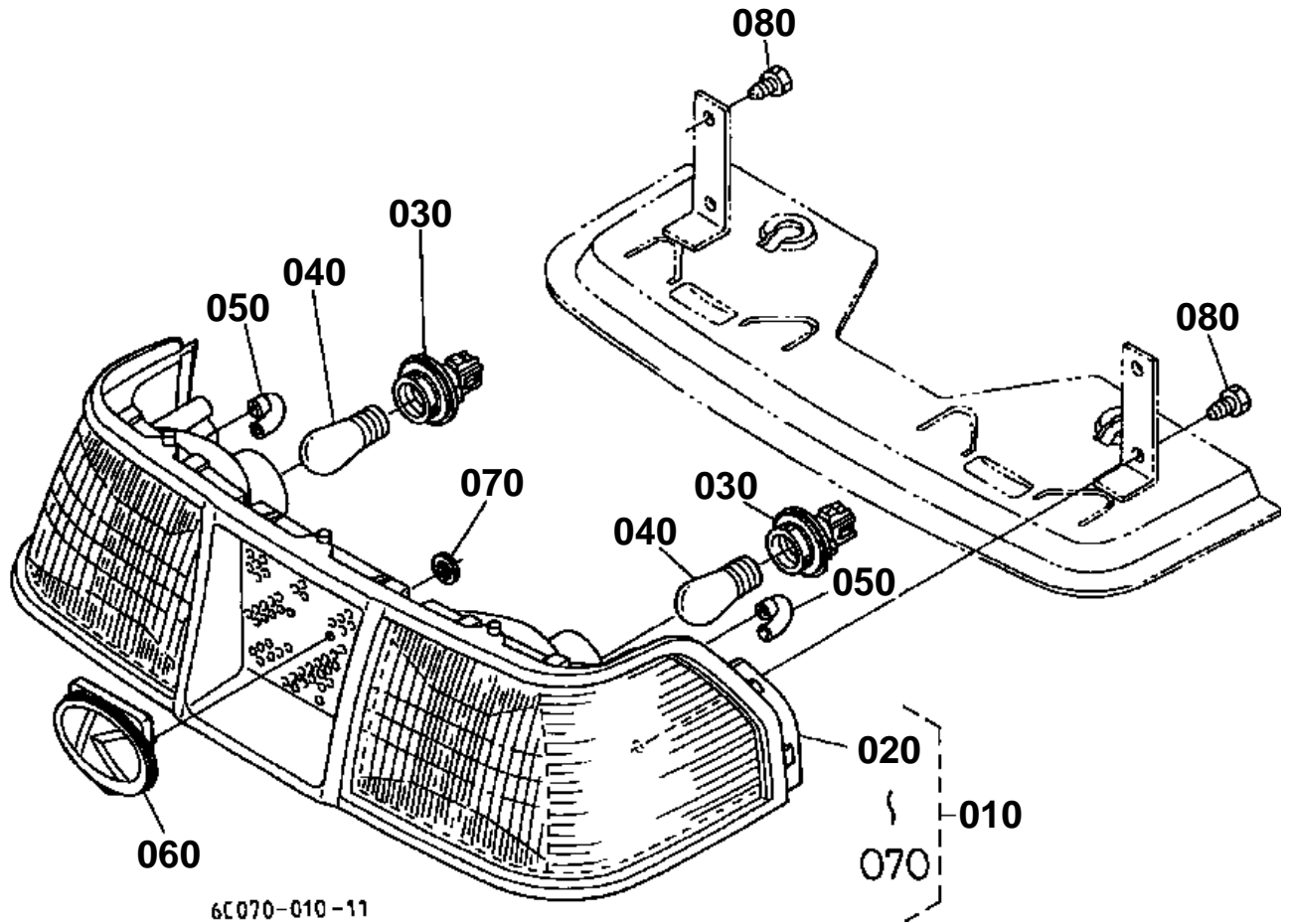


PANEL BOARD [COMPONENT PARTS]

↔ Interchangeable; ≠ not interchangeable; ← new for old; → old for new

REF.No	Part No.	Description	Q'ty	S.No.	I/C	REMARKS	Weight (kgf)	Weight (lb)
010	6C140-55100	ASSY METER	1				0.76	1.672
020	6C040-55120	GLASS	1				0.16	0.352
030	6C070-55130	ASSY CASE	1				0.28	0.616
040	6C040-55140	ASSY BULB	7			1.7W	0.003	0.0066
050	6C040-55150	SCREW	2				0.002	0.0044
060	6C040-55160	SCREW	6				0.002	0.0044
070	6C040-55180	SCREW	3				0.003	0.0066

HEAD LIGHT



6C070-010-11

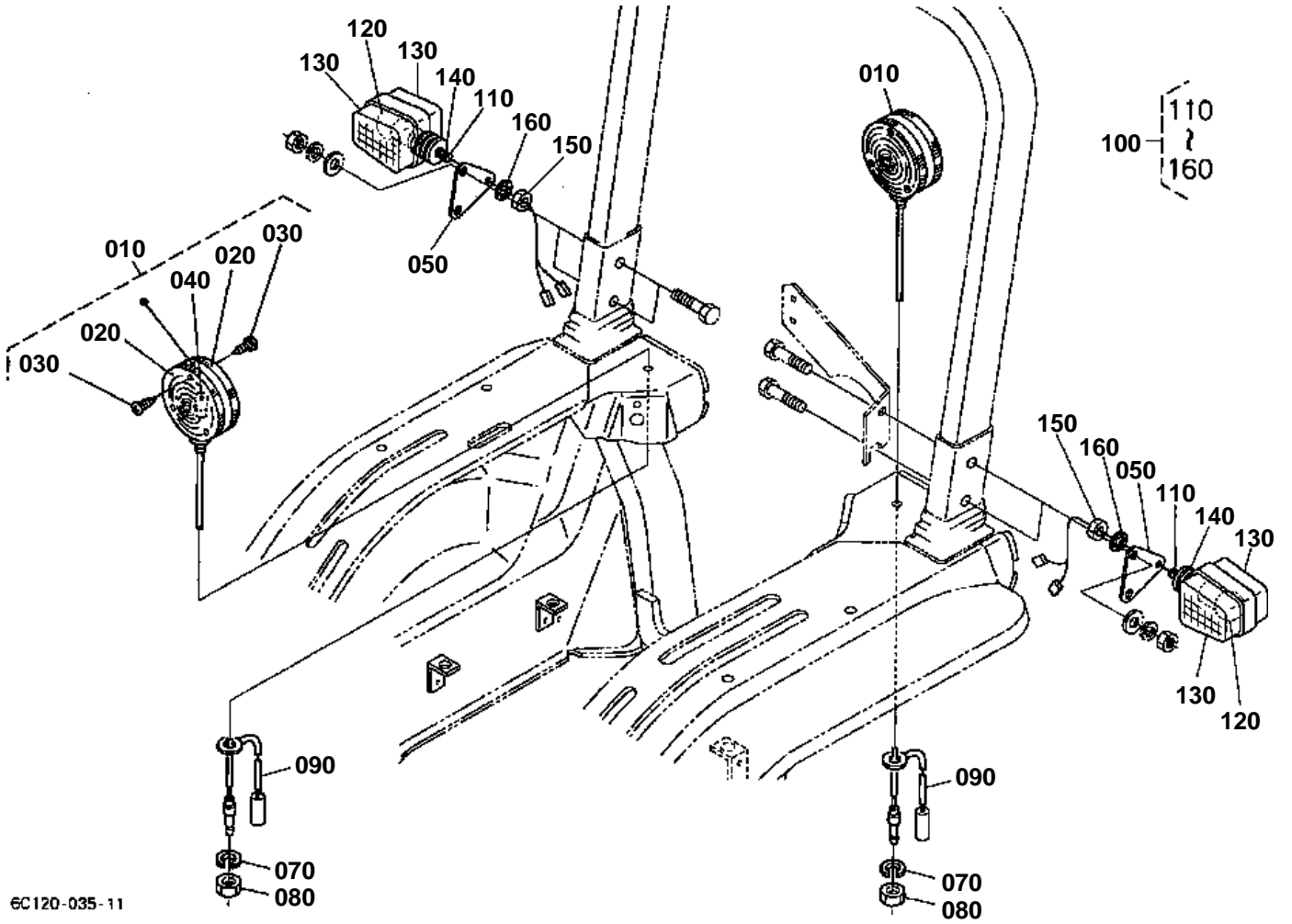


HEAD LIGHT

↔ Interchangeable; ≠ not interchangeable; ← new for old; → old for new

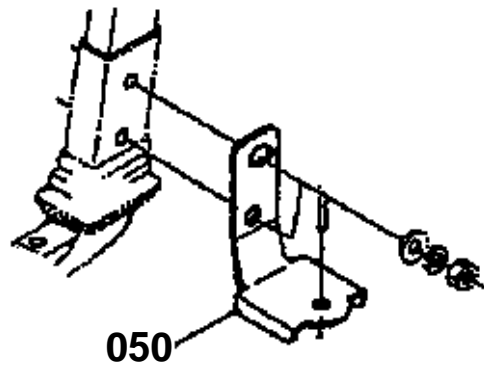
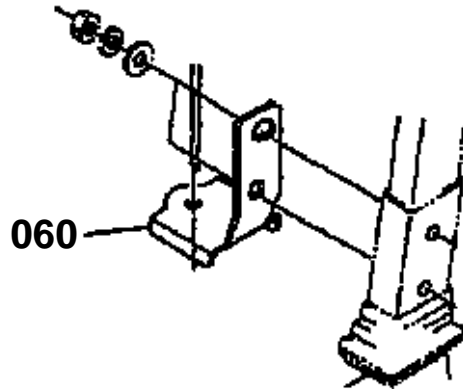
REF.No	Part No.	Description	Q'ty	S.No.	I/C	REMARKS	Weight (kgf)	Weight (lb)
010	6C140-54130	ASSY LIGHT HEAD	1				0.89	1.958
020	6C140-54140	ASSY GRILLE LIGHT	1	≤10085		NOT SALE	0.81	1.782
020	6C140-54142	ASSY GRILLE LIGHT	1	≥10086	←		0.82	1.804
030	3F740-75970	ASSY SOCKET	2				0.014	0.0308
040	31391-34360	BULB	2			23W	0.018	0.0396
050	3F740-76030	GROMMET	2				0.003	0.0066
060	6C140-54200	MARK K	1	≤10085			0.019	0.0418
060	6C140-54202	MARK K	1	≥10086	≠		0.019	0.0418
070	6C040-54540	NUT	2	≤10085			0.001	0.0022
070	6A100-54170	NUT	2	≥10086	≠		0.001	0.0022
080	03614-50612	SCREW TAPPING	4				0.003	0.0066

HAZARD LIGHT



6C120-035-11

050 6C140-5496-0
060 6C140-5497-0



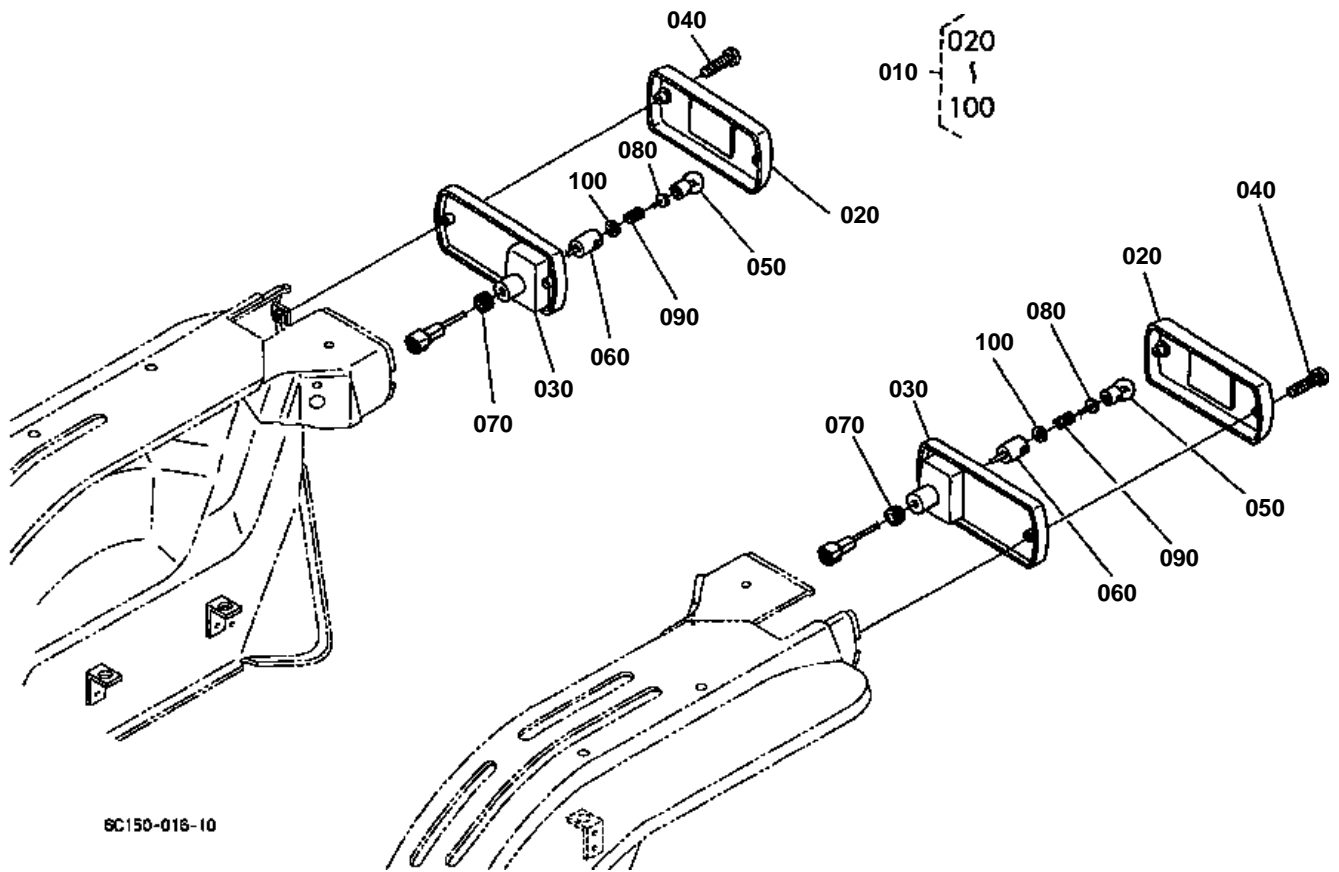
6C150-803-10

**HAZARD LIGHT**

↔ Interchangeable; ≠ not interchangeable; ← new for old; → old for new

REF.No	Part No.	Description	Q'ty	S.No.	I/C	REMARKS	Weight (kgf)	Weight (lb)
010	32530-33610	ASSY LIGHT HAZARD	2				0.38	0.836
020	32530-91510	LENS HAZARD LIGHT	4				0.085	0.187
030	32530-91520	SCREW TAPPING	12				0.001	0.0022
040	32530-91530	BULB LIGHT	2			27W	0.02	0.044
050	6C140-54960	STAY HAZARD LIGHT LH	1	≤10133			0.36	0.792
050	6C140-54980	STAY HAZARD LIGHT LH	2	≥10134	≠		0.15	0.33
060	6C140-54970	STAY HAZARD LIGHT RH	1	≤10133			0.36	0.792
070	04411-50100	WASHER TOOTHED	2				0.001	0.0022
080	02114-50100	NUT	2				0.005	0.011
090	6C040-55480	WIRE HARNESS	2				0.005	0.011
100	37410-52290	ASSY WINKER LAMP	2	≥10134			0.145	0.319
110	37410-52710	ASSY BODY	2	≥10134			0.055	0.121
120	37410-52720	BULB	2	≥10134		12V20W	0.02	0.044
130	37410-52730	LENS	4	≥10134			0.025	0.055
140	37410-52740	GASKET	2	≥10134			0.025	0.055
150	02116-50100	NUT	2	≥10134			0.004	0.0088
160	04411-50100	WASHER TOOTHED	2	≥10134			0.001	0.0022

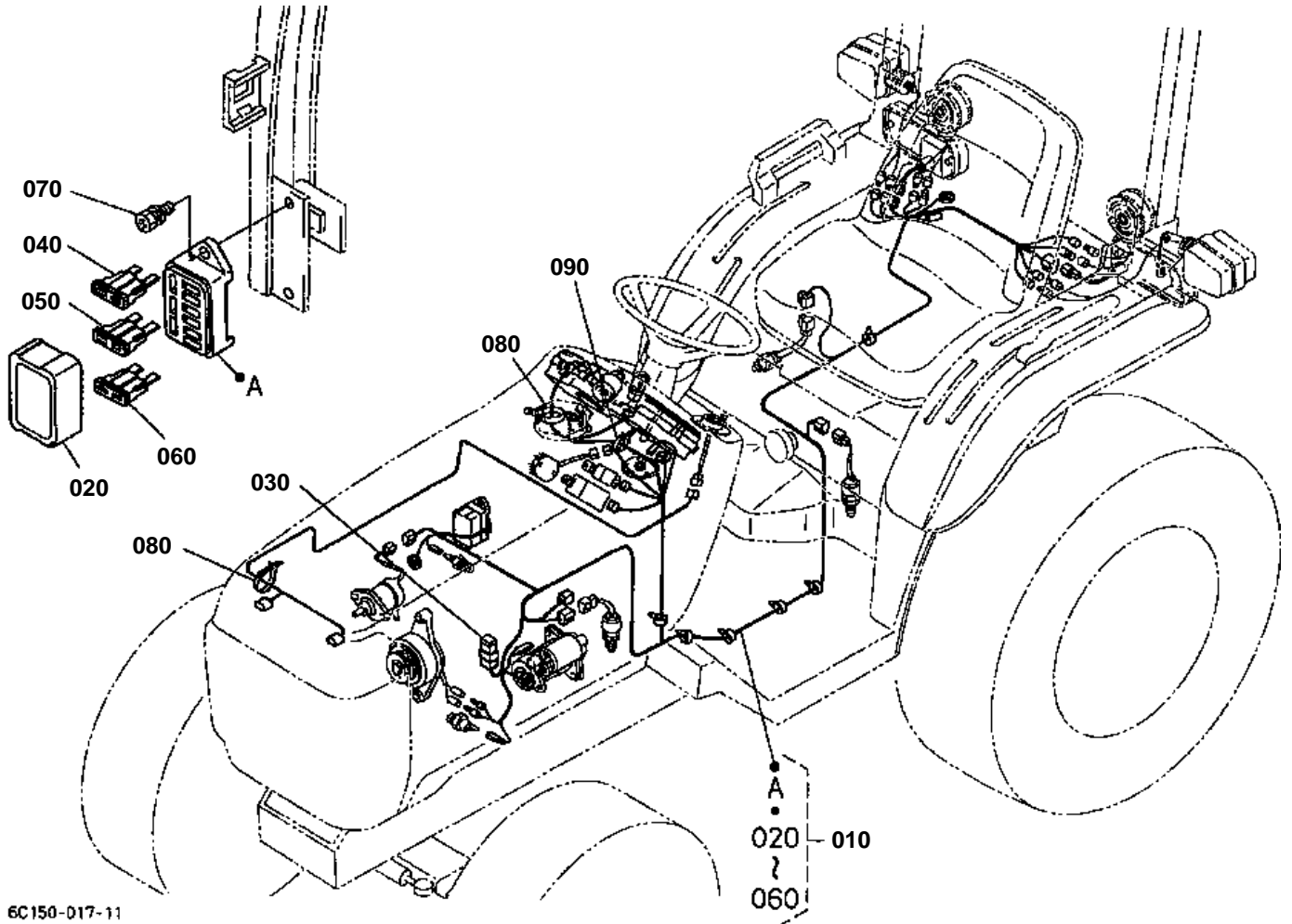
TAIL LIGHT



**TAIL LIGHT**

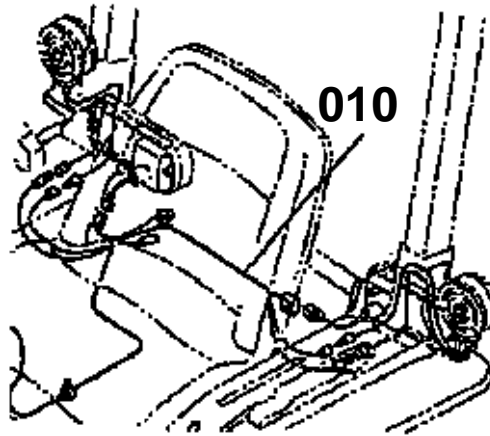
↔ Interchangeable; ≠ not interchangeable; ← new for old; → old for new

REF.No	Part No.	Description	Q'ty	S.No.	I/C	REMARKS	Weight (kgf)	Weight (lb)
010	6C040-55490	ASSY LIGHT TAIL	2				0.21	0.462
020	6C040-92200	ASSY LENS	2				0.1	0.22
030	6C040-92120	BODY	2				0.065	0.143
040	6C040-92140	SCREW	4				0.007	0.0154
050	6C040-92150	BULB	2			8W	0.006	0.0132
060	6C040-92160	SOCKET	2				0.007	0.0154
070	6C040-92170	BUSH RUBBER	2				0.001	0.0022
080	6C040-92180	INSULATOR	2				0.001	0.0022
090	6C040-92190	SPRING	2				0.001	0.0022
100	6C040-92210	WASHER	2				0.001	0.0022



6C150-017-11

010 6C140-5546-0



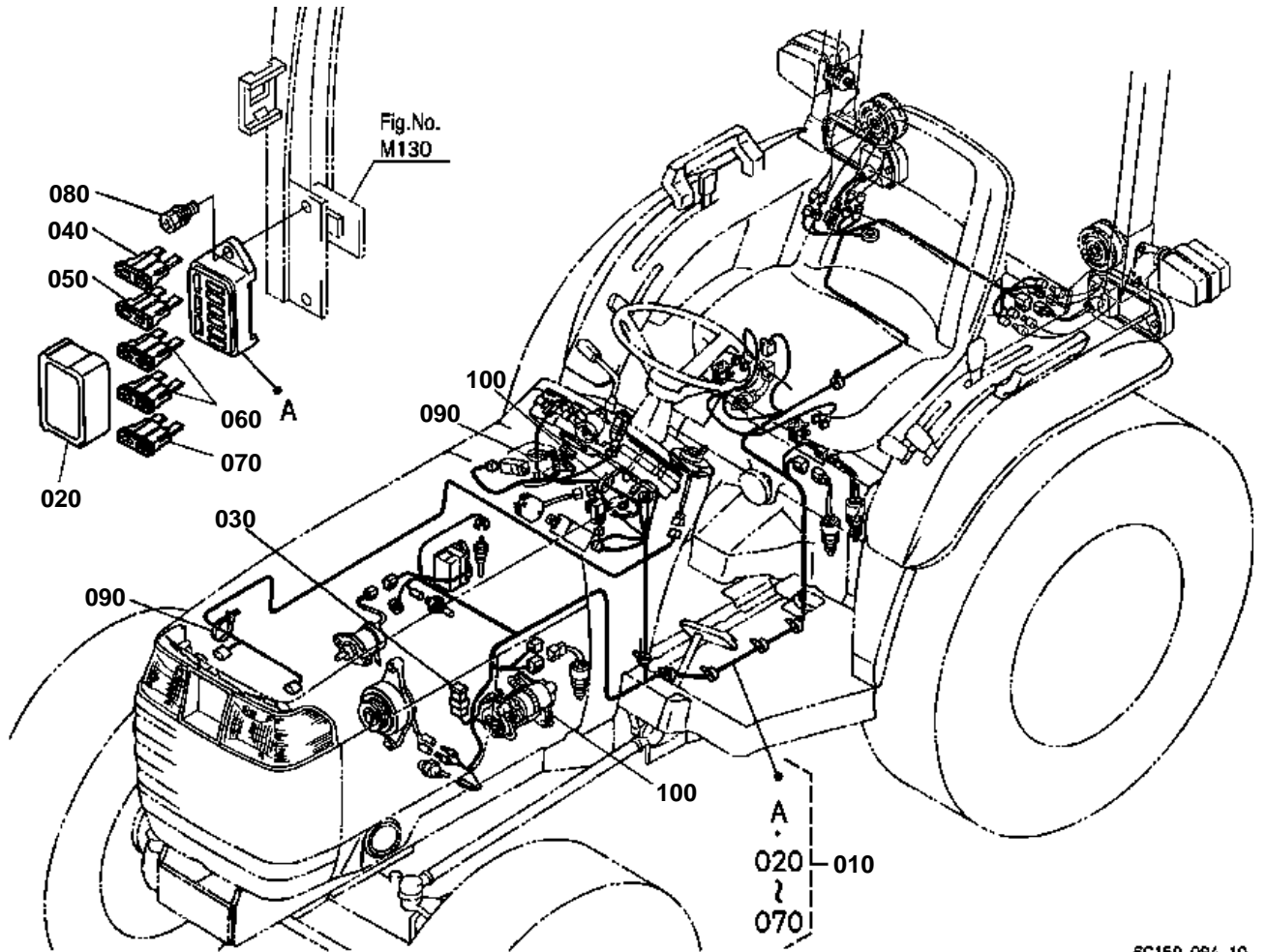
6C150-804-10



ELECTRICAL WIRING
S.No.;<=10183

↔ Interchangeable; ≠ not interchangeable; ← new for old; → old for new

REF.No	Part No.	Description	Q'ty	S.No.	I/C	REMARKS	Weight (kgf)	Weight (lb)
010	6C140-55460	ASSY WIRE HARNESS	1	<=10133			1.1	2.42
010	6C140-55464	ASSY WIRE HARNESS	1	>=10134	≠		1.1	2.42
020	6C070-55480	COVER FUSE CASE	1				0.009	0.0198
030	1G111-65720	FUSE	1			30A	0.009	0.0198
040	66426-80010	FUSE AUTO	1			5A	0.01	0.022
050	48100-55880	FUSE AUTO	1			10A	0.01	0.022
060	36919-56650	FUSE AUTO	1			20A	0.002	0.0044
070	01202-50620	BOLT	2				0.007	0.0154
080	53581-64150	BAND CORD	2				0.002	0.0044
090	55311-41260	BAND CORD	1	<=10113			0.007	0.0154
090	55311-41260	BAND CORD	2	>=10114			0.007	0.0154



8C150-094-10

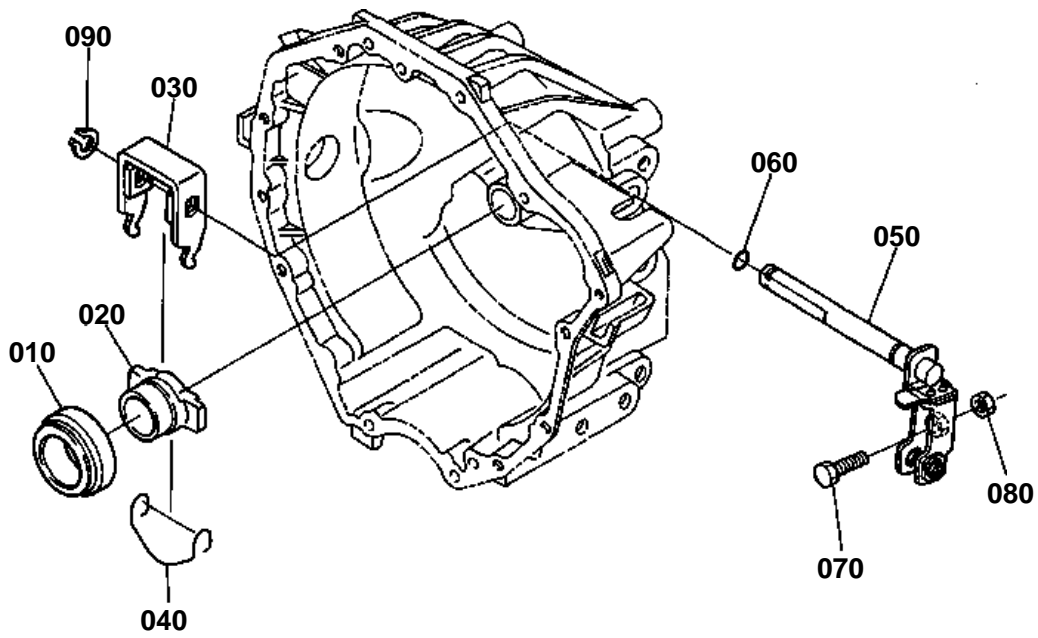


ELECTRICAL WIRING
S.No.;>=10184

↔ Interchangeable; ≠ not interchangeable; ← new for old; → old for new

REF.No	Part No.	Description	Q'ty	S.No.	I/C	REMARKS	Weight (kgf)	Weight (lb)
010	6C140-55466	ASSY WIRE HARNESS	1				1.1	2.42
020	6C060-55482	COVER FUSE CASE	1				0.001	0.0022
030	1G111-65720	FUSE	1			30A	0.009	0.0198
040	66426-80010	FUSE AUTO	1			5A	0.01	0.022
050	48100-55880	FUSE AUTO	1			10A	0.01	0.022
060	36919-56650	FUSE AUTO	2			20A	0.002	0.0044
070	52300-41630	FUSE AUTO	1				0.01	0.022
080	01202-50620	BOLT	2				0.007	0.0154
090	53581-64150	BAND CORD	2				0.002	0.0044
100	55311-41260	BAND CORD	2				0.007	0.0154

CLUTCH ROD



6C040-018-11

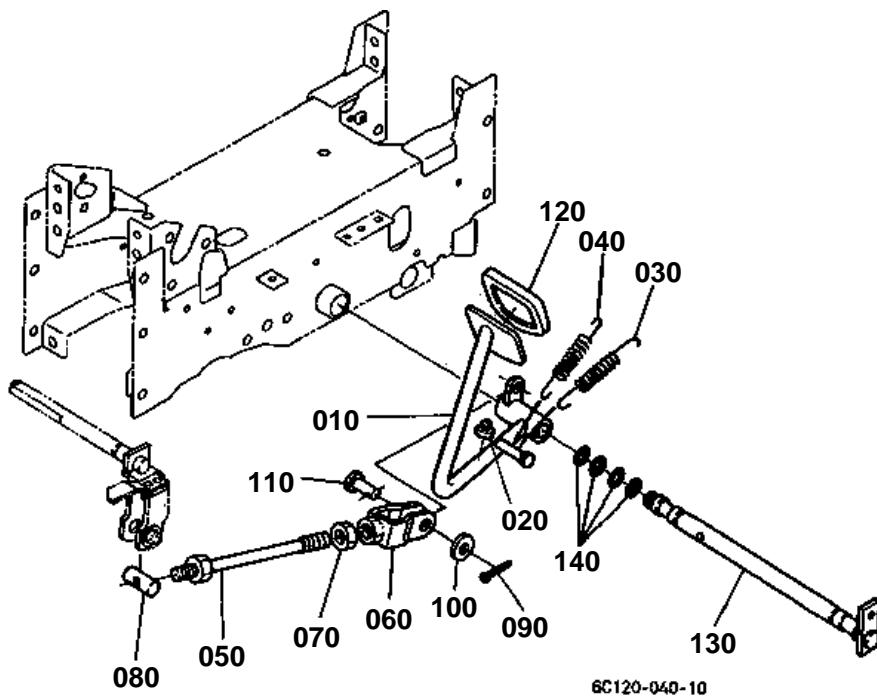


CLUTCH ROD

↔ Interchangeable; ≠ not interchangeable; ← new for old; → old for new

REF.No	Part No.	Description	Q'ty	S.No.	I/C	REMARKS	Weight (kgf)	Weight (lb)
010	6C040-13210	BEARING RELEASE	1				0.157	0.3454
020	6C040-13220	HOLDER BEARING	1				0.142	0.3124
030	6C040-13230	FORK CLUTCH RELEASE	1				0.22	0.484
040	6C040-13240	SPRING	1				0.003	0.0066
050	6C040-13257	SHAFT CLUTCH ROD	1				0.037	0.0814
060	04811-10140	O RING	1				0.001	0.0022
070	66711-13320	BOLT ADJUSTING	1				0.028	0.0616
080	02118-50100	NUT	1				0.005	0.011
090	04612-00160	CIR CLIP EXTERNAL	1				0.001	0.0022

CLUTCH PEDAL



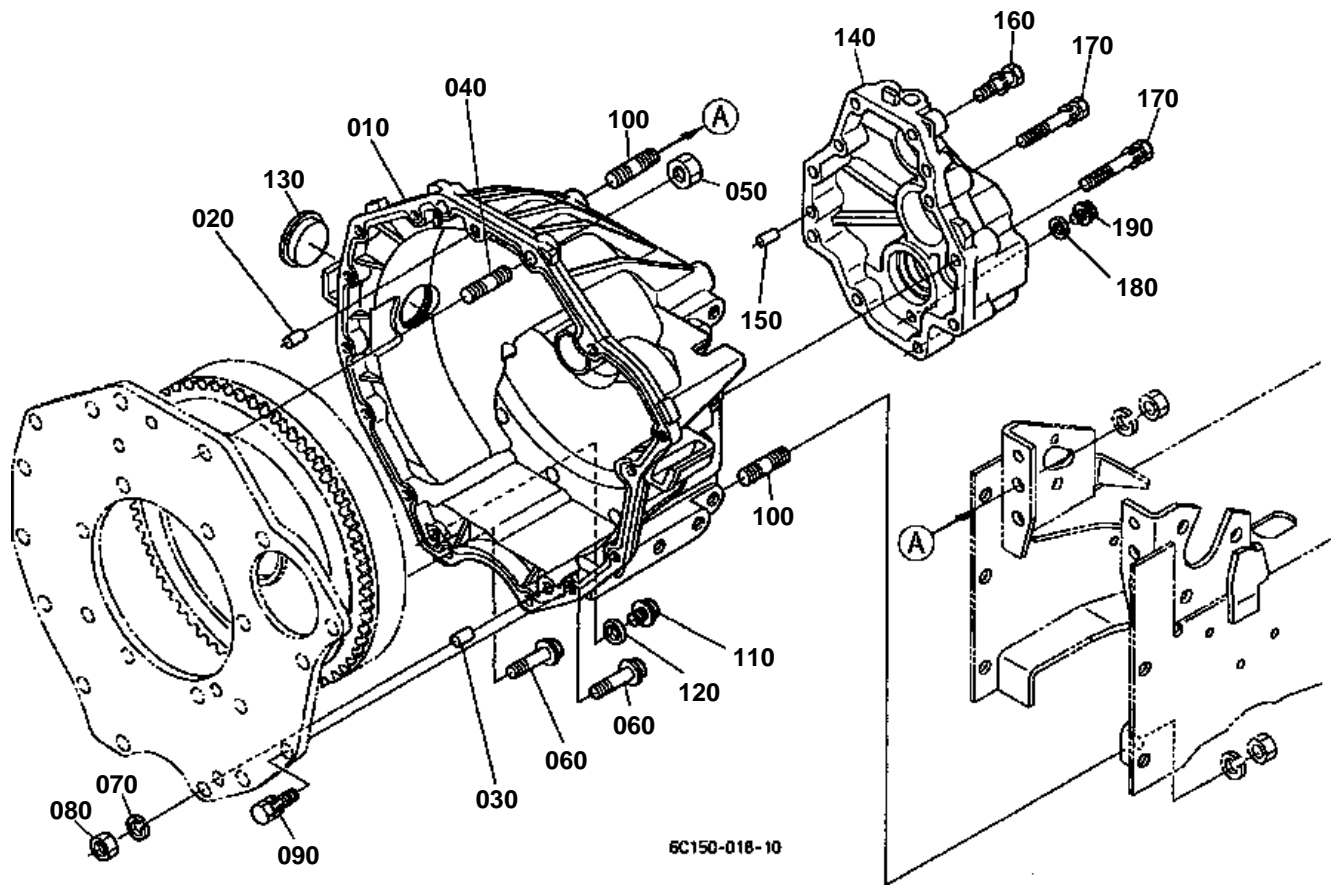


CLUTCH PEDAL

↔ Interchangeable; ≠ not interchangeable; ← new for old; → old for new

REF.No	Part No.	Description	Q'ty	S.No.	I/C	REMARKS	Weight (kgf)	Weight (lb)
010	6C040-42135	PEDAL CLUTCH	1				1.68	3.696
020	6C040-42342	CUSHION	1				0.005	0.011
030	6C040-42150	SPRING	1				0.157	0.3454
040	6C040-42160	SPRING	1				0.05	0.11
050	6C040-42113	ROD CLUTCH	1				0.255	0.561
060	6C040-42120	U JOINT	1				0.118	0.2596
070	37720-28990	NUT	1				0.008	0.0176
080	6C040-42142	PIN CLUTCH ROD	1				0.034	0.0748
090	05511-50322	PIN SPLIT	1				0.002	0.0044
100	04013-60100	WASHER PLAIN	1				0.003	0.0066
110	05122-51025	PIN JOINT	1				0.017	0.0374
120	37410-44120	COVER PEDAL	1				0.08	0.176
130	6C040-42310	SHAFT PEDAL	1				1.68	3.696
140	04811-00210	O RING	4				0	0
140	04816-00210	O RING	4		←		0.004	0.0088

CLUTCH HOUSING [2WD]

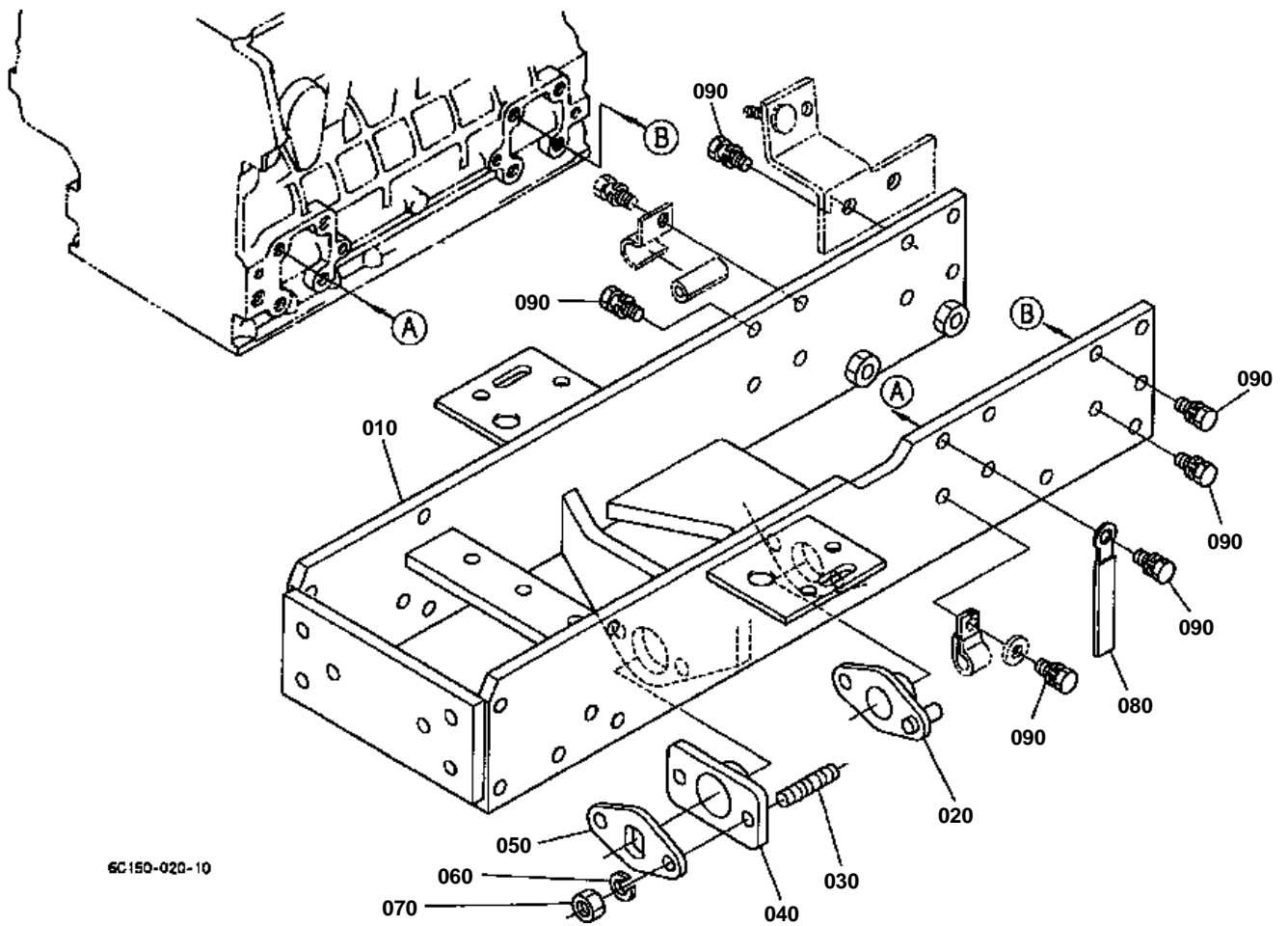


**CLUTCH HOUSING [2WD]**

↔ Interchangeable; ≠ not interchangeable; ← new for old; → old for new

REF.No	Part No.	Description	Q'ty	S.No.	I/C	REMARKS	Weight (kgf)	Weight (lb)
010	6C040-13114	HOUSING CLUTCH	1				5.2	11.44
020	05012-00814	PIN STRAIGHT	1				0.006	0.0132
030	66611-11160	PIN KNOCK	1				0.01	0.022
040	01517-51045	STUD	2				0.032	0.0704
050	02118-50100	NUT	2				0.005	0.011
060	01754-50840	BOLT FLANGE	2				0.02	0.044
070	04512-60080	WASHER SPRING	2				0.002	0.0044
080	02114-50080	NUT	2				0.005	0.011
090	01123-50830	BOLT	9				0.015	0.033
100	01555-51225	STUD	4				0.039	0.0858
110	01754-50812	BOLT FLANGE	1				0.01	0.022
120	04717-00800	WASHER WITH RUBBER	1				0.001	0.0022
130	37410-13124	PLUG	1				0.02	0.044
140	6C140-13120	COVER CLUTCH HOUSING	1				1.06	2.332
150	05012-00614	PIN STRAIGHT	2				0.004	0.0088
160	01123-50835	BOLT	4				0.02	0.044
170	01123-50850	BOLT	6				0.02	0.044
180	04717-01000	WASHER WITH RUBBER	1				0.001	0.0022
190	01774-51010	BOLT FLANGE	1				0.08	0.176

FRONT FRAME [2WD]



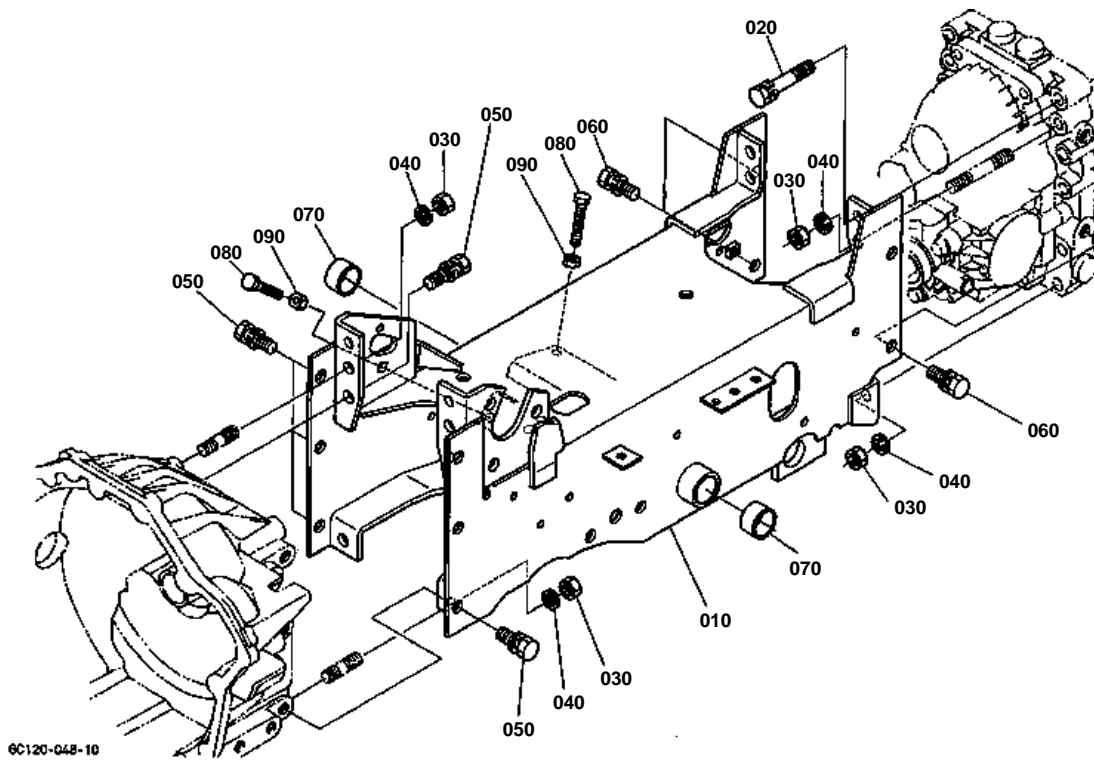
6C150-020-10

**FRONT FRAME [2WD]**

↔ Interchangeable; ≠ not interchangeable; ← new for old; → old for new

REF.No	Part No.	Description	Q'ty	S.No.	I/C	REMARKS	Weight (kgf)	Weight (lb)
010	6C040-78214	COMP.FRAME FRONT	1	<=10111			18.8	41.36
010	6C040-78214	COMP.FRAME FRONT	1	>=10112	←		18.8	41.36
020	67800-51980	BUSH	1				0.125	0.275
030	01517-61025	STUD	2				0.02	0.044
040	67800-51972	BUSH	1				0.15	0.33
050	32701-51960	WASHER LOCK	1				0.09	0.198
060	04512-60100	WASHER SPRING	2				0.002	0.0044
070	02118-50100	NUT	2				0.005	0.011
080	35340-29380	CLAMP CORD	1				0.01	0.022
090	01133-51025	BOLT	16	<=10029			0.023	0.0506
090	01133-51025	BOLT	15	>=10030			0.023	0.0506

CENTER FRAME



6C120-048-10

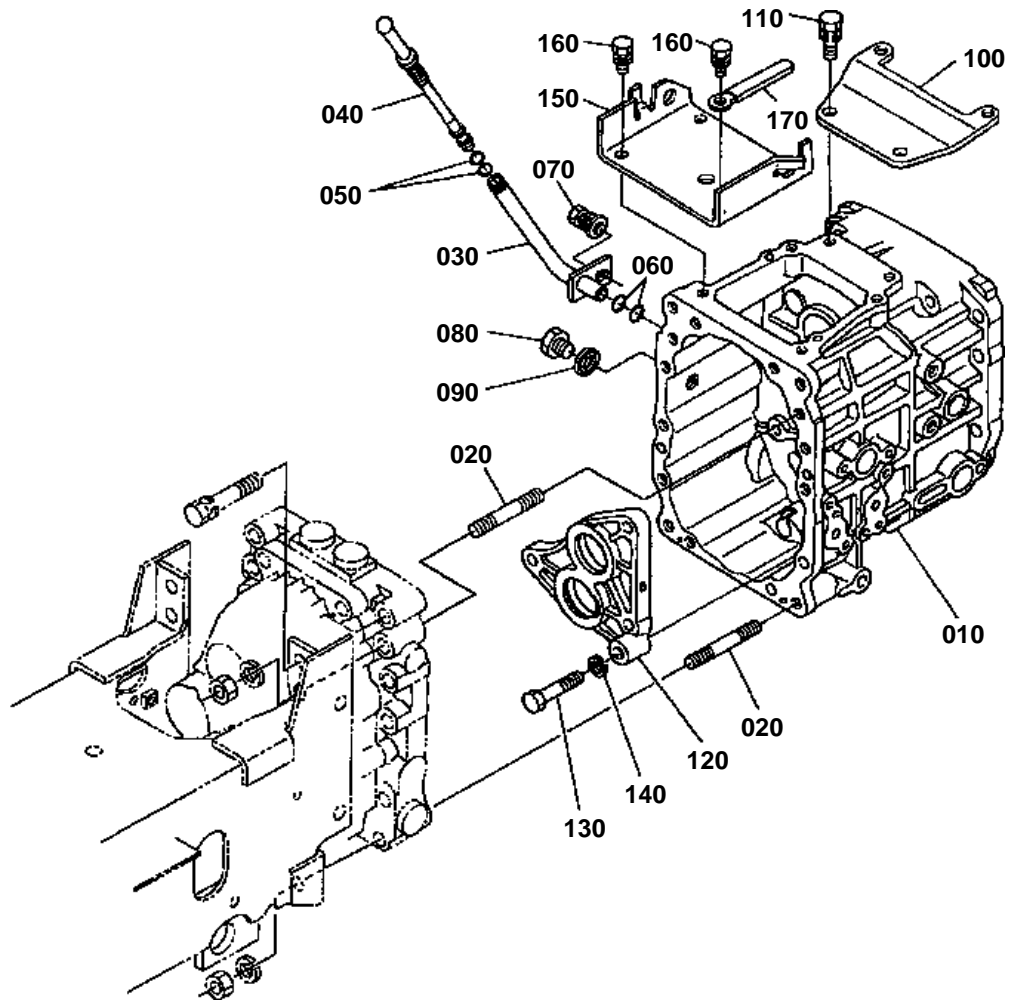


CENTER FRAME

↔ Interchangeable; ≠ not interchangeable; ← new for old; → old for new

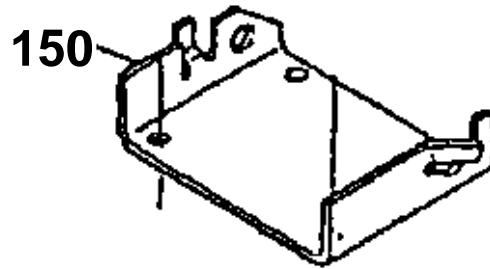
REF.No	Part No.	Description	Q'ty	S.No.	I/C	REMARKS	Weight (kgf)	Weight (lb)
010	6C140-51113	COMP.FRAME CENTER	1				16	35.2
020	01123-51265	BOLT	2				0.063	0.1386
030	02174-50120	NUT	8				0.01	0.022
040	04512-60120	WASHER SPRING	8				0.005	0.011
050	01123-51230	BOLT	8				0.04	0.088
060	01123-61225	BOLT	4				0.04	0.088
070	08511-02515	BUSH	2				0.012	0.0264
080	01155-50845	BOLT	2				0.02	0.044
090	02114-50080	NUT	2				0.005	0.011

TRANSMISSION CASE



6C120-051-11

150 6C150-1241-0



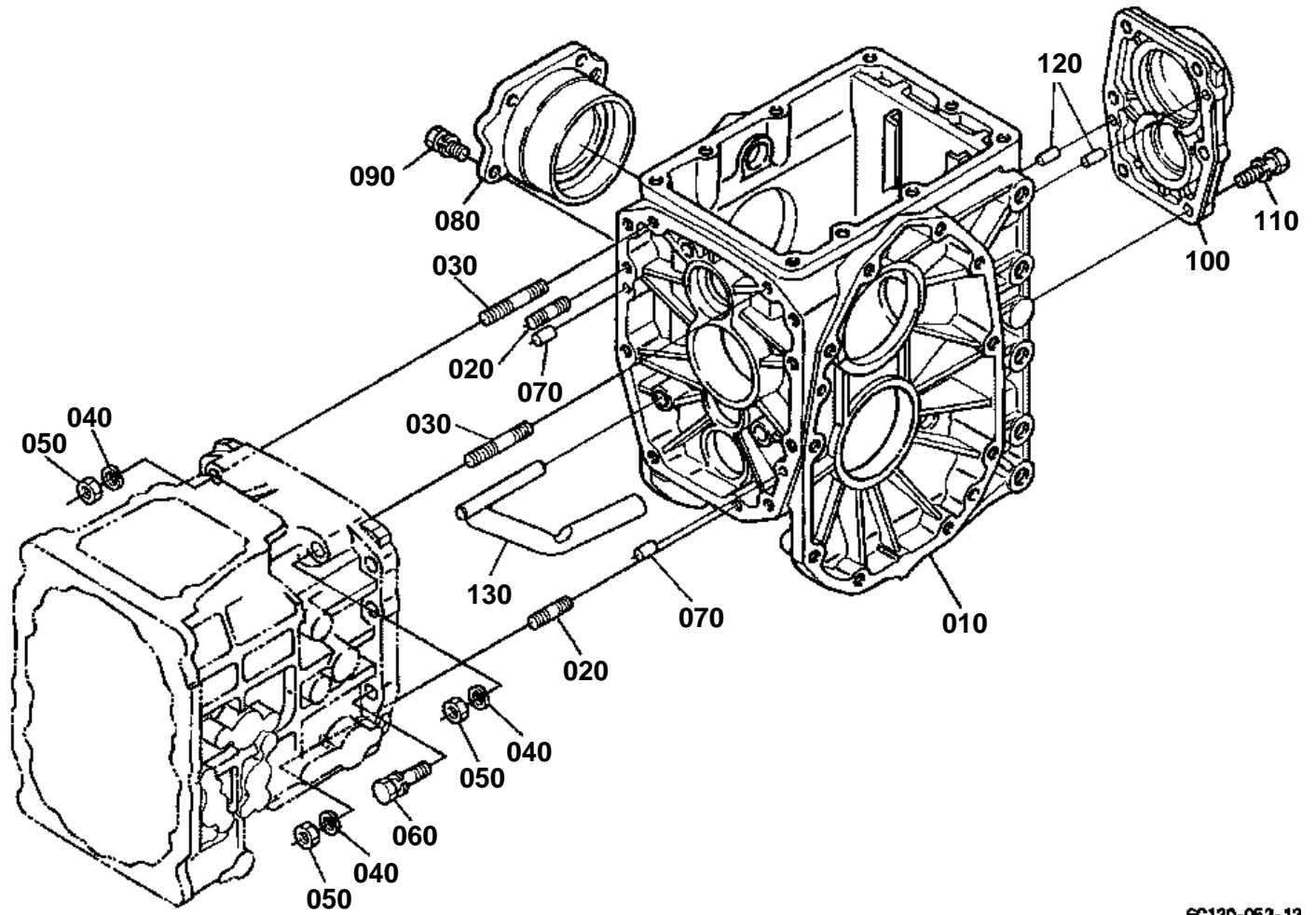
6C132-800-10

**TRANSMISSION CASE**

↔ Interchangeable; ≠ not interchangeable; ← new for old; → old for new

REF.No	Part No.	Description	Q'ty	S.No.	I/C	REMARKS	Weight (kgf)	Weight (lb)
010	6C150-11110	CASE TRANSMISSION	1				5	11
020	01555-51260	STUD	4				0.067	0.1474
030	6A320-11150	PIPE OIL GAUGE	1	<=10113			0	0
030	6A320-11152	PIPE OIL GAUGE	1	>=10114	←		0.078	0.1716
040	6C040-11160	GAUGE OIL	1				0.01	0.022
050	04811-10070	O RING	2	<=10113			0.001	0.0022
050	04811-00060	O RING	2	>=10114	≠		0	0
050	04816-00060	O RING	2		←		0.001	0.0022
060	04811-00120	O RING	2				0	0
060	04816-00120	O RING	2		←		0.001	0.0022
070	01123-60816	BOLT	1				0.01	0.022
080	06311-55030	PLUG	1				0.05	0.11
090	04717-01700	WASHER WITH RUBBER	1				0.003	0.0066
100	6C040-11180	BRACKET	1				0.4	0.88
110	01123-51030	BOLT	2				0.025	0.055
120	6C050-12110	HOLDER BEARING	1				0.23	0.506
130	6C050-12120	BOLT REAMER	3				0.036	0.0792
140	04512-60100	WASHER SPRING	3				0.002	0.0044
150	6C150-12410	COVER UPPER	1	<=10137			0.76	1.672
150	6C050-12412	COVER UPPER	1	>=10138	≠		0.76	1.672
160	01123-50820	BOLT	4				0.011	0.0242
170	13824-67580	CLAMP CORD	1				0.006	0.0132
170	13824-67590	CLAMP CORD	1		↔		0.002	0.0044

DIFFERENTIAL GEAR CASE



6G120-052-12

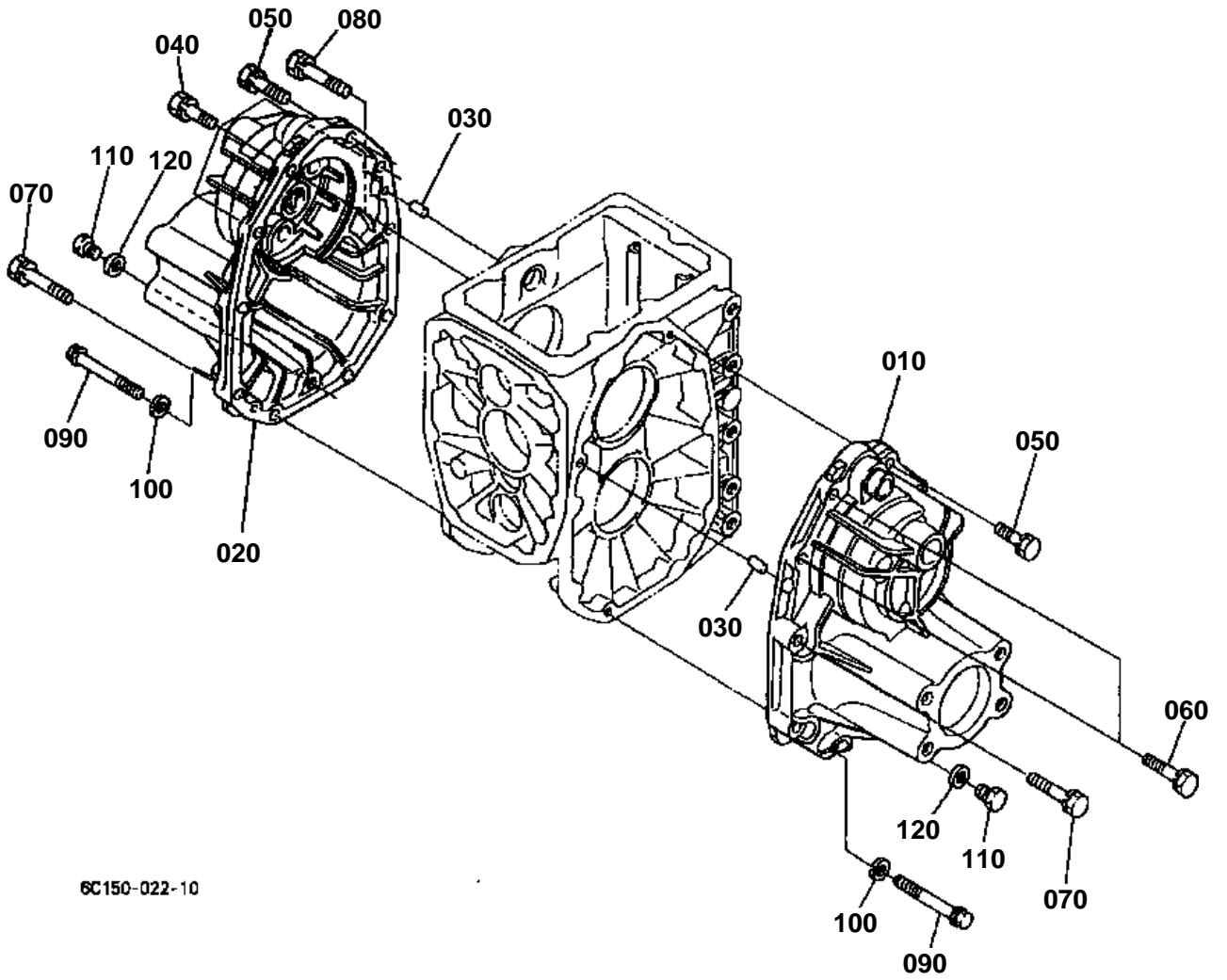


DIFFERENTIAL GEAR CASE

↔ Interchangeable; ≠ not interchangeable; ← new for old; → old for new

REF.No	Part No.	Description	Q'ty	S.No.	I/C	REMARKS	Weight (kgf)	Weight (lb)
010	6C040-11174	CASE DIFF.GEAR	1				7.3	16.06
020	01555-51035	STUD	2				0.029	0.0638
030	01555-51065	STUD	2				0.048	0.1056
040	04512-60100	WASHER SPRING	4				0.002	0.0044
050	02176-50100	NUT	4				0.005	0.011
060	01123-51040	BOLT	7				0.03	0.066
070	05012-00614	PIN STRAIGHT	2				0.004	0.0088
080	66611-11812	HOLDER DIFF.BRG.RH	1				0.72	1.584
090	01123-50822	BOLT	4				0.012	0.0264
100	6A100-12213	COVER REAR	1				0.37	0.814
110	01123-51030	BOLT	6				0.025	0.055
120	05012-00614	PIN STRAIGHT	2				0.004	0.0088
130	6C150-11150	PIPE T/M CASE	1	>=10138			0.23	0.506

REAR AXLE CASE [EXCEPT[BI-SPEED TURN TYPE]]



6C150-022-10

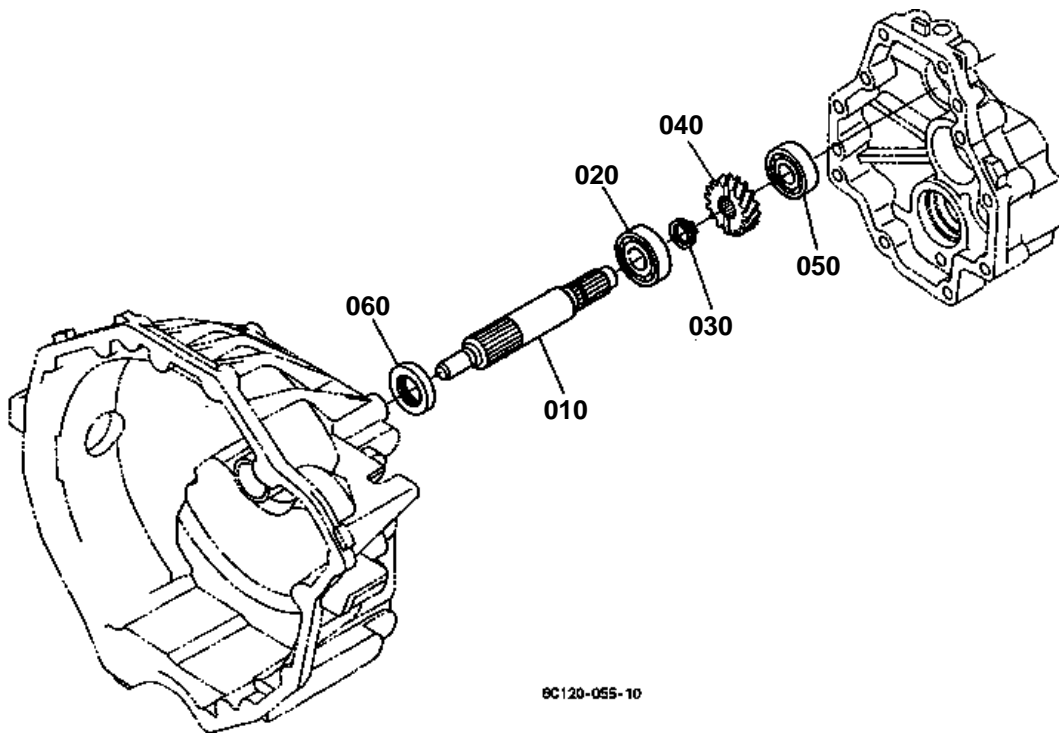


REAR AXLE CASE [EXCEPT[BI-SPEED TURN TYPE]]
[EXCEPTE[TYPE VILAGE A 2 VITESSES]]

↔ Interchangeable; ≠ not interchangeable; ← new for old; → old for new

REF.No	Part No.	Description	Q'ty	S.No.	I/C	REMARKS	Weight (kgf)	Weight (lb)
010	K3511-12620	CASE AXLE LH	1				2.32	5.104
020	K3511-12610	CASE AXLE RH	1				2.42	5.324
030	05012-00614	PIN STRAIGHT	4				0.004	0.0088
040	01123-51035	BOLT	3				0.025	0.055
050	01123-51035	BOLT	3				0.025	0.055
060	01123-51035	BOLT	2				0.025	0.055
070	01123-51050	BOLT	9				0.035	0.077
080	01123-51050	BOLT	1				0.035	0.077
090	01173-51080	BOLT	2				0.049	0.1078
100	04512-60100	WASHER SPRING	2				0.002	0.0044
110	01774-51212	BOLT FLANGE	2				0.028	0.0616
120	04717-01200	WASHER WITH RUBBER	2				0.002	0.0044

CLUTCH SHAFT



8C120-055-10

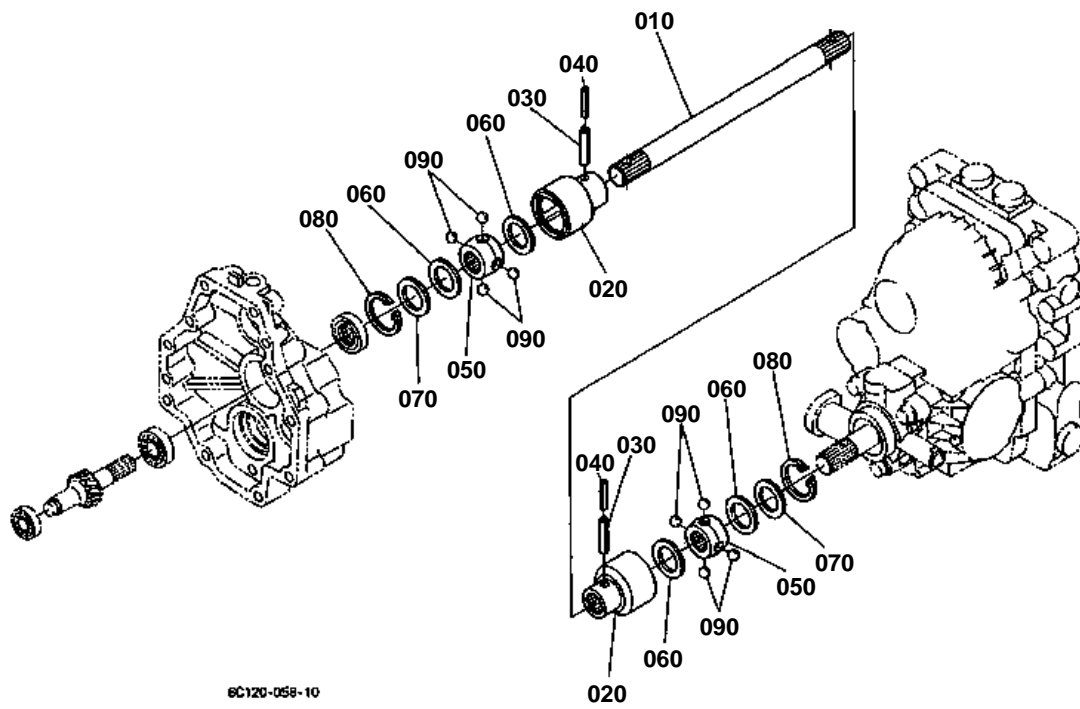


CLUTCH SHAFT

↔ Interchangeable; ≠ not interchangeable; ← new for old; → old for new

REF.No	Part No.	Description	Q'ty	S.No.	I/C	REMARKS	Weight (kgf)	Weight (lb)
010	6C040-13514	SHAFT CLUTCH	1				0.5	1.1
020	52300-16180	BEARING	1				0.103	0.2266
030	04612-00200	CIR CLIP EXTERNAL	1				0.001	0.0022
040	6C040-13520	GEAR CLUTCH SHAFT	1			16T	0.165	0.363
050	08101-06203	BEARING BALL	1				0.063	0.1386
060	6C040-13530	SEAL OIL	1				0.012	0.0264

PROPELLER SHAFT



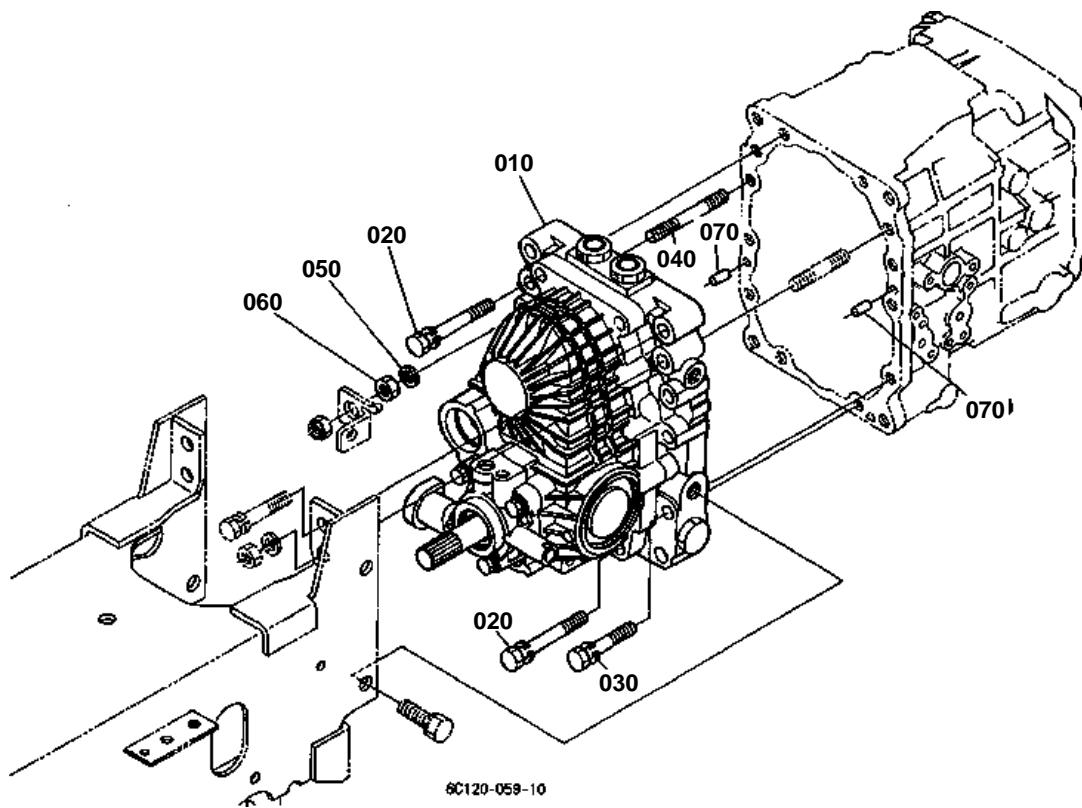
6C120-058-10



PROPELLER SHAFT

↔ Interchangeable; ≠ not interchangeable; ← new for old; → old for new

REF.No	Part No.	Description	Q'ty	S.No.	I/C	REMARKS	Weight (kgf)	Weight (lb)
010	6C050-13723	SHAFT PROPELLER	1				0.64	1.408
020	67111-13710	COUPLING BALL OUTER	2				0.225	0.495
030	05411-00640	PIN SPRING	2				0.006	0.0132
040	32721-57680	PIN SPRING	2				0.002	0.0044
050	67211-14133	COUPLING BALL INNER	2				0.075	0.165
060	67111-13730	GASKET BALL JOINT	4				0.002	0.0044
070	67111-13740	SUPPORT GASKET	2				0.004	0.0088
080	04611-00350	CIR CLIP INTERNAL	2				0.003	0.0066
090	07715-00803	BALL	8				0.004	0.0088

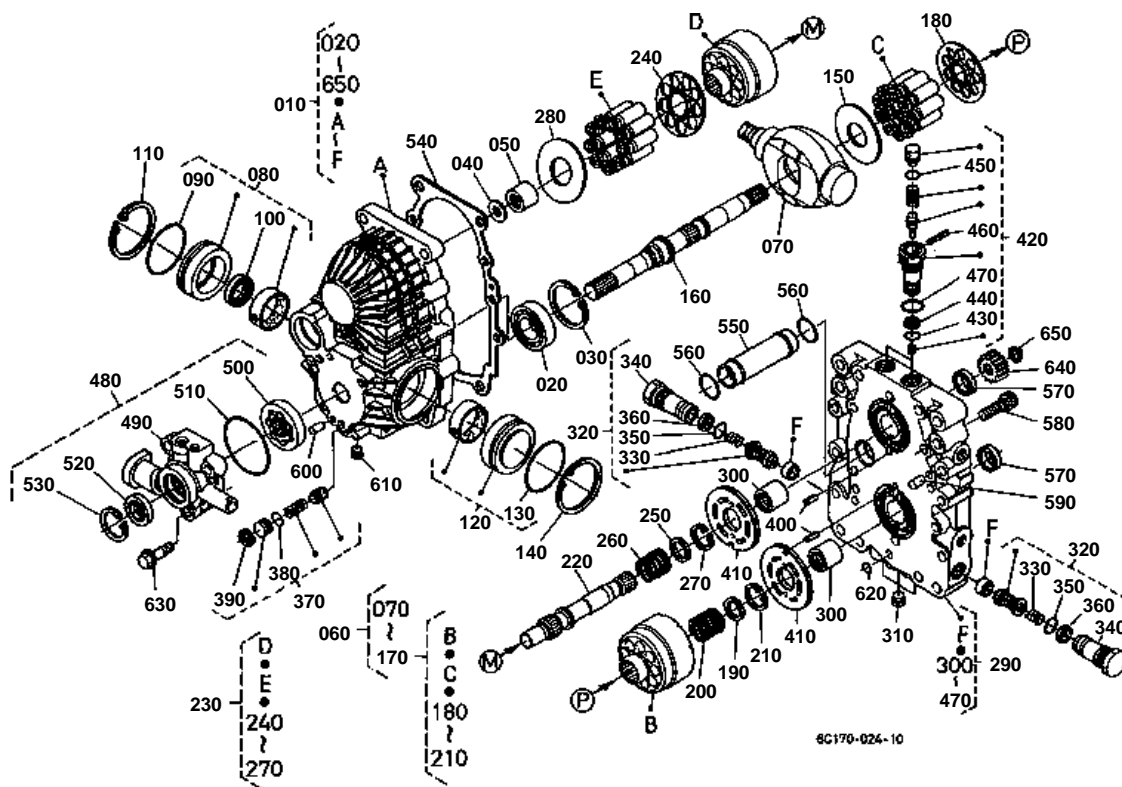




HST

↔ Interchangeable; ≠ not interchangeable; ← new for old; → old for new

REF.No	Part No.	Description	Q'ty	S.No.	I/C	REMARKS	Weight (kgf)	Weight (lb)
010	6C150-11600	ASSY HST	1	<=10043			0	0
010	6C150-11602	ASSY HST	1	>=10044	←		0	0
010	6C150-11603	ASSY HST	1	>=10071	←		16	35.2
020	01123-51075	BOLT	4				0.05	0.11
030	01123-51055	BOLT	5				0.038	0.0836
040	6C050-11690	STUD	1				0.043	0.0946
050	04512-60100	WASHER SPRING	1				0.002	0.0044
060	02176-50100	NUT	1				0.005	0.011
070	05012-00614	PIN STRAIGHT	2				0.004	0.0088



**HST [COMPONENT PARTS]**

↔ Interchangeable; ≠ not interchangeable; ← new for old; → old for new

REF.No	Part No.	Description	Q'ty	S.No.	I/C	REMARKS	Weight (kgf)	Weight (lb)
010	6C150-11600	ASSY HST	1	<=10043			0	0
010	6C150-11602	ASSY HST	1	>=10044	←		0	0
010	6C150-11603	ASSY HST	1	>=10072	←		16	35.2
020	37410-57190	BEARING BALL	1				0.14	0.308
030	04611-00520	CIR CLIP INTERNAL	1				0.009	0.0198
040	6A110-35240	COLLAR	1				0.002	0.0044
050	6A110-35122	BEARING NEEDLE	1				0.023	0.0506
060	32721-35010	ASSY PUMP	1				3.6	7.92
070	32721-35130	PLATE	1				1.02	2.244
080	6A110-35020	ASSY COVER A	1				0.24	0.528
090	04811-50550	O RING	1				0.002	0.0044
100	6A110-35140	SEAL OIL	1				0.009	0.0198
110	04611-00620	CIR CLIP INTERNAL	1				0.011	0.0242
120	6A110-35030	ASSY COVER B	1				0.24	0.528
130	04811-50550	O RING	1				0.002	0.0044
140	04611-00620	CIR CLIP INTERNAL	1				0.011	0.0242
150	32721-35150	COLLAR THRUST	1				0.026	0.0572
160	32721-35160	SHAFT	1				0.62	1.364
170	32721-35040	ASSY BLOCK CYL.	1				1.09	2.398
180	32721-35180	PLATE RETAINER	1				0.02	0.044
190	66415-39240	HOLDER SPRING	1				0.004	0.0088
200	66415-39250	SPRING	1				0.005	0.011
210	66415-39470	CIR CLIP INTERNAL	1				0.02	0.044
220	32721-35230	SHAFT	1				0.35	0.77
230	32721-35070	ASSY BLOCK CYL.	1				1.09	2.398
240	32721-35180	PLATE RETAINER	1				0.02	0.044
250	66415-39240	HOLDER SPRING	1				0.004	0.0088
260	66415-39250	SPRING	1				0.005	0.011
270	66415-39470	CIR CLIP INTERNAL	1				0.02	0.044
280	32721-35150	COLLAR THRUST	1				0.026	0.0572
290	6C070-11700	ASSY COVER PORTBLOCK	1				8	17.6
300	K7001-39030	BEARING NEEDLE	2				0.2	0.44
310	K7001-39620	PLUG	3				0.005	0.011
320	32721-35400	ASSY VALVE RELIEF	2				0.06	0.132
330	66415-83860	SPRING	2				0.002	0.0044
340	35270-16650	PLUG	2				0.02	0.044
350	04810-00150	O RING	2				0	0
350	04817-00150	O RING	2		←		0.001	0.0022
360	32721-35280	RING BACK UP	2				0.001	0.0022
370	32721-35200	ASSY VALVE RELIEF	1				0.022	0.0484
380	04816-00120	O RING	1				0.001	0.0022
380	04817-00120	O RING	1		←		0.001	0.0022
390	04611-00170	CIR CLIP INTERNAL	1				0.001	0.0022
400	05411-00414	PIN SPRING	2				0.001	0.0022
410	K7001-39920	PLATE VALVE	2				0.13	0.286
420	6C070-11650	ASSY VALVE NUETRAL	2				0.1	0.22
430	04816-00120	O RING	2				0.001	0.0022
430	04816-00120	O RING	2		←		0.001	0.0022
440	66363-39630	RING BACK UP	2				0.001	0.0022
450	04810-00100	O RING	2				0	0
450	04817-00100	O RING	2		←		0.001	0.0022
460	05411-00325	PIN SPRING	2				0.001	0.0022
470	04816-00180	O RING	2				0.002	0.0044
470	04817-00180	O RING	2		←		0.003	0.0066
480	6C150-35300	ASSY PUMP	1	<=10071			0	0
480	6C150-35302	ASSY PUMP	1	>=10072	←		0.45	0.99
490	6C150-35350	CASE CHARGE PUMP	1	<=10071			0	0
490	6C150-35352	CASE CHARGE PUMP	1	>=10072	←		0.29	0.638
500	6A000-39820	ROTOR	1				0.15	0.33

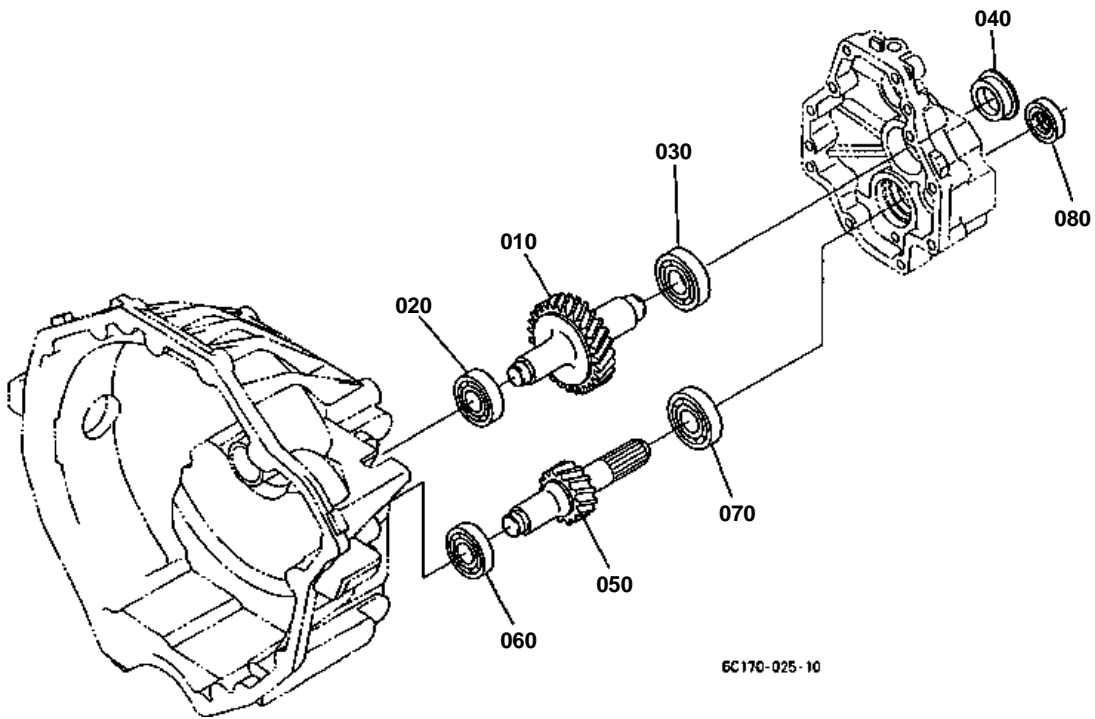


HST [COMPONENT PARTS]

↔ Interchangeable; ≠ not interchangeable; ← new for old; → old for new

REF.No	Part No.	Description	Q'ty	S.No.	I/C	REMARKS	Weight (kgf)	Weight (lb)
510	04811-06630	O RING	1				0.001	0.0022
520	66363-39560	SEAL OIL	1				0.01	0.022
530	04611-00350	CIR CLIP INTERNAL	1				0.003	0.0066
540	32721-35360	GASKET	1				0.005	0.011
550	32721-35373	PIPE	1				0.09	0.198
560	04811-00250	O RING	2				0	0
560	04816-00250	O RING	2		←		0.004	0.0088
570	32721-35380	SEAL OIL	2				0.002	0.0044
580	01311-11035	BOLT HEX-SOC-HD	6				0.03	0.066
590	05012-00814	PIN STRAIGHT	2				0.006	0.0132
600	05012-00614	PIN STRAIGHT	2				0.004	0.0088
610	32721-35450	PLUG	1				0.002	0.0044
620	04810-00100	O RING	1				0	0
620	04817-00100	O RING	1		←		0.001	0.0022
630	01754-50830	BOLT FLANGE	3				0.05	0.11
640	6C050-14290	GEAR	1				0.115	0.253
650	04612-00180	CIR CLIP EXTERNAL	1				0.001	0.0022

FRONT SHAFT



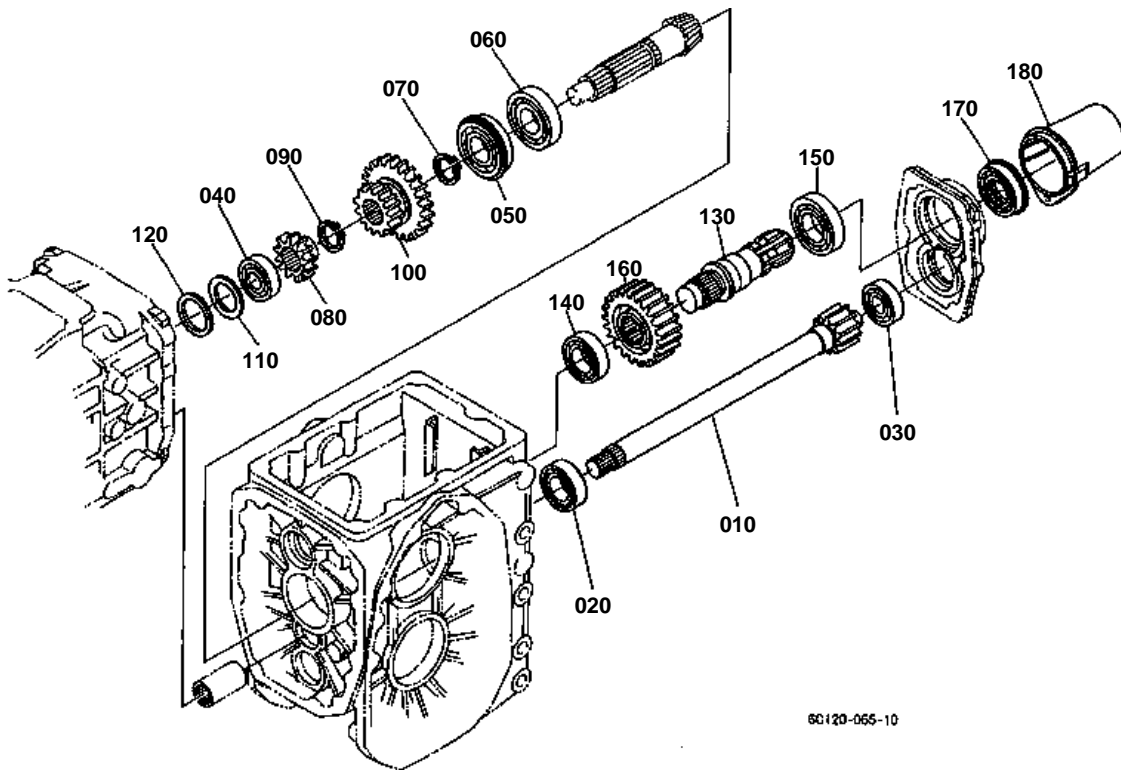


FRONT SHAFT

↔ Interchangeable; ≠ not interchangeable; ← new for old; → old for new

REF.No	Part No.	Description	Q'ty	S.No.	I/C	REMARKS	Weight (kgf)	Weight (lb)
010	6C150-13610	SHAFT FRONT	1			27T	0.94	2.068
020	67211-14220	BEARING BALL	1				0.07	0.154
030	08101-06204	BEARING BALL	1				0.102	0.2244
040	6A100-12180	PLUG	1				0.022	0.0484
050	6C150-13710	SHAFT FRONT	1			14T	0.46	1.012
060	08101-06203	BEARING BALL	1				0.063	0.1386
070	52300-16180	BEARING	1				0.103	0.2266
080	66363-39560	SEAL OIL	1				0.01	0.022

PTO SHAFT



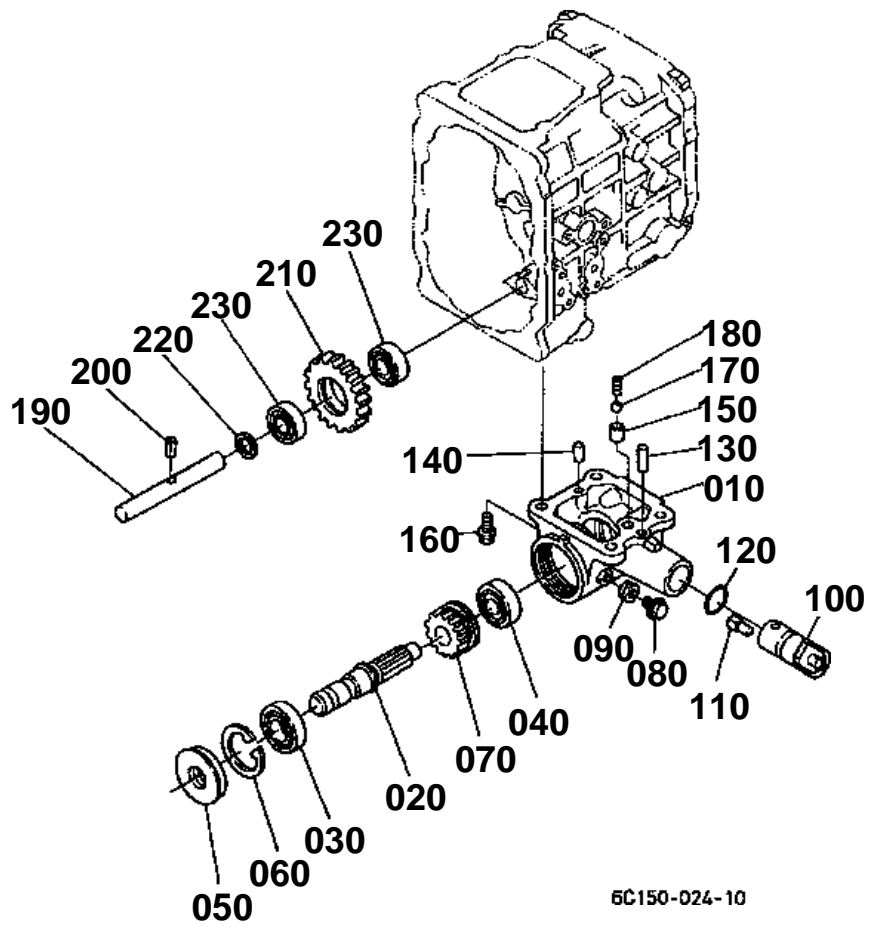
60120-065-10



PTO SHAFT

↔ Interchangeable; ≠ not interchangeable; ← new for old; → old for new

REF.No	Part No.	Description	Q'ty	S.No.	I/C	REMARKS	Weight (kgf)	Weight (lb)
010	6C050-14510	GEAR-SHAFT	1			11T	1.025	2.255
020	67121-56770	BEARING BALL	1				0.127	0.2794
030	67955-14170	BEARING BALL	1				0.114	0.2508
040	08221-07303	BEARING BALL	1				0.116	0.2552
050	38430-21590	BEARING BALL	1				0.25	0.55
060	64441-22170	BEARING BALL	1				0.24	0.528
070	32721-14660	CIR CLIP EXTERNAL	1				0.005	0.011
080	6C040-14650	GEAR 4WD	1			13T	0.093	0.2046
090	04612-00250	CIR CLIP EXTERNAL	1				0.002	0.0044
100	6C050-14620	GEAR	1			15-29T	0.425	0.935
110	66591-14720	SPACER	1				0.002	0.0044
120	66611-14690	SHIM	1			0.20mm	0.001	0.0022
120	66611-14670	SHIM	1			1.40mm	0.008	0.0176
120	66611-14680	SHIM	1			1.80mm	0.01	0.022
130	37410-16510	SHAFT PTO	1				0.79	1.738
140	67121-56770	BEARING BALL	1				0.127	0.2794
150	6C040-14730	BEARING BALL	1				0.15	0.33
160	6C040-14720	GEAR	1			24T	0.68	1.496
170	37410-16550	SEAL OIL	1				0.03	0.066
180	37410-63112	CAP PTO SHAFT	1				0.055	0.121



6C150-024-10

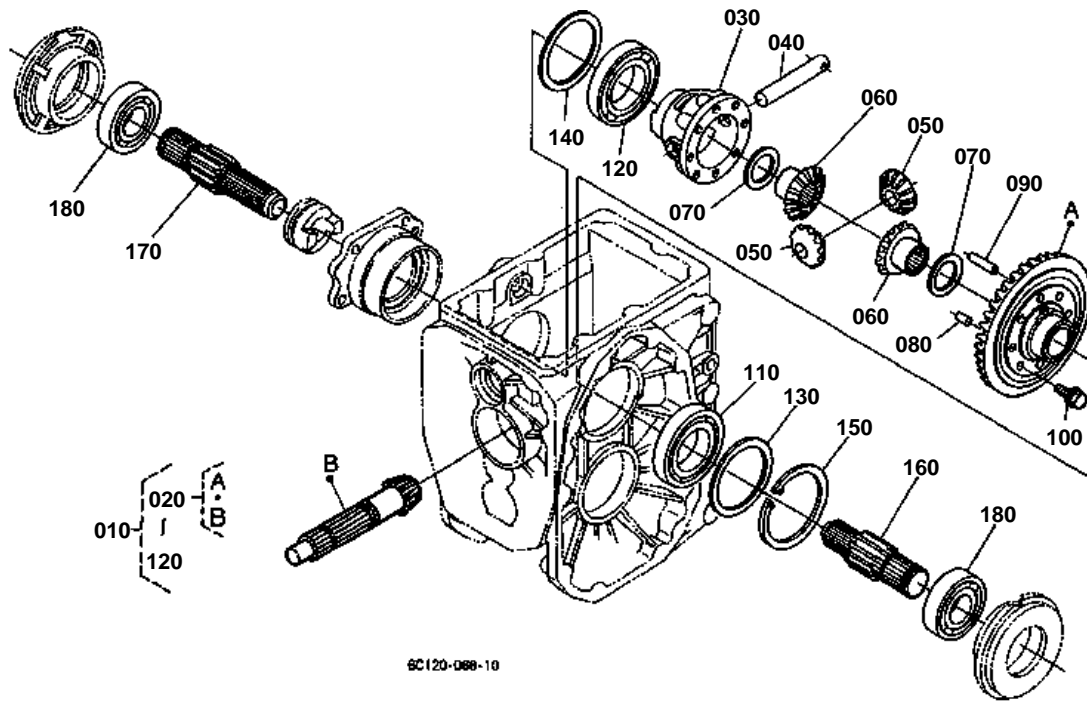


MID PTO

↔ Interchangeable; ≠ not interchangeable; ← new for old; → old for new

REF.No	Part No.	Description	Q'ty	S.No.	I/C	REMARKS	Weight (kgf)	Weight (lb)
010	6C050-21210	CASE MID PTO	1				0.48	1.056
020	6C050-21230	SHAFT MID PTO	1				0.37	0.814
030	08101-06205	BEARING BALL	1				0.14	0.308
040	08101-06303	BEARING BALL	1				0.112	0.2464
050	32430-25540	SEAL OIL MID PTO	1				0.04	0.088
060	04611-00520	CIR CLIP INTERNAL	1				0.009	0.0198
070	6C050-21242	GEAR MID PTO	1			11T	0.152	0.3344
080	01774-51212	BOLT FLANGE	1				0.028	0.0616
090	04717-01200	WASHER WITH RUBBER	1				0.002	0.0044
100	6C150-21280	ARM MID PTO	1				0.34	0.748
110	6C050-21292	SHOE	1				0.01	0.022
120	04811-07220	O RING	1				0	0
120	04816-07220	O RING	1		←		0.001	0.0022
130	05012-00625	PIN STRAIGHT	1				0.006	0.0132
140	05012-00614	PIN STRAIGHT	1				0.004	0.0088
150	66116-11190	PIPE KNOCK	1				0.002	0.0044
160	01123-51035	BOLT	4				0.025	0.055
170	07715-01605	BALL	1				0.003	0.0066
180	62061-18260	SPRING STOPPER	1				0.002	0.0044
190	6C090-21250	SHAFT IDLE	1				0.22	0.484
200	05411-00616	PIN SPRING	1				0.002	0.0044
210	6C040-21220	GEAR M-PTO	1			19T	0.22	0.484
220	04611-00400	CIR CLIP INTERNAL	1				0.005	0.011
230	08101-06203	BEARING BALL	2				0.063	0.1386

REAR DIFFERENTIAL

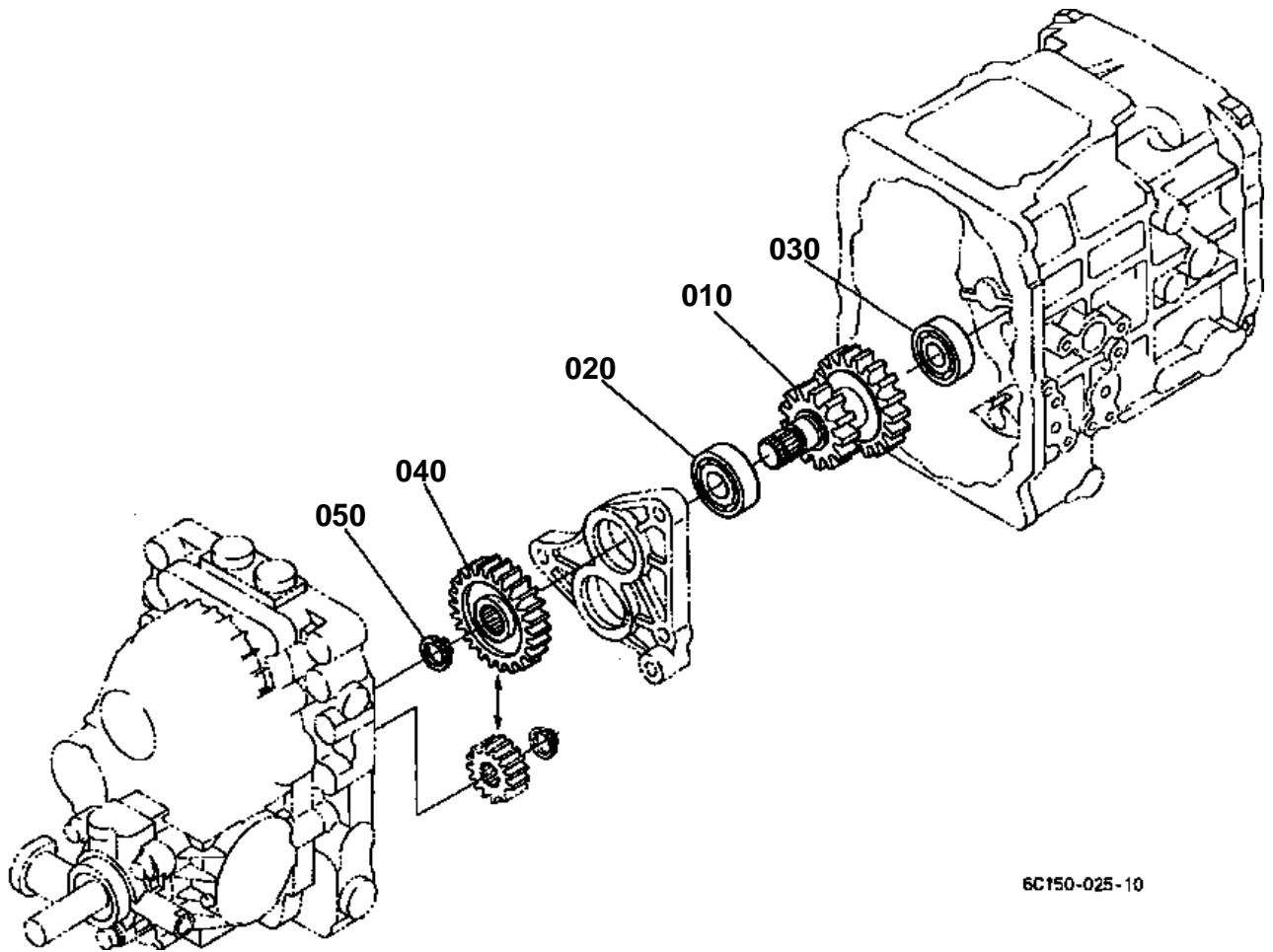


**REAR DIFFERENTIAL**

↔ Interchangeable; ≠ not interchangeable; ← new for old; → old for new

REF.No	Part No.	Description	Q'ty	S.No.	I/C	REMARKS	Weight (kgf)	Weight (lb)
010	6C140-97910	ASSY DIFFERENTIAL	1				3	6.6
020	6C040-97920	ASSY GEAR BEVEL	1			6-37T	1.97	4.334
030	6C040-14970	CASE DIFFERENTIAL	1				0.7	1.54
040	67711-14912	SHAFT DIFF.PINION	1				0.14	0.308
050	67711-14920	PINION DIFF.	2				0.11	0.242
060	6C040-14930	GEAR DIFF.SIDE	2				0.165	0.363
070	67211-15170	SHIM	2			0.80mm	0.008	0.0176
070	67211-15160	SHIM	2			1.00mm	0.01	0.022
070	67211-15180	SHIM	2			1.20mm	0.01	0.022
080	66591-14792	PIN KNOCK	1				0.003	0.0066
090	66591-14783	PIN STRAIGHT	1				0.01	0.022
100	67810-56680	BOLT UBS	6				0.013	0.0286
110	6C140-14990	BEARING BALL	1				0.24	0.528
110	08101-06009	BEARING BALL	1		↔		0.22	0.484
120	6C140-14980	BEARING BALL	1				0.26	0.572
130	66591-14990	SHIM DIFF.SIDE	1			0.20mm	0.002	0.0044
130	66591-14980	SHIM DIFF.SIDE	1			0.50mm	0.005	0.011
140	66611-15150	SHIM DIFF.SIDE	1			0.20mm	0.002	0.0044
140	66611-15140	SHIM DIFF.SIDE	1			0.50mm	0.006	0.0132
150	04611-00750	CIR CLIP INTERNAL	1				0.019	0.0418
160	6C040-14940	SHAFT DIFF.GEAR LH	1				0.62	1.364
170	6C040-14950	SHAFT DIFF.GEAR RH	1				0.72	1.584
180	08101-06306	BEARING BALL	2				0.335	0.737

2ND SHAFT



6C150-025-10

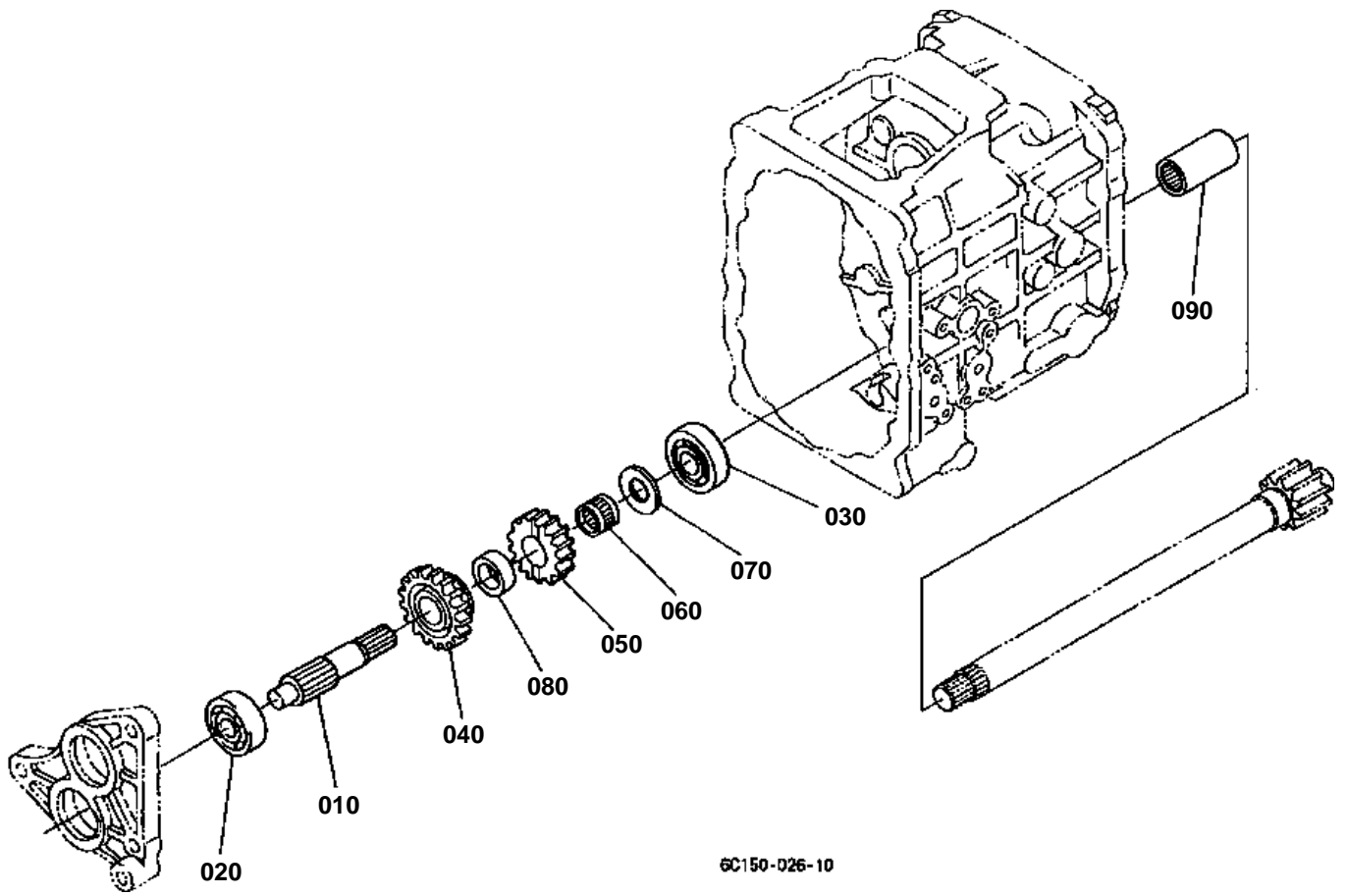


2ND SHAFT

↔ Interchangeable; ≠ not interchangeable; ← new for old; → old for new

REF.No	Part No.	Description	Q'ty	S.No.	I/C	REMARKS	Weight (kgf)	Weight (lb)
010	6C050-14210	GEAR-SHAFT	1			13-18T	0.85	1.87
020	52300-16180	BEARING	1				0.103	0.2266
030	61361-14280	BEARING BALL	1				0.09	0.198
040	6C050-14280	GEAR	1			27T	0.32	0.704
050	04612-00190	CIR CLIP EXTERNAL	1				0.001	0.0022

3RD SHAFT



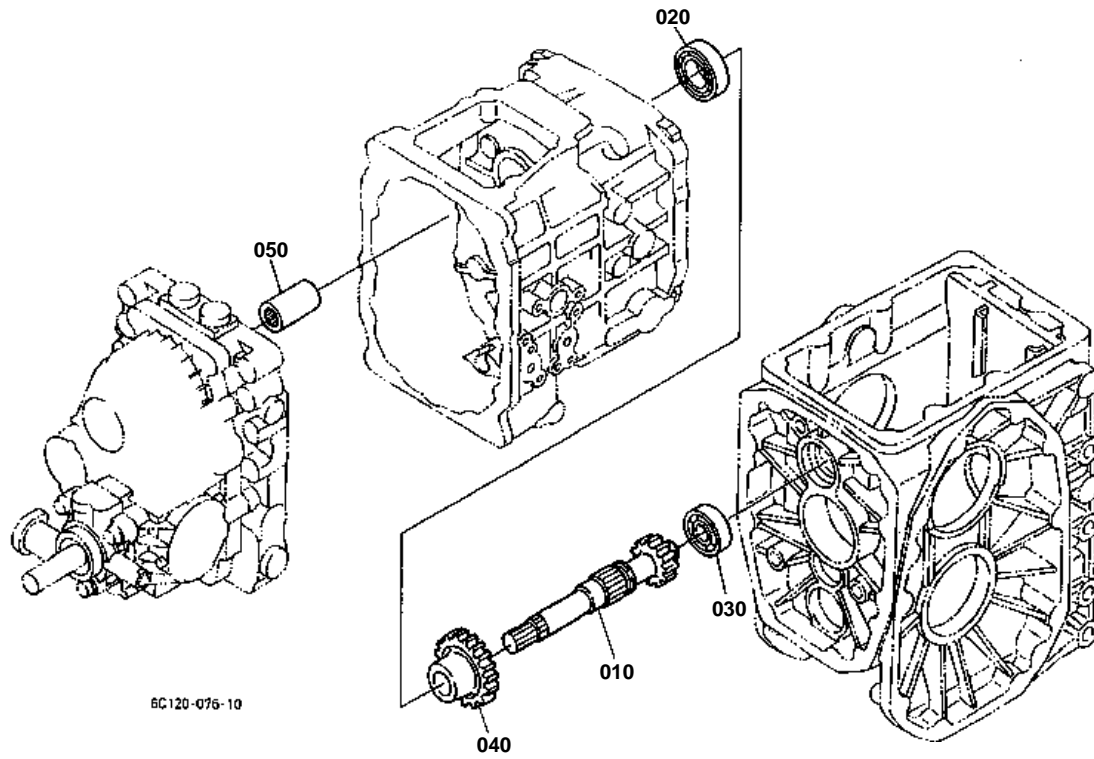


3RD SHAFT

↔ Interchangeable; ≠ not interchangeable; ← new for old; → old for new

REF.No	Part No.	Description	Q'ty	S.No.	I/C	REMARKS	Weight (kgf)	Weight (lb)
010	6C050-14312	SHAFT	1	<=10111		NOT SALE	0.31	0.682
010	6C050-14313	SHAFT	1	>=10112	←		0.32	0.704
020	08101-06303	BEARING BALL	1				0.112	0.2464
030	08101-06304	BEARING BALL	1				0.146	0.3212
040	6C040-14320	GEAR	1			17T	0.33	0.726
050	6C040-14333	GEAR	1			13T	0.17	0.374
060	6C040-14352	BEARING NEEDLE	1	<=10111		NOT SALE	0	0
060	6C040-14353	BEARING NEEDLE	1	>=10112	←		0.03	0.066
070	67111-14160	COLLAR	1				0.01	0.022
080	6C040-14362	COLLAR	1				0.042	0.0924
090	6C050-14520	COUPLING	1				0.099	0.2178

4TH SHAFT



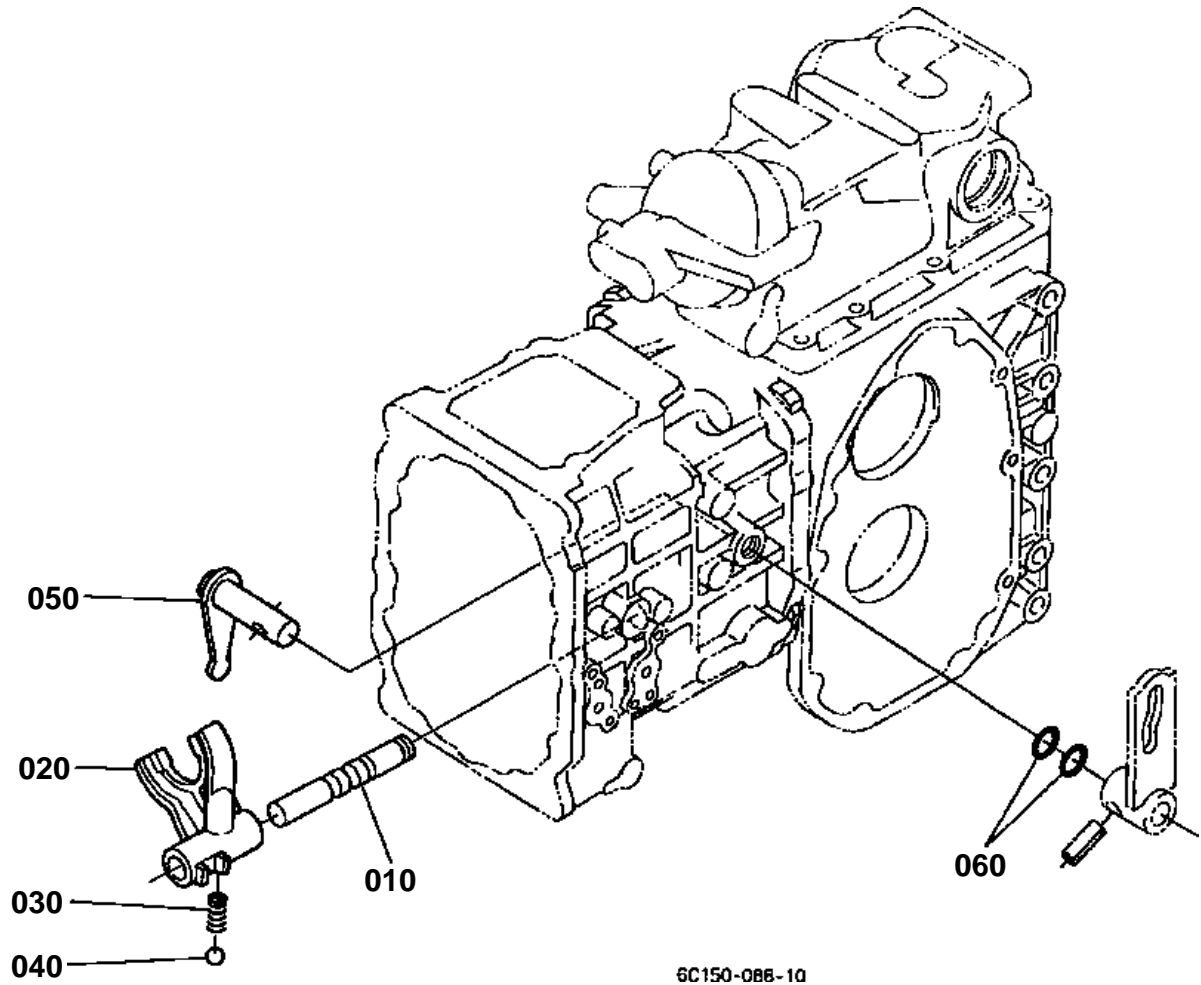


4TH SHAFT

↔ Interchangeable; ≠ not interchangeable; ← new for old; → old for new

REF.No	Part No.	Description	Q'ty	S.No.	I/C	REMARKS	Weight (kgf)	Weight (lb)
010	6C050-14410	GEAR-SHAFT	1			14T	0.635	1.397
020	08101-06205	BEARING BALL	1				0.14	0.308
030	61361-14280	BEARING BALL	1				0.09	0.198
040	6C050-14450	GEAR	1			18T	0.28	0.616
050	6C050-14520	COUPLING	1				0.099	0.2178

RANGE GEAR SHIFT FORK



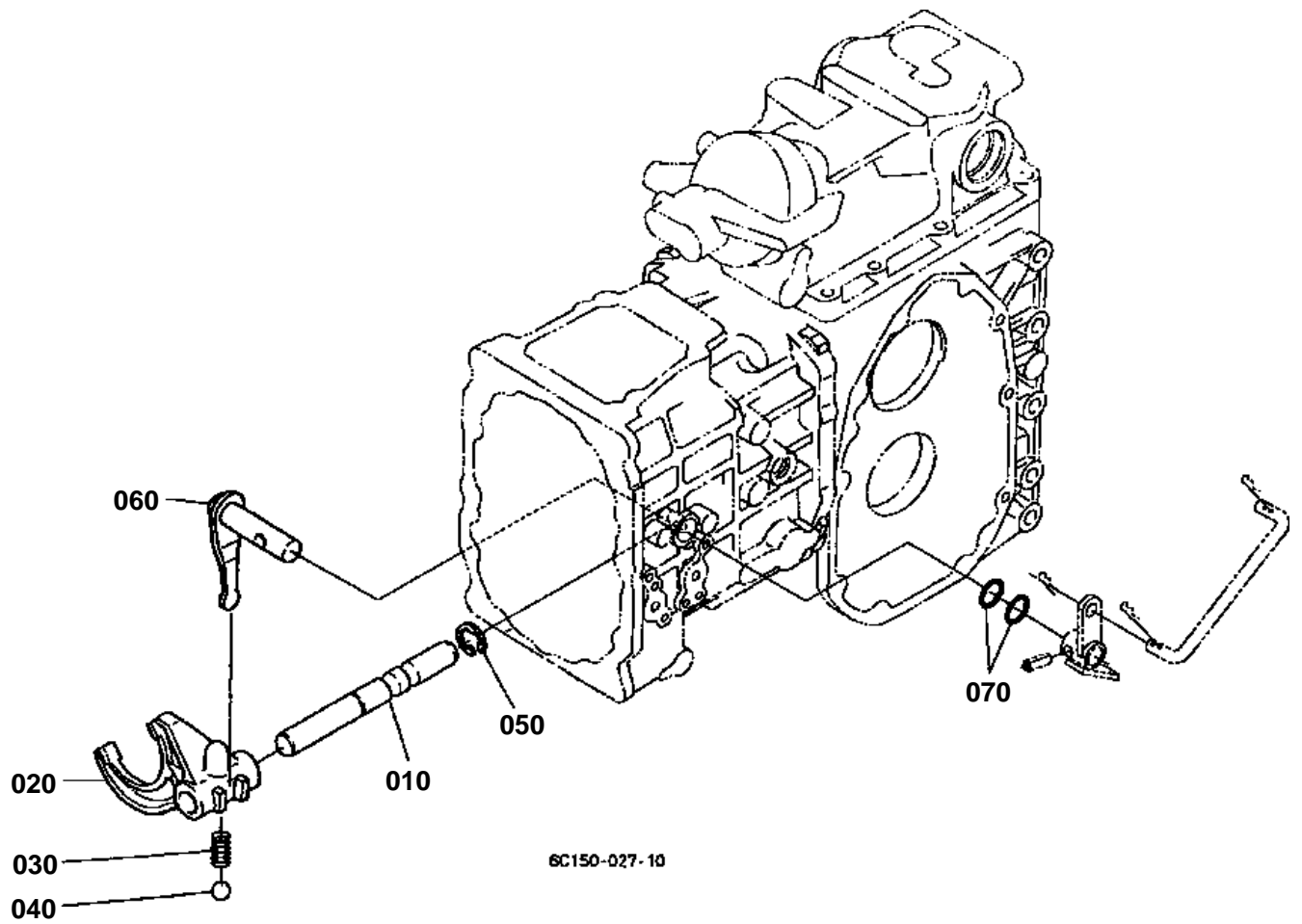


RANGE GEAR SHIFT FORK

↔ Interchangeable; ≠ not interchangeable; ← new for old; → old for new

REF.No	Part No.	Description	Q'ty	S.No.	I/C	REMARKS	Weight (kgf)	Weight (lb)
010	6C050-18410	ROD FORK	1				0.118	0.2596
020	6C040-18420	FORK RANGE SHIFT	1				0.079	0.1738
030	62061-18260	SPRING STOPPER	1				0.002	0.0044
040	07715-01605	BALL	1				0.003	0.0066
050	6C040-18510	ARM RANGE SHIFT	1				0.075	0.165
060	04816-00160	O RING	2				0.003	0.0066
060	04816-00160	O RING	2		←		0.003	0.0066

PTO GEAR SHIFT FORK



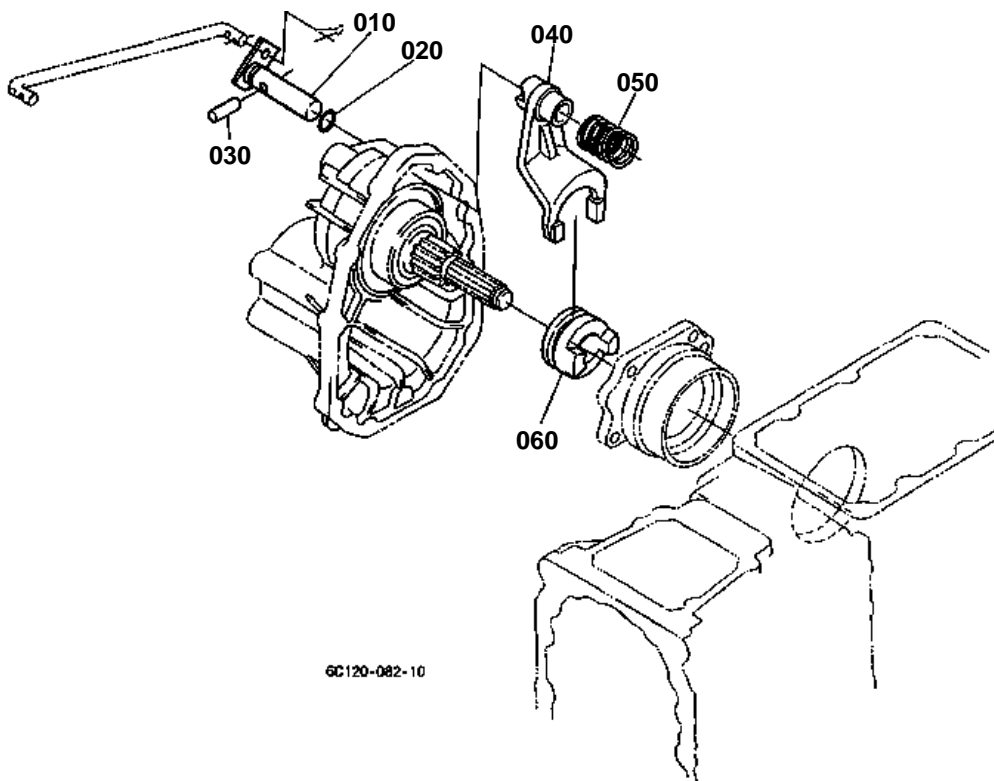


PTO GEAR SHIFT FORK

↔ Interchangeable; ≠ not interchangeable; ← new for old; → old for new

REF.No	Part No.	Description	Q'ty	S.No.	I/C	REMARKS	Weight (kgf)	Weight (lb)
010	6C050-18610	ROD FORK	1				0.108	0.2376
020	6C040-18620	FORK PTO SHIFT	1				0.09	0.198
030	62061-18260	SPRING STOPPER	1				0.002	0.0044
040	07715-01605	BALL	1				0.003	0.0066
050	04613-50120	CIR CLIP EXTERNAL	1				0.001	0.0022
060	6C040-18710	ARM PTO SHIFT	1	<=10085			0	0
060	6C040-18712	ARM PTO SHIFT	1	>=10086	←		0.16	0.352
070	04816-00160	O RING	2				0.003	0.0066
070	04816-00160	O RING	2		←		0.003	0.0066

DIFFERENTIAL LOCK SHIFT FORK



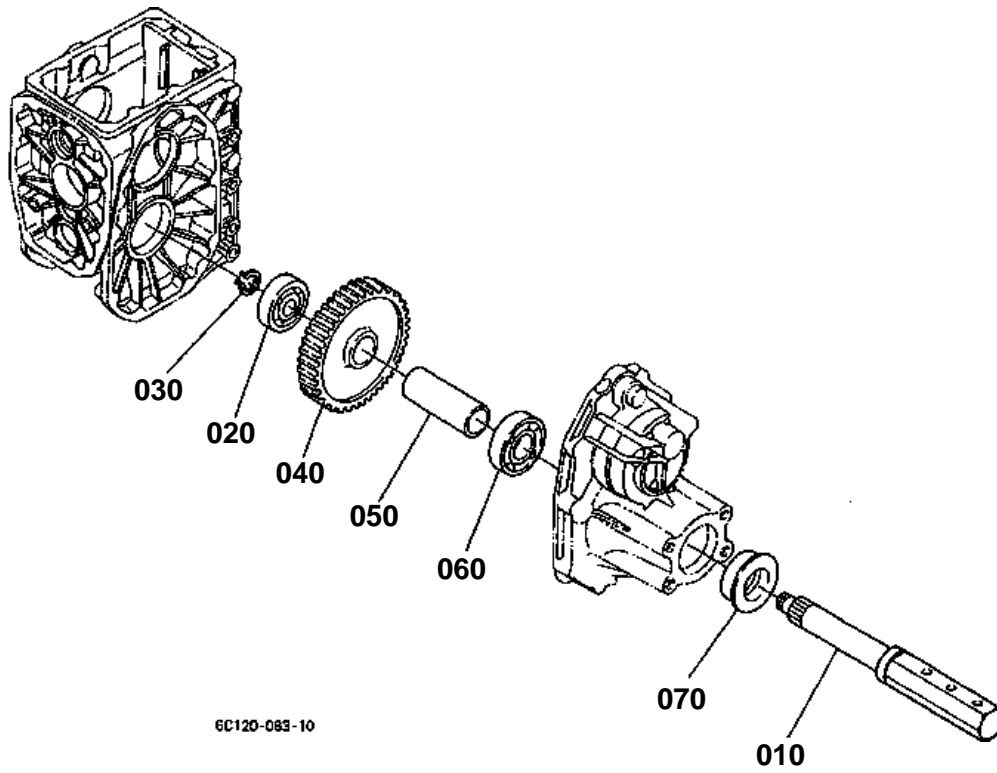
GC120-082-10



DIFFERENTIAL LOCK SHIFT FORK

↔ Interchangeable; ≠ not interchangeable; ← new for old; → old for new

REF.No	Part No.	Description	Q'ty	S.No.	I/C	REMARKS	Weight (kgf)	Weight (lb)
010	6C040-19120	ROD FORK	1				0.17	0.374
020	04811-06120	O RING	1				0	0
020	04816-06120	O RING	1		←		0.002	0.0044
030	6A100-19130	PIN	1				0.017	0.0374
040	6C040-19110	FORK DIFF.LOCK SHIFT	1				0.22	0.484
050	6C040-19130	SPRING	1				0.014	0.0308
060	66611-15130	CLUTCH DIFF.LOCK	1				0.2	0.44

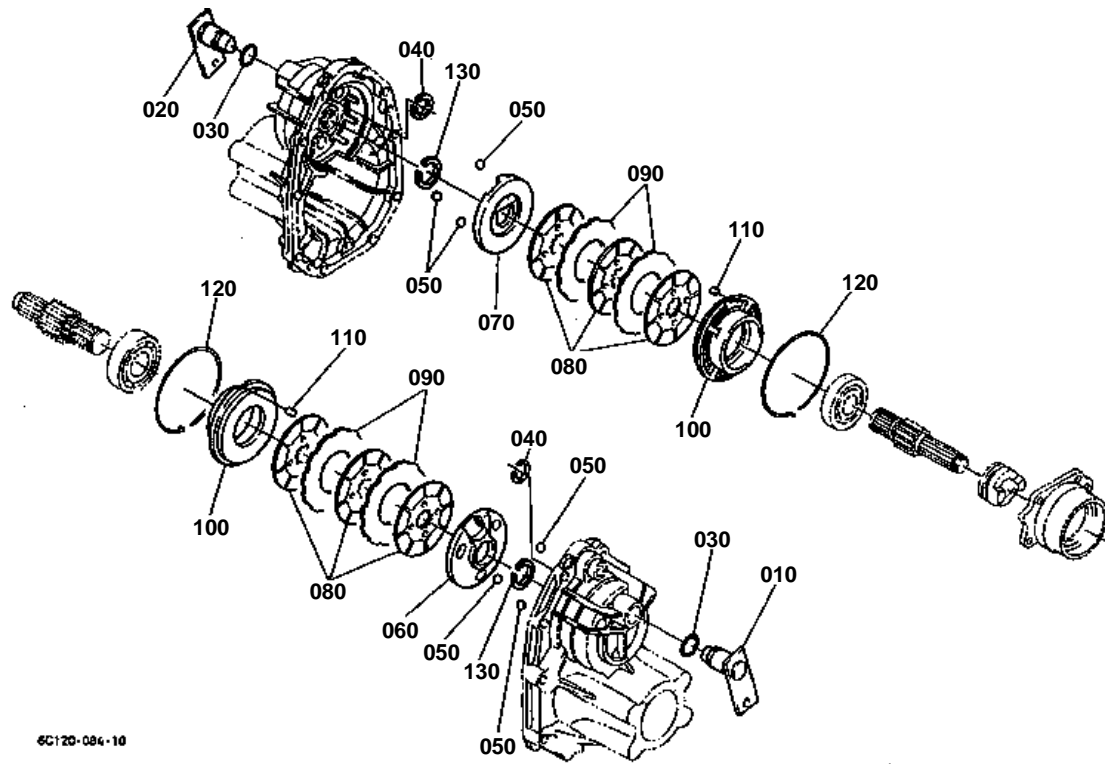


6C120-083-10

**REAR AXLE**

↔ Interchangeable; ≠ not interchangeable; ← new for old; → old for new

REF.No	Part No.	Description	Q'ty	S.No.	I/C	REMARKS	Weight (kgf)	Weight (lb)
010	66611-17114	AXLE REAR	2				4.64	10.208
020	08101-06306	BEARING BALL	2				0.335	0.737
030	04612-00300	CIR CLIP EXTERNAL	2				0.003	0.0066
040	6C040-17130	GEAR	2			57T	2.55	5.61
050	6C040-17140	COLLAR	2				0.26	0.572
060	08101-06208	BEARING BALL	2				0.355	0.781
070	09500-00014	SEAL OIL	2				0.06	0.132



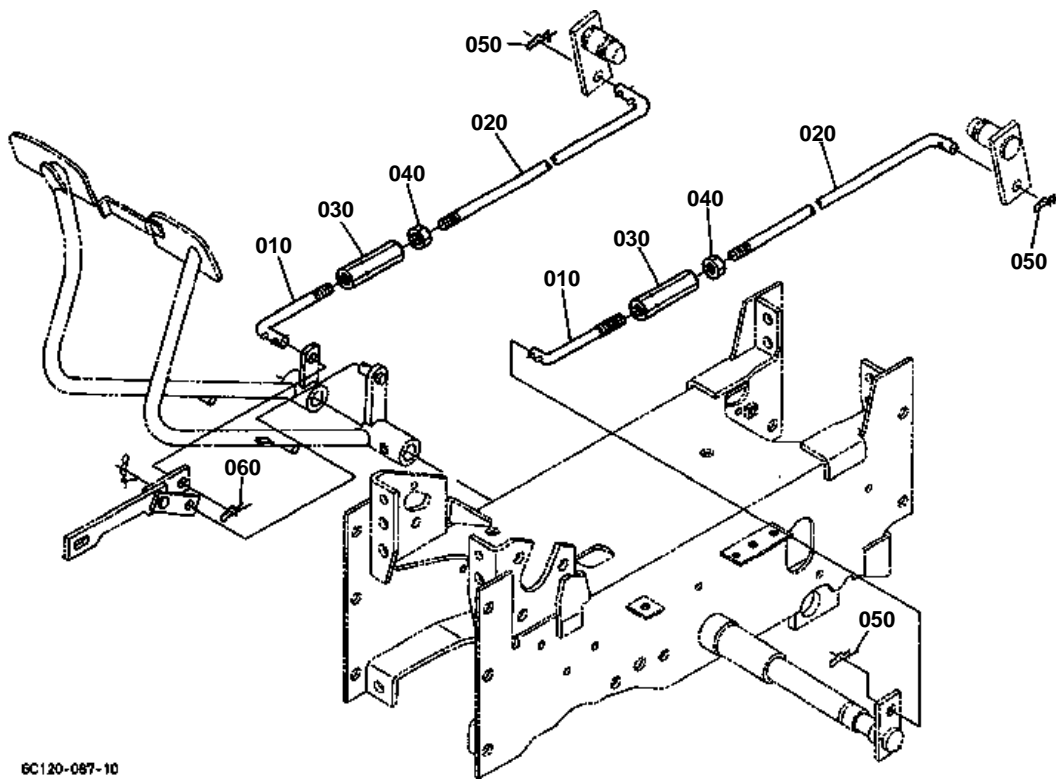
6C120-084-10

**BRAKE**

↔ Interchangeable; ≠ not interchangeable; ← new for old; → old for new

REF.No	Part No.	Description	Q'ty	S.No.	I/C	REMARKS	Weight (kgf)	Weight (lb)
010	6C040-22360	LEVER CAM LH	1				0.32	0.704
020	6C040-22460	LEVER CAM RH	1				0.33	0.726
030	04811-00210	O RING	2				0	0
030	04816-00210	O RING	2		←		0.004	0.0088
040	67061-14370	CIR-CLIP	2				0.002	0.0044
050	07715-00805	BALL	6				0.016	0.0352
060	6C090-22320	ACTUATOR LH	1				0.63	1.386
070	6C090-22420	ACTUATOR RH	1				0.63	1.386
080	6C140-22350	DISK BRAKE	6				0.18	0.396
090	6C140-22340	PLATE FRICTION	4				0.12	0.264
100	6C090-22380	HOLDER BEARING	2				0.72	1.584
110	6C040-22440	PIN	2				0.004	0.0088
120	6A320-22390	CIR-CLIP INTERNAL	2				0.038	0.0836
130	70435-51590	CIR-CLIP	2				0.002	0.0044

BRAKE ROD 1



6C120-087-10

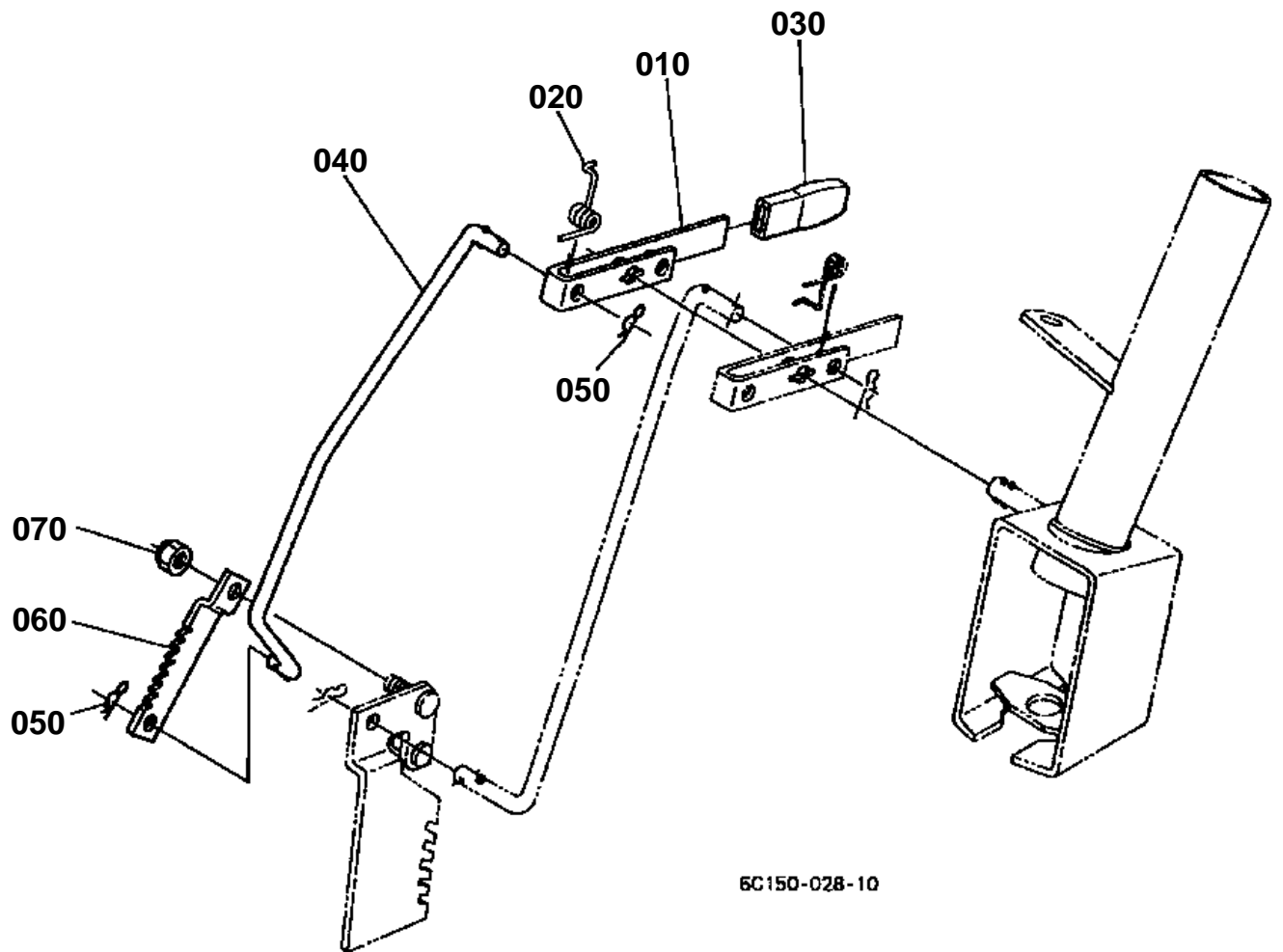


BRAKE ROD 1

↔ Interchangeable; ≠ not interchangeable; ← new for old; → old for new

REF.No	Part No.	Description	Q'ty	S.No.	I/C	REMARKS	Weight (kgf)	Weight (lb)
010	6C040-42350	ROD BRAKE FRONT	2				0.068	0.1496
020	6C040-42360	ROD BRAKE REAR	2				0.23	0.506
030	6C040-42370	TURNBUCKLE	2				0.06	0.132
040	02118-50100	NUT	2				0.005	0.011
050	6C040-42390	PIN SNAP	3				0.002	0.0044
060	05525-61000	PIN SNAP	1				0.002	0.0044

PARKING BRAKE LEVER [EXCEPT[AU]]



6C150-028-10

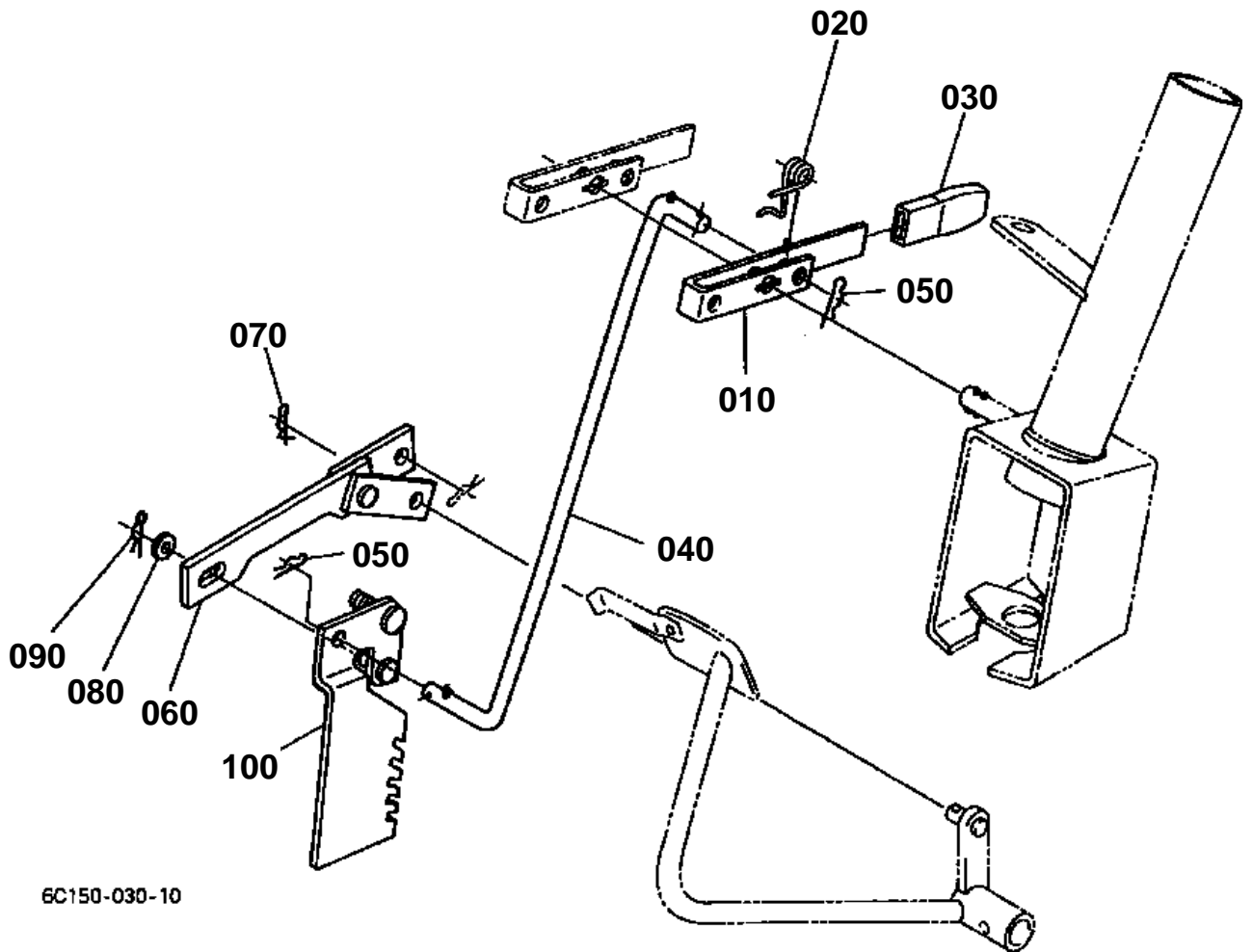


PARKING BRAKE LEVER [EXCEPT[AU]]

↔ Interchangeable; ≠ not interchangeable; ← new for old; → old for new

REF.No	Part No.	Description	Q'ty	S.No.	I/C	REMARKS	Weight (kgf)	Weight (lb)
010	6C040-41350	LEVER	1				0.104	0.2288
020	6C040-41380	SPRING RETURN	1				0.008	0.0176
030	6C040-41360	GRIP LEVER	1				0.012	0.0264
040	6C040-41373	ROD BRAKE	1				0.22	0.484
050	05525-50800	PIN SNAP	2				0.001	0.0022
060	6C040-42250	PLATE BRAKE LOCK	1				0.07	0.154
070	50591-62370	NUT	1				0.005	0.011

SPEED SET LEVER



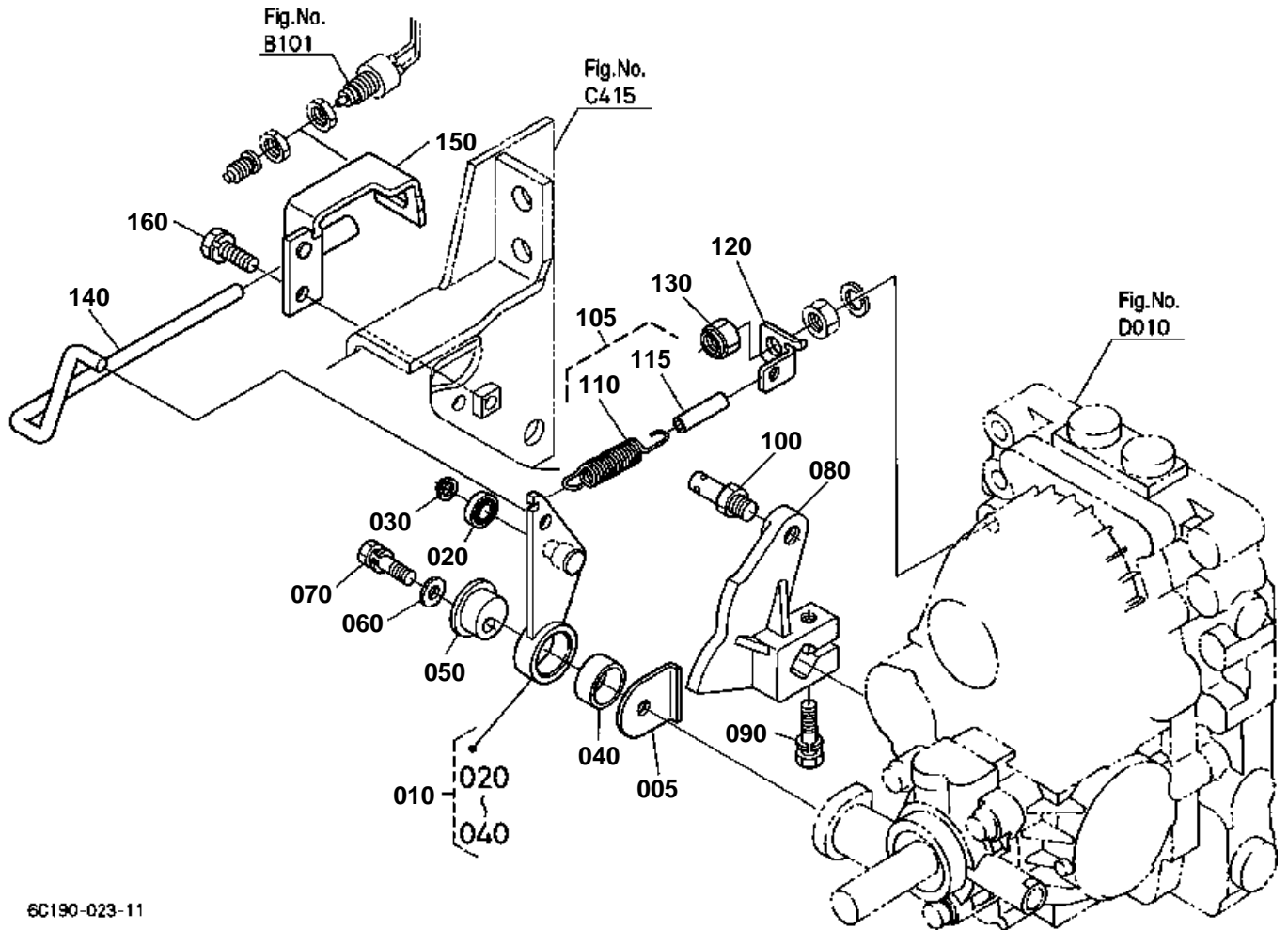


SPEED SET LEVER

↔ Interchangeable; ≠ not interchangeable; ← new for old; → old for new

REF.No	Part No.	Description	Q'ty	S.No.	I/C	REMARKS	Weight (kgf)	Weight (lb)
010	6C040-41350	LEVER	1				0.104	0.2288
020	6C050-41390	SPRING RETURN	1				0.006	0.0132
030	6C040-41360	GRIP LEVER	1				0.012	0.0264
040	6C070-41382	ROD	1				0.18	0.396
050	05525-50800	PIN SNAP	2				0.001	0.0022
060	6C050-43340	ASSY LINK	1				0.142	0.3124
070	52300-34120	PIN SNAP	1				0.001	0.0022
080	04013-60080	WASHER PLAIN	1				0.002	0.0044
090	05525-50800	PIN SNAP	1				0.001	0.0022
100	6C050-43333	ARM	1				0.33	0.726

NEUTRAL HOLDER LINK



6C190-023-11

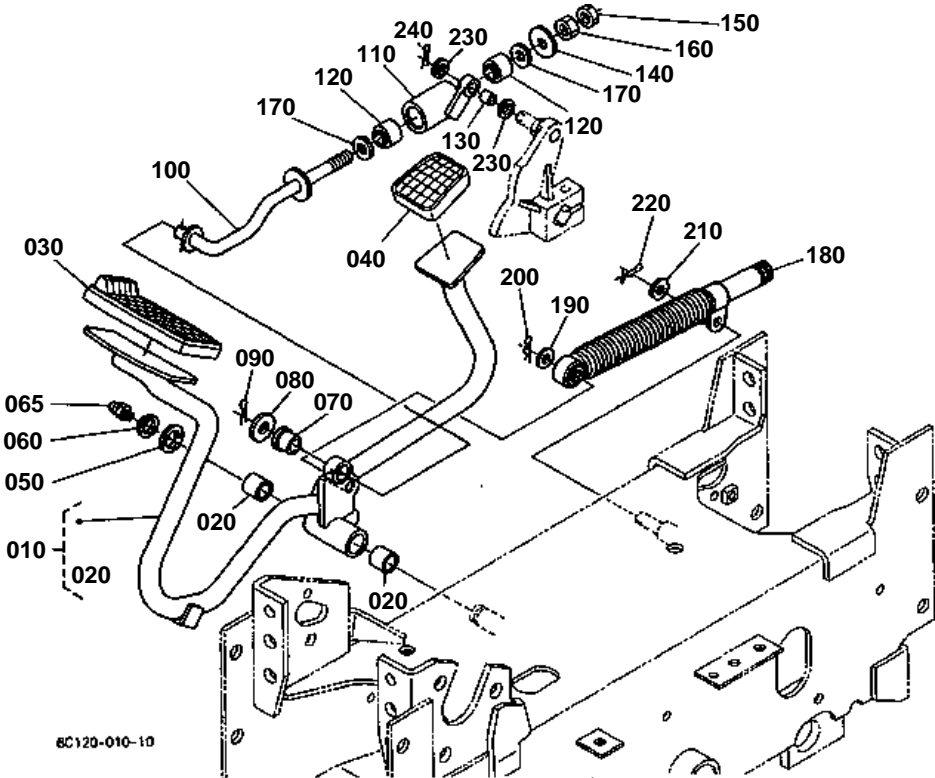


NEUTRAL HOLDER LINK

↔ Interchangeable; ≠ not interchangeable; ← new for old; → old for new

REF.No	Part No.	Description	Q'ty	S.No.	I/C	REMARKS	Weight (kgf)	Weight (lb)
005	6C150-43470	SPACER	1	>=10086			0.009	0.0198
010	6C150-43410	ASSY ARM NEUTRAL	1	<=10071			0	0
010	6C150-43413	ASSY ARM NEUTRAL	1	>=10072	←		0.17	0.374
020	08141-06801	BEARING BALL	1	<=10071			0.006	0.0132
020	32721-43420	BEARING BALL	1	>=10072	←		0.007	0.0154
030	04612-00120	CIR CLIP EXTERNAL	1				0.001	0.0022
040	66204-43572	BUSH	1				0.002	0.0044
050	66204-43352	SHAFT HOLDER	1				0.072	0.1584
060	04012-50080	WASHER PLAIN	1				0.001	0.0022
070	01123-50835	BOLT	1				0.02	0.044
080	6C070-43310	HOLDER NEUTRAL	1				0.38	0.836
090	01123-50835	BOLT	1				0.02	0.044
100	32721-43510	STUD	1				0.027	0.0594
105	6C150-43500	ASSY SPRING	1				0.05	0.11
110	32721-43470	SPRING	1			NOT SALE	0.044	0.0968
115	6C150-43510	TUBE	1	>=10186		NOT SALE	0	0
120	6C150-43480	HOOK SPRING	1				0.016	0.0352
130	02574-50100	NUT LOCK	1				0.007	0.0154
140	6C150-43430	ROD HST NEUTRAL	1				0.1	0.22
150	6C150-43443	STAY NEUTRAL SWITCH	1				0.145	0.319
160	01123-50820	BOLT	1				0.011	0.0242

SPEED CONTROL PEDAL



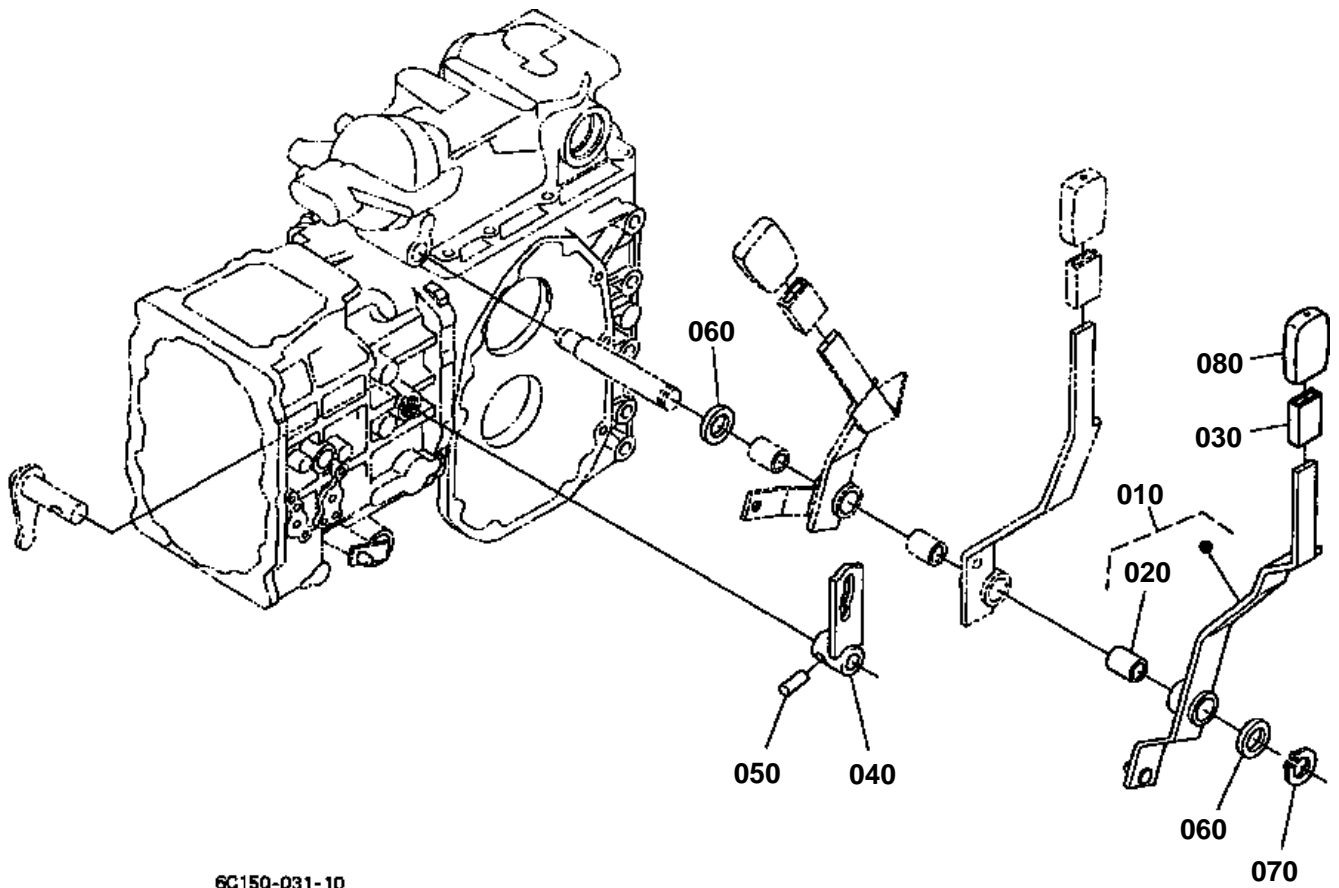


SPEED CONTROL PEDAL

↔ Interchangeable; ≠ not interchangeable; ← new for old; → old for new

REF.No	Part No.	Description	Q'ty	S.No.	I/C	REMARKS	Weight (kgf)	Weight (lb)
010	6C070-43400	ASSY PEDAL HST	1	<=10123			0	0
010	6C070-43403	ASSY PEDAL HST	1	>=10124	←		1.82	4.004
020	08511-01610	BUSH	2				0.005	0.011
030	37410-44120	COVER PEDAL	1				0.08	0.176
040	37410-42760	COVER PEDAL	1				0.025	0.055
050	45403-41330	COLLAR DISTANCE	1				0.01	0.022
060	04612-00160	CIR CLIP EXTERNAL	1				0.001	0.0022
065	06613-10675	NIPPLE GREASE	1				0.003	0.0066
070	32721-43540	BUSH	1				0.001	0.0022
080	04013-60100	WASHER PLAIN	1				0.003	0.0066
090	05511-52520	PIN SPLIT	1				0.001	0.0022
100	32721-43520	ROD	1				0.167	0.3674
110	32721-43530	ROD	1				0.2	0.44
120	6A110-18260	CUSHION RUBBER	2				0.012	0.0264
130	08511-01015	BUSH	1				0.003	0.0066
140	04015-50100	WASHER PLAIN	1				0.016	0.0352
150	02116-50100	NUT	1				0.004	0.0088
160	02118-50100	NUT	1				0.005	0.011
170	04011-50100	WASHER PLAIN	2				0.002	0.0044
180	6C052-43350	DAMPER HST	1				0.29	0.638
190	04012-50080	WASHER PLAIN	1				0.001	0.0022
200	05525-50800	PIN SNAP	1				0.001	0.0022
210	04012-50080	WASHER PLAIN	1				0.001	0.0022
220	52300-34120	PIN SNAP	1				0.001	0.0022
230	04011-50100	WASHER PLAIN	2				0.002	0.0044
240	05511-50320	PIN SPLIT	1				0.002	0.0044

RANGE GEAR SHIFT LEVER



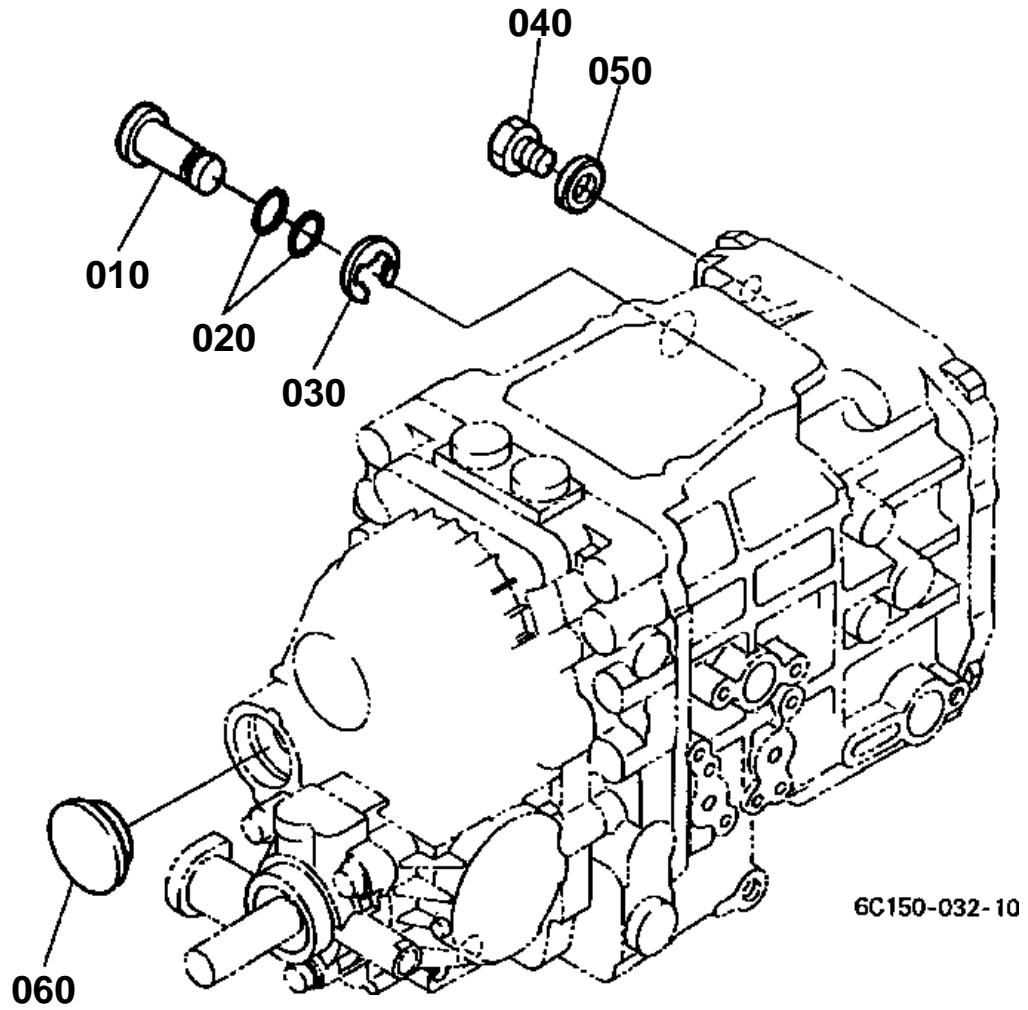
6C150-031-10



RANGE GEAR SHIFT LEVER

↔ Interchangeable; ≠ not interchangeable; ← new for old; → old for new

REF.No	Part No.	Description	Q'ty	S.No.	I/C	REMARKS	Weight (kgf)	Weight (lb)
010	6C140-42600	LEVER RANGE SHIFT	1				0.86	1.892
020	08511-01825	BUSH	1				0.01	0.022
030	6C040-42760	CUSHION	1				0.003	0.0066
040	6C140-42620	LEVER SHIFT ARM	1				0.17	0.374
050	05411-00832	PIN SPRING	1				0.035	0.077
060	04011-50180	WASHER PLAIN	2				0.012	0.0264
070	04612-00180	CIR CLIP EXTERNAL	1				0.001	0.0022
080	TA040-24490	GRIP LEVER	1				0.033	0.0726



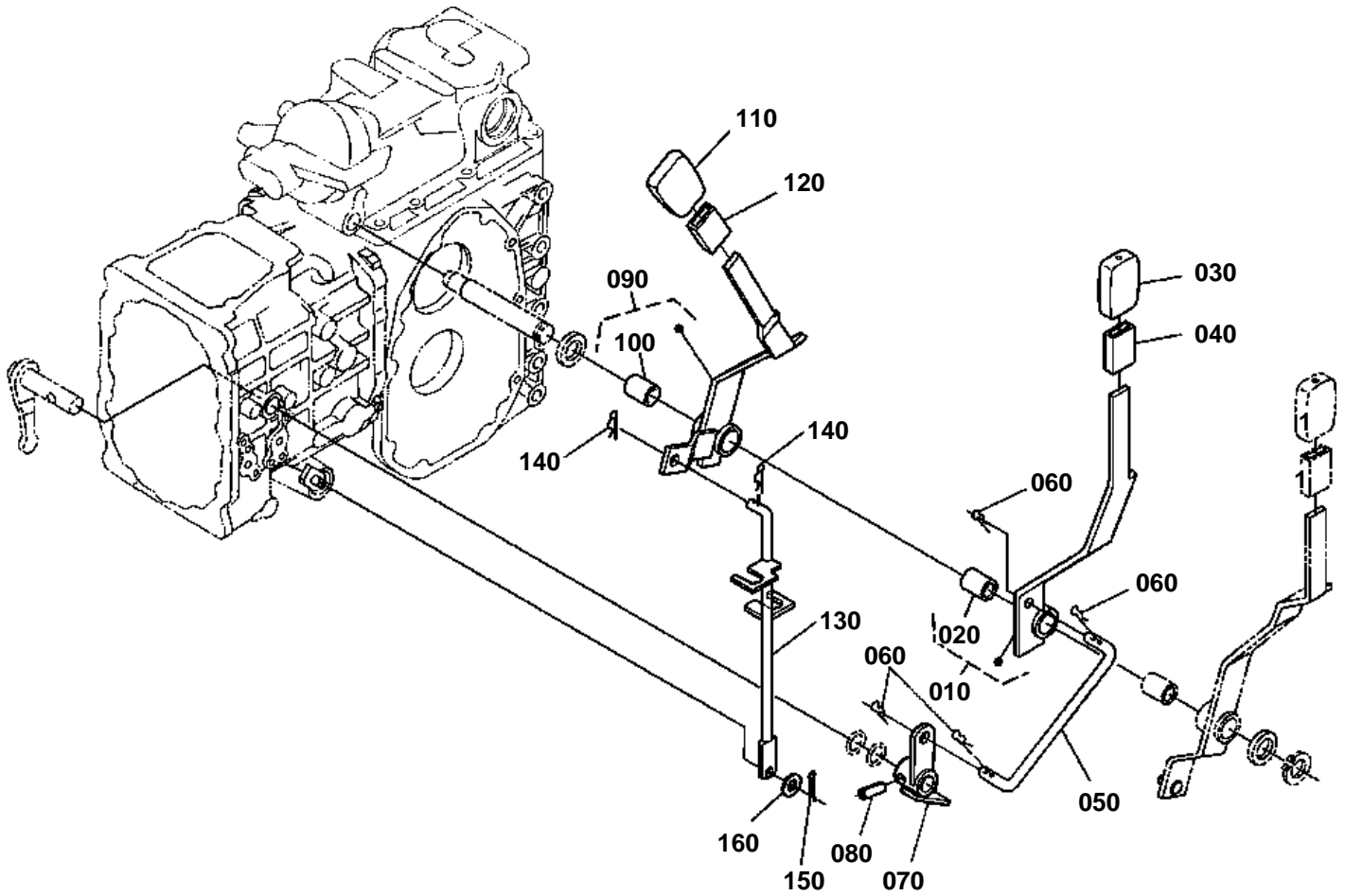


FRONT WHEEL DRIVE LEVER [2WD]

↔ Interchangeable; ≠ not interchangeable; ← new for old; → old for new

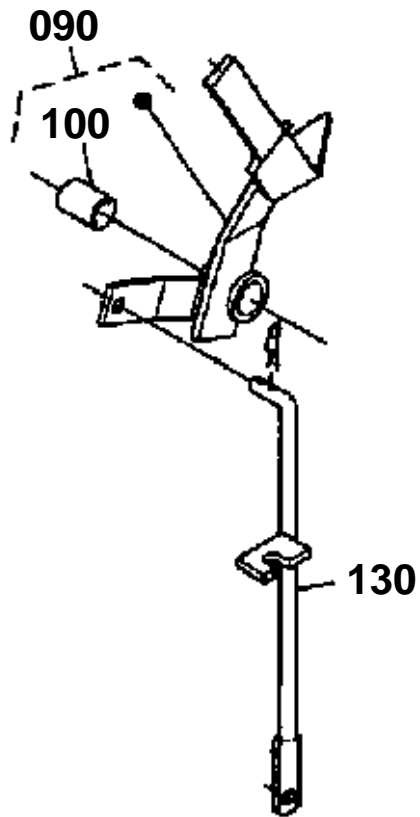
REF.No	Part No.	Description	Q'ty	S.No.	I/C	REMARKS	Weight (kgf)	Weight (lb)
010	6C040-78810	SHAFT	1				0.08	0.176
020	04816-00160	O RING	2				0.003	0.0066
020	04816-00160	O RING	2		←		0.003	0.0066
030	04613-50120	CIR CLIP EXTERNAL	1				0.001	0.0022
040	01754-51016	BOLT FLANGE	1				0.02	0.044
050	04717-01000	WASHER WITH RUBBER	1				0.001	0.0022
060	66904-14880	PLUG	1				0.02	0.044

PTO GEAR SHIFT LEVER



6C150-033-11

090 6C140-4280-0
130 6C150-4284-0



6C150-807-10

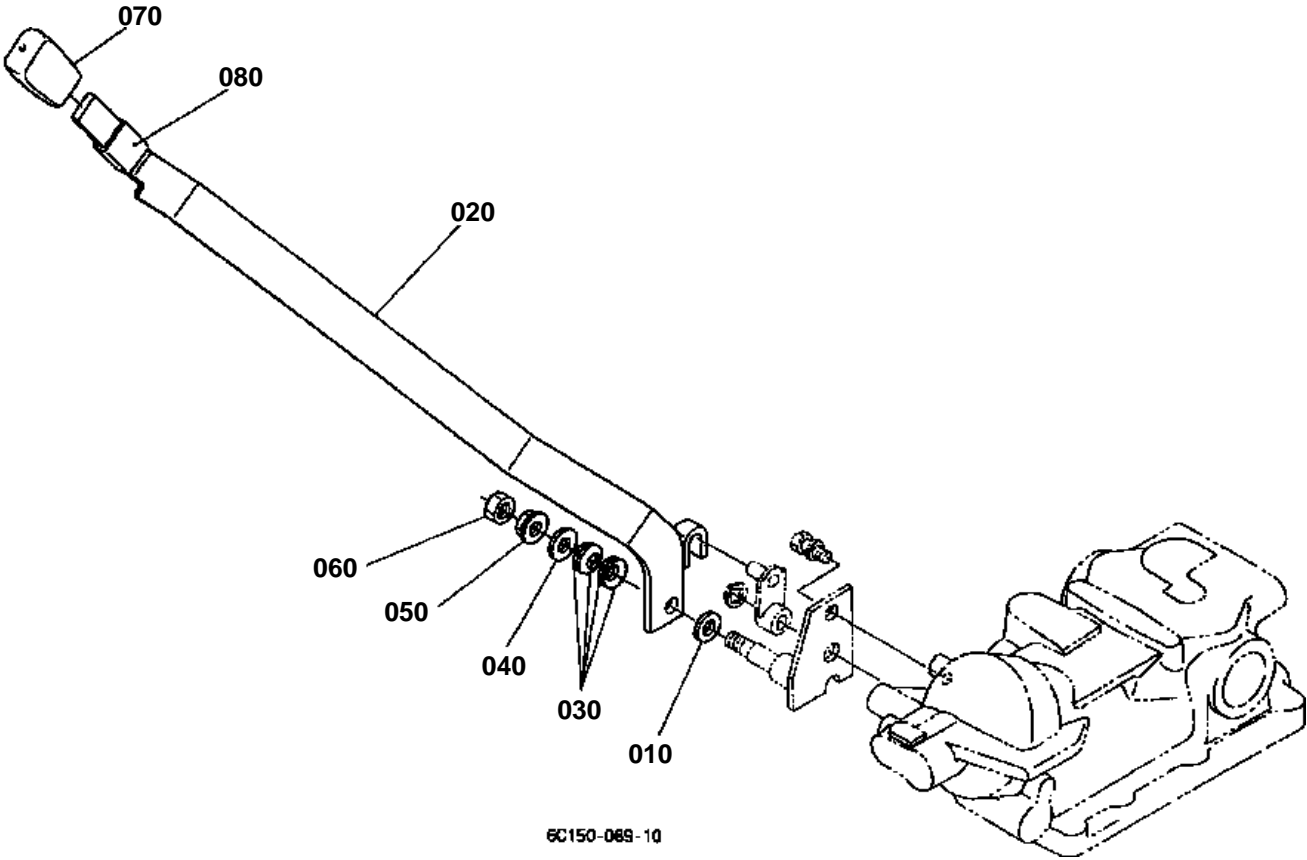


PTO GEAR SHIFT LEVER

↔ Interchangeable; ≠ not interchangeable; ← new for old; → old for new

REF.No	Part No.	Description	Q'ty	S.No.	I/C	REMARKS	Weight (kgf)	Weight (lb)
010	6C140-42700	LEVER PTO SHIFT	1				0.72	1.584
020	08511-01825	BUSH	1				0.01	0.022
030	6A320-42780	GRIP LEVER	1				0.034	0.0748
040	6C040-42760	CUSHION	1				0.003	0.0066
050	6C140-42740	ROD PTO	1				0.16	0.352
060	05525-61000	PIN SNAP	4				0.002	0.0044
070	6C140-42720	LEVER SHIFT ARM	1				0.12	0.264
080	05411-00832	PIN SPRING	1				0.035	0.077
090	6C140-42800	LEVER MID PTO SHIFT	1	≤10183			0.83	1.826
090	6C140-42802	LEVER MID PTO SHIFT	1	≥10184	≠		0.81	1.782
100	08511-01825	BUSH	1				0.01	0.022
110	6A320-42780	GRIP LEVER	1				0.034	0.0748
120	6C040-42760	CUSHION	1				0.003	0.0066
130	6C150-42840	ROD MID PTO	1	≤10183			0.24	0.528
130	6C150-42842	ROD MID PTO	1	≥10184	≠		0.24	0.528
140	05525-61000	PIN SNAP	2				0.002	0.0044
150	05511-52520	PIN SPLIT	1				0.001	0.0022
160	04011-50100	WASHER PLAIN	1				0.002	0.0044

HYDRAULIC CONTROL LEVER



6C150-089-10

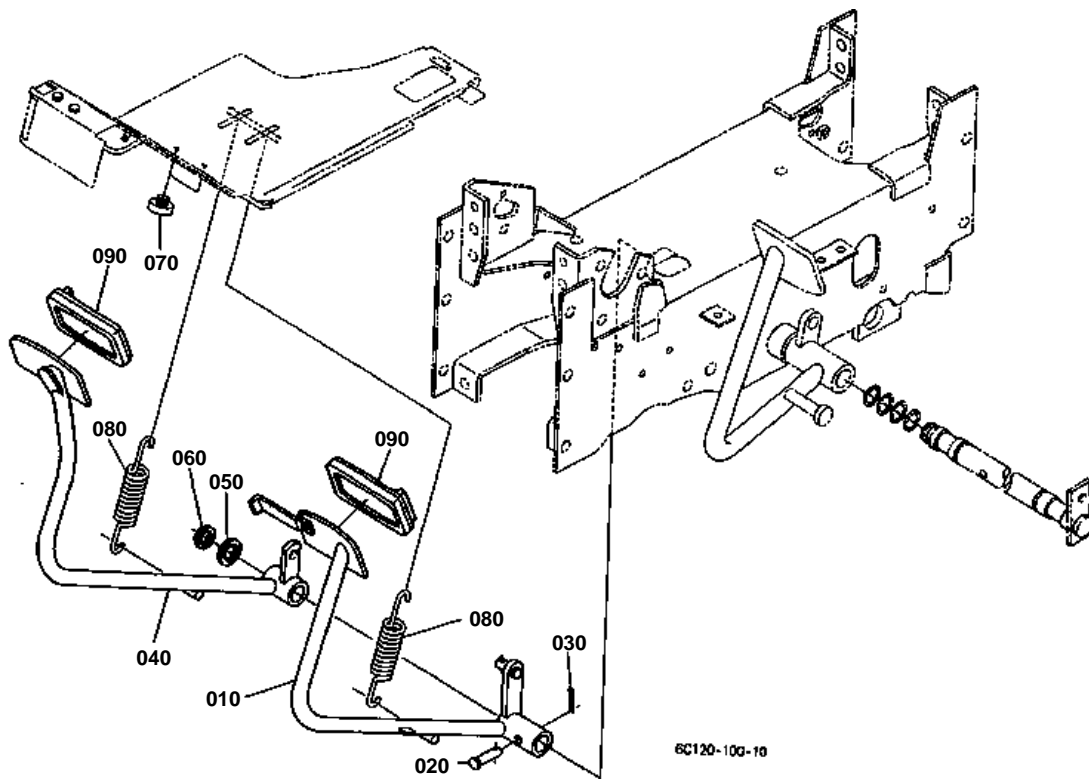


HYDRAULIC CONTROL LEVER

↔ Interchangeable; ≠ not interchangeable; ← new for old; → old for new

REF.No	Part No.	Description	Q'ty	S.No.	I/C	REMARKS	Weight (kgf)	Weight (lb)
010	6C040-36920	COLLAR	1				0.002	0.0044
020	6C140-36280	LEVER HYD.CONTROL	1				0.76	1.672
030	6C040-36880	SPRING PLATE	4				0.003	0.0066
040	04015-60080	WASHER PLAIN	1				0.01	0.022
050	02121-50080	NUT	1				0.01	0.022
060	02112-50080	NUT	1				0.003	0.0066
070	31395-36880	GRIP LEVER	1				0.04	0.088
080	6C040-42760	CUSHION	1				0.003	0.0066

BRAKE PEDAL

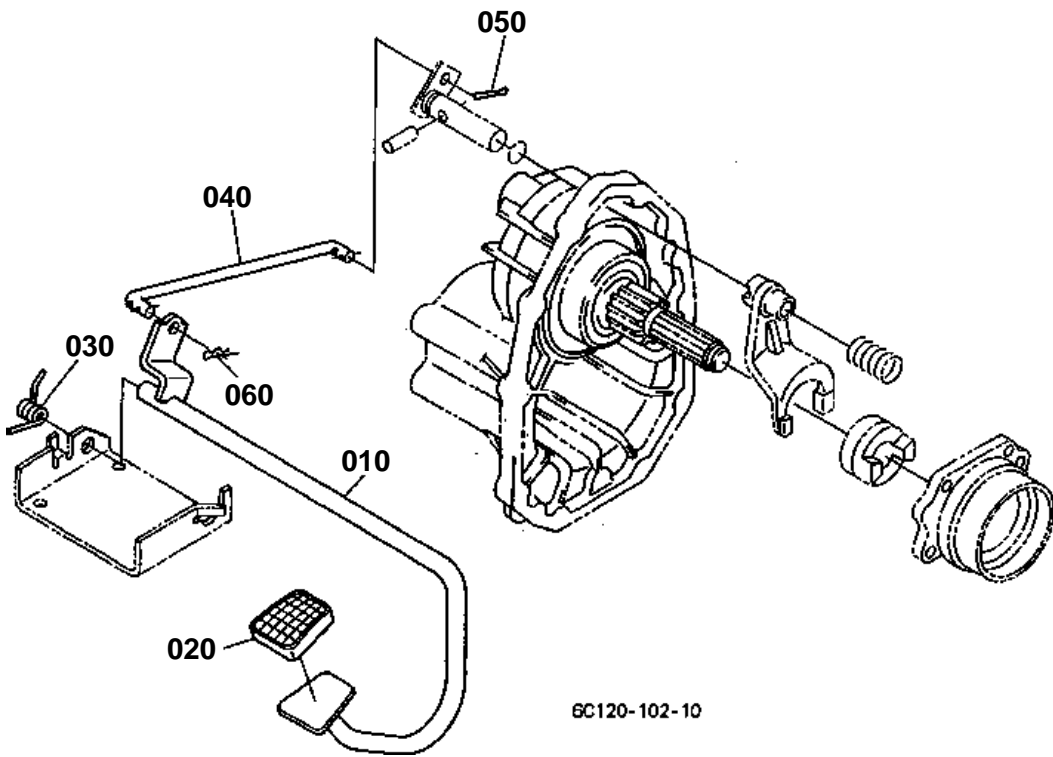


**BRAKE PEDAL**

↔ Interchangeable; ≠ not interchangeable; ← new for old; → old for new

REF.No	Part No.	Description	Q'ty	S.No.	I/C	REMARKS	Weight (kgf)	Weight (lb)
010	6C040-42325	PEDAL BRAKE LH	1				1.75	3.85
020	05122-50840	PIN JOINT	1				0.017	0.0374
030	05511-50218	PIN SPLIT	1				0.001	0.0022
040	6C040-42330	PEDAL BRAKE RH	1				1.77	3.894
050	66591-43233	COLLAR	1				0.004	0.0088
060	04612-00240	CIR CLIP EXTERNAL	1				0.002	0.0044
070	6C040-42342	CUSHION	2				0.005	0.011
080	66621-43270	SPRING BRAKE RETURN	2				0.04	0.088
090	37410-44120	COVER PEDAL	2				0.08	0.176

DIFFERENTIAL LOCK PEDAL



6C120-102-10

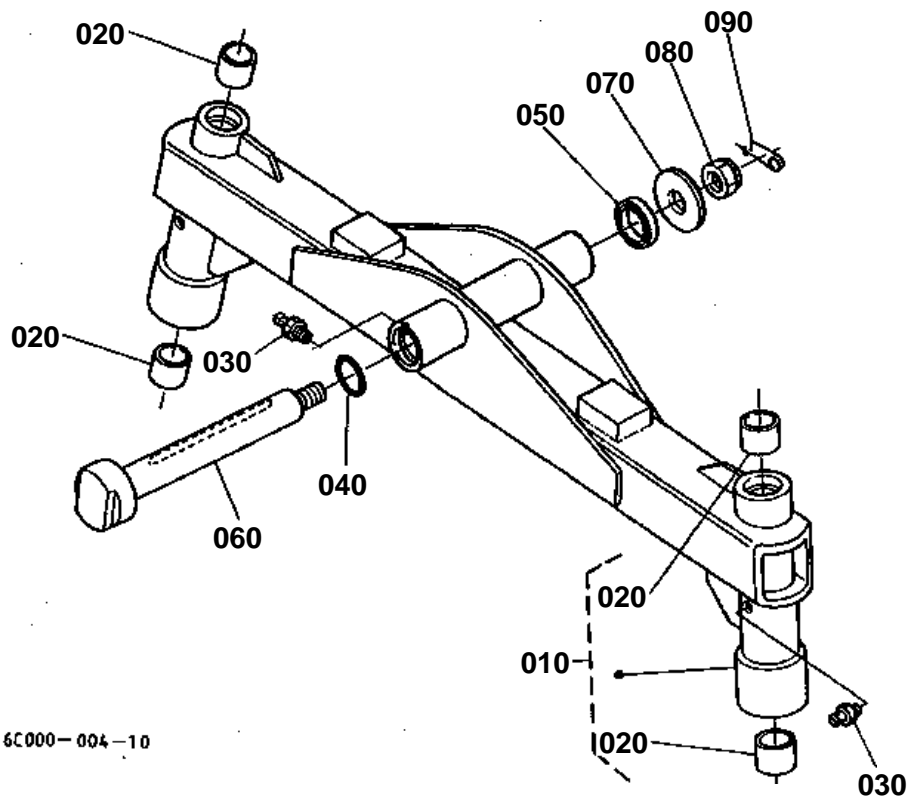


DIFFERENTIAL LOCK PEDAL

↔ Interchangeable; ≠ not interchangeable; ← new for old; → old for new

REF.No	Part No.	Description	Q'ty	S.No.	I/C	REMARKS	Weight (kgf)	Weight (lb)
010	6C050-42872	PEDAL DIFF.LOCK	1				1.2	2.64
020	37410-42760	COVER PEDAL	1				0.025	0.055
030	6C050-42890	SPRING	1				0.04	0.088
040	6C040-42880	ROD DIFF.LOCK	1				0.1	0.22
050	05511-50215	PIN SPLIT	1				0.001	0.0022
060	05525-50800	PIN SNAP	1				0.001	0.0022

FRONT AXLE FRAME [2WD]

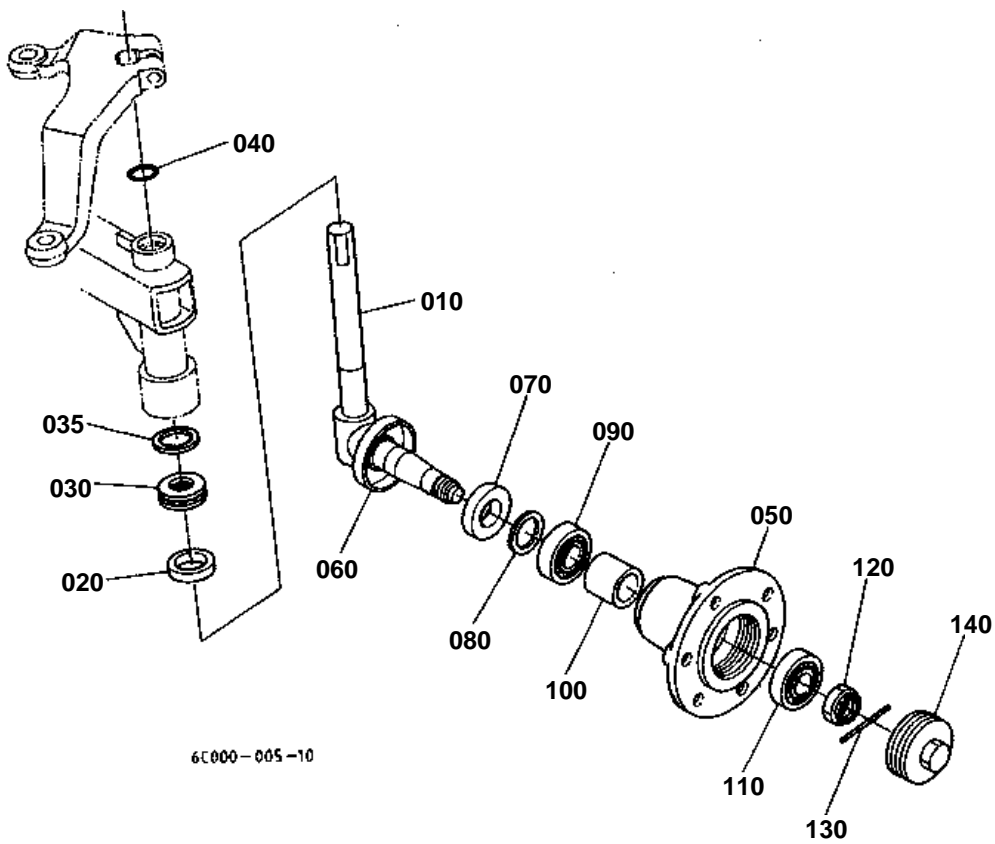




FRONT AXLE FRAME [2WD]

↔ Interchangeable; ≠ not interchangeable; ← new for old; → old for new

REF.No	Part No.	Description	Q'ty	S.No.	I/C	REMARKS	Weight (kgf)	Weight (lb)
010	6C040-78110	COMP.FRAME F-AXLE	1				11	24.2
020	34150-28430	BUSH	4				0.04	0.088
030	06613-10675	NIPPLE GREASE	4				0.003	0.0066
040	04811-10250	O RING	1				0.001	0.0022
050	09230-25355	SEAL OIL	1				0.005	0.011
060	67800-56140	PIN CENTER	1				0.81	1.782
070	67800-51240	WASHER	1				0.06	0.132
080	02372-50180	NUT	1				0.019	0.0418
090	66611-57150	SPRING SET	1				0.02	0.044



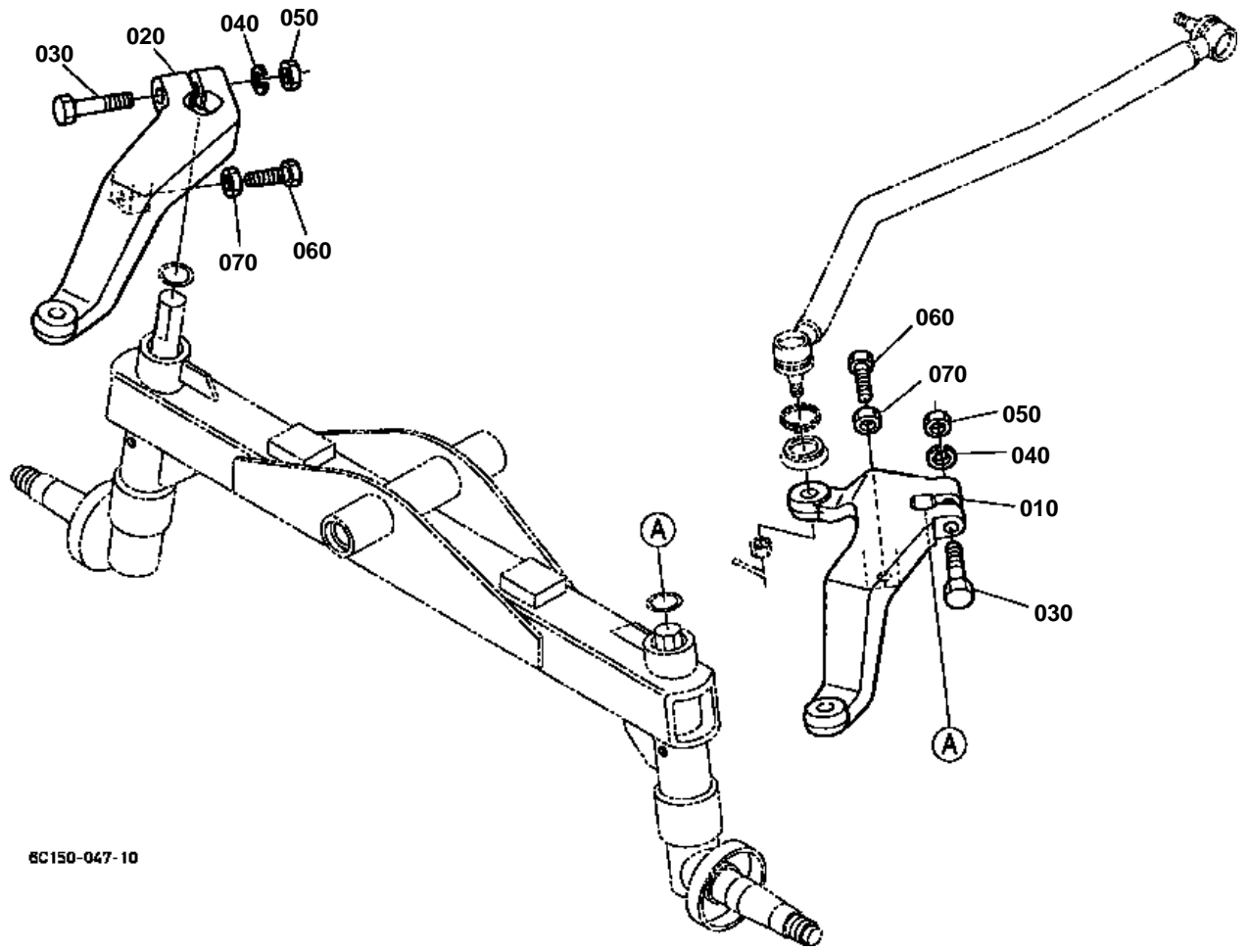


FRONT WHEEL HUB [2WD]

↔ Interchangeable; ≠ not interchangeable; ← new for old; → old for new

REF.No	Part No.	Description	Q'ty	S.No.	I/C	REMARKS	Weight (kgf)	Weight (lb)
010	67511-56210	KINGPIN	2				1.51	3.322
020	34150-11280	SEAL OIL	2				0.048	0.1056
030	34150-11250	BEARING THRUST	2				0.065	0.143
035	34150-11440	WASHER	2				0.004	0.0088
040	04811-50250	O RING	2				0	0
040	04816-50250	O RING	2		←		0.004	0.0088
050	6C040-78310	HUB WHEEL	2				2.62	5.764
060	34150-11480	COVER DUST	2				0.055	0.121
070	34150-11150	SEAL OIL	2				0.05	0.11
080	34150-11440	WASHER	2				0.004	0.0088
090	08101-06205	BEARING BALL	2				0.14	0.308
100	34150-11420	COLLAR	2				0.125	0.275
110	08101-06204	BEARING BALL	2				0.102	0.2244
120	02372-50200	NUT	2				0.024	0.0528
130	67800-56450	PIN SET	2				0.001	0.0022
140	67800-56350	CAP F-WHEEL HUB	2				0.1	0.22

KNUCKLE ARM [2WD]



6C150-047-10

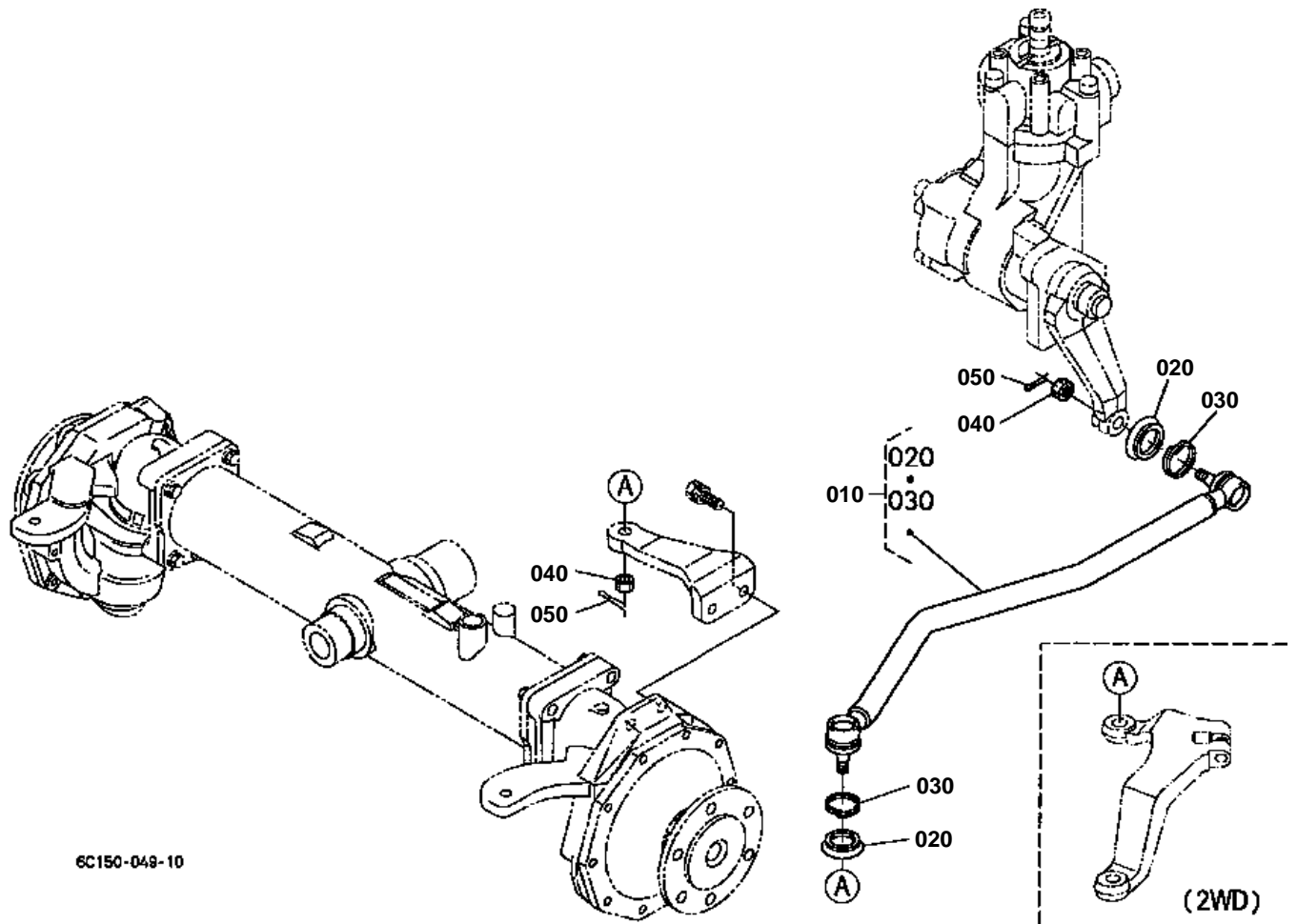


KNUCKLE ARM [2WD]

↔ Interchangeable; ≠ not interchangeable; ← new for old; → old for new

REF.No	Part No.	Description	Q'ty	S.No.	I/C	REMARKS	Weight (kgf)	Weight (lb)
010	6C140-78410	ARM KNUCKLE LH	1				1.5	3.3
020	6C040-78420	ARM KNUCKLE RH	1				1.15	2.53
030	01173-51060	BOLT	2				0.038	0.0836
040	04512-60100	WASHER SPRING	2				0.002	0.0044
050	02118-50100	NUT	2				0.005	0.011
060	66591-56440	BOLT ADJUSTING	2				0.02	0.044
070	02112-50100	NUT	2				0.004	0.0088

DRAG LINK



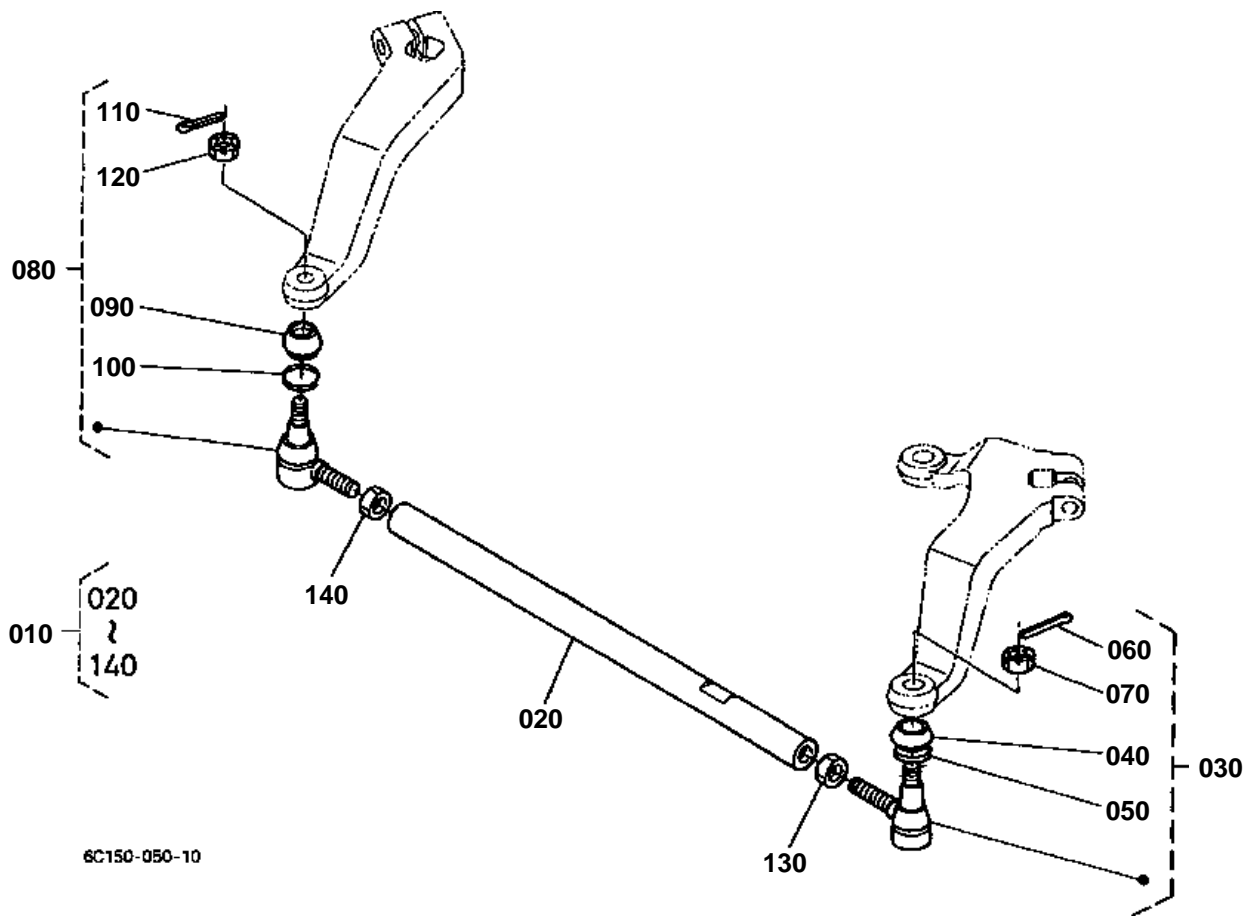


DRAG LINK

↔ Interchangeable; ≠ not interchangeable; ← new for old; → old for new

REF.No	Part No.	Description	Q'ty	S.No.	I/C	REMARKS	Weight (kgf)	Weight (lb)
010	6C140-57712	ASSY LINK DRAG	1				2.55	5.61
020	67121-56560	COVER DUST	2				0.008	0.0176
030	67121-56570	CLIP	2				0.003	0.0066
040	66591-56780	NUT	2				0.01	0.022
050	05511-52528	PIN SPLIT	2				0.001	0.0022

TIE ROD [2WD]

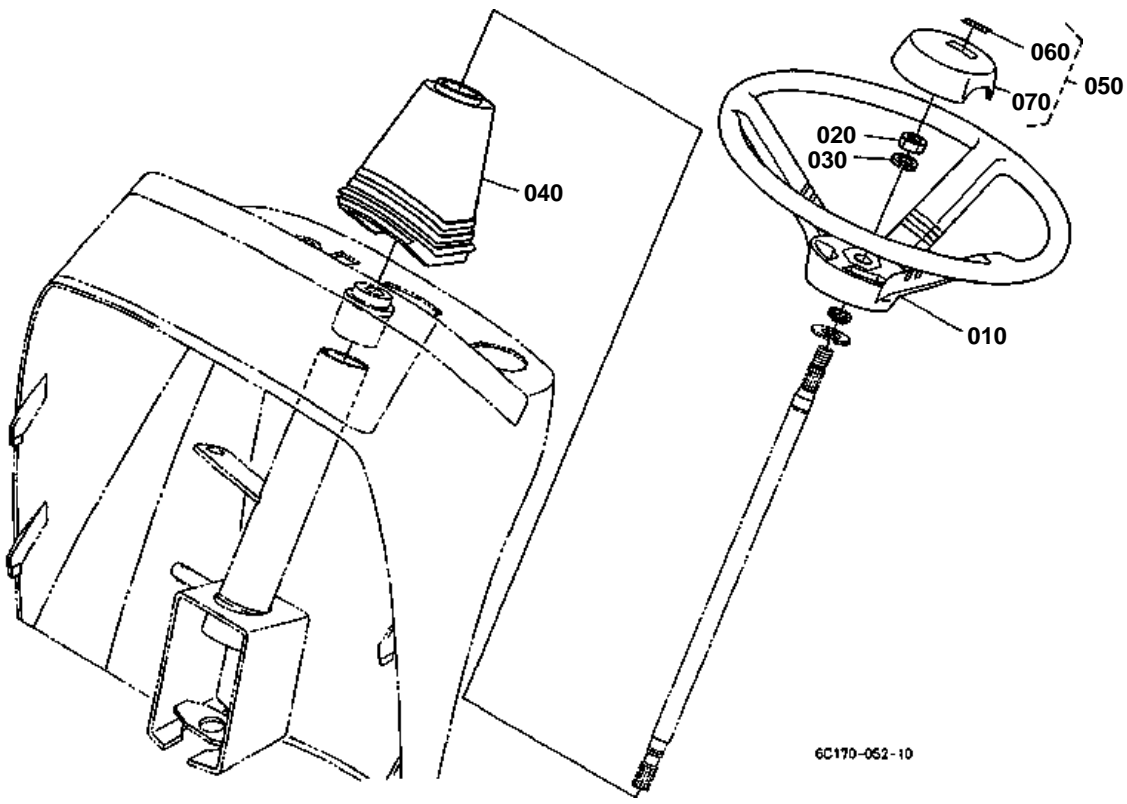


**TIE ROD [2WD]**

↔ Interchangeable; ≠ not interchangeable; ← new for old; → old for new

REF.No	Part No.	Description	Q'ty	S.No.	I/C	REMARKS	Weight (kgf)	Weight (lb)
010	67810-56502	ASSY ROD TIE	1				2.14	4.708
020	67810-56512	ROD TIE	1				1.5	3.3
030	38440-44790	ASSY END TIE ROD LH	1				0.32	0.704
040	38240-12650	COVER DUST	1				0.01	0.022
050	38240-12660	CLIP	1				0.005	0.011
060	05511-50325	PIN SPLIT	1				0.002	0.0044
070	38240-12830	NUT	1				0.008	0.0176
080	38440-44780	ASSY END TIE ROD RH	1				0.322	0.7084
090	38240-12650	COVER DUST	1				0.01	0.022
100	38240-12660	CLIP	1				0.005	0.011
110	05511-50325	PIN SPLIT	1				0.002	0.0044
120	38240-12830	NUT	1				0.008	0.0176
130	32240-12280	NUT	1				0.017	0.0374
140	02174-50160	NUT	1				0.022	0.0484

STEERING HANDLE



6C170-052-10

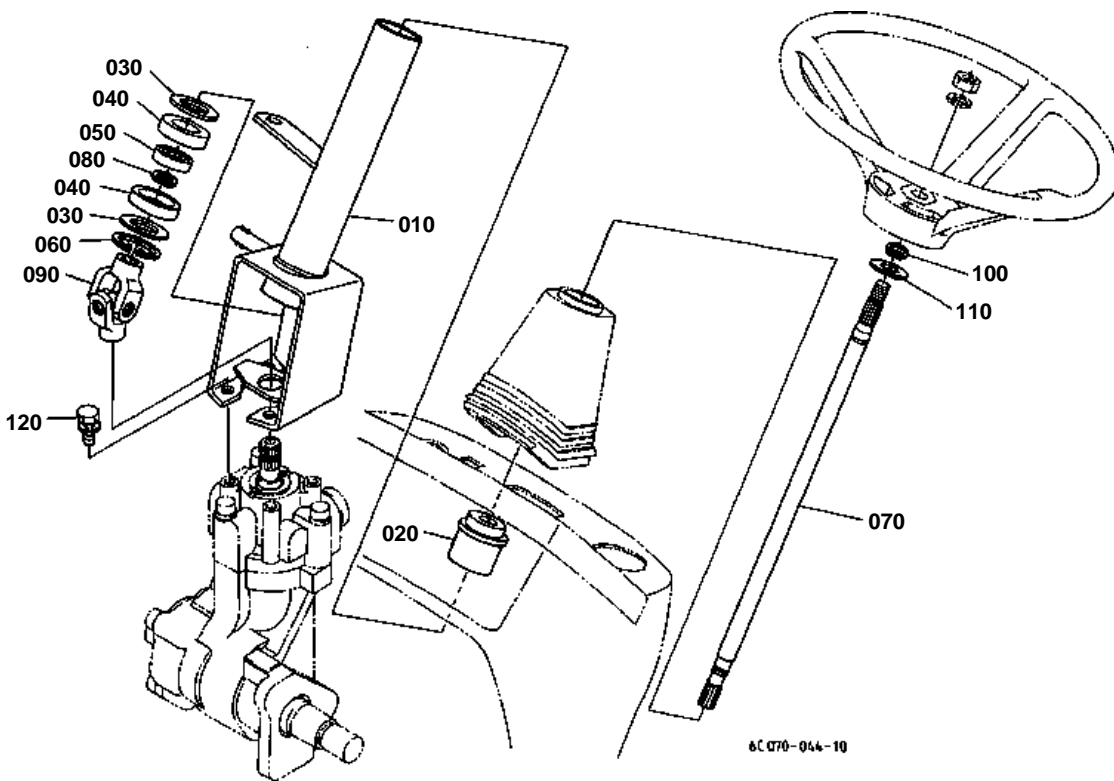


STEERING HANDLE

↔ Interchangeable; ≠ not interchangeable; ← new for old; → old for new

REF.No	Part No.	Description	Q'ty	S.No.	I/C	REMARKS	Weight (kgf)	Weight (lb)
010	6C040-41410	WHEEL STEERING	1				1.41	3.102
020	02174-50120	NUT	1				0.01	0.022
030	04512-60120	WASHER SPRING	1				0.005	0.011
040	6C070-53550	BOOT STEERING	1				0.093	0.2046
050	6C040-41420	ASSY PAD	1				0.041	0.0902
060	6C040-41430	PAD STEERING	1				0.039	0.0858
070	6C040-41440	MARK STEERING	1				0.001	0.0022

STEERING POST



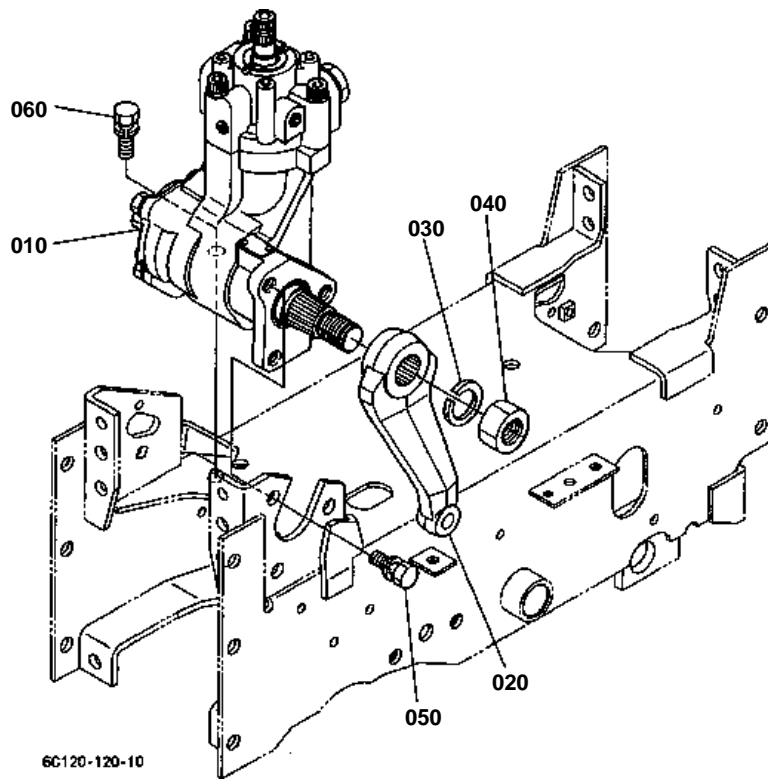


STEERING POST

↔ Interchangeable; ≠ not interchangeable; ← new for old; → old for new

REF.No	Part No.	Description	Q'ty	S.No.	I/C	REMARKS	Weight (kgf)	Weight (lb)
010	6C070-41320	POST STEERING	1				1.57	3.454
020	6C040-41510	BUSH	1				0.035	0.077
030	6C040-41390	COLLAR	2				0.007	0.0154
040	6C040-41523	COVER BEARING	2				0.007	0.0154
050	08121-06002	BEARING BALL	1				0.03	0.066
060	04611-00420	CIR CLIP INTERNAL	1				0.006	0.0132
070	6C070-41340	SHAFT STEERING	1				0.5	1.1
080	04612-00150	CIR CLIP EXTERNAL	1				0.001	0.0022
090	6C042-41330	JOINT UNIVERSAL	1				0.27	0.594
100	04612-00160	CIR CLIP EXTERNAL	1				0.001	0.0022
110	04013-60160	WASHER PLAIN	1				0.01	0.022
120	01123-50820	BOLT	4				0.011	0.0242

HYDRAULIC PUMP(PS)



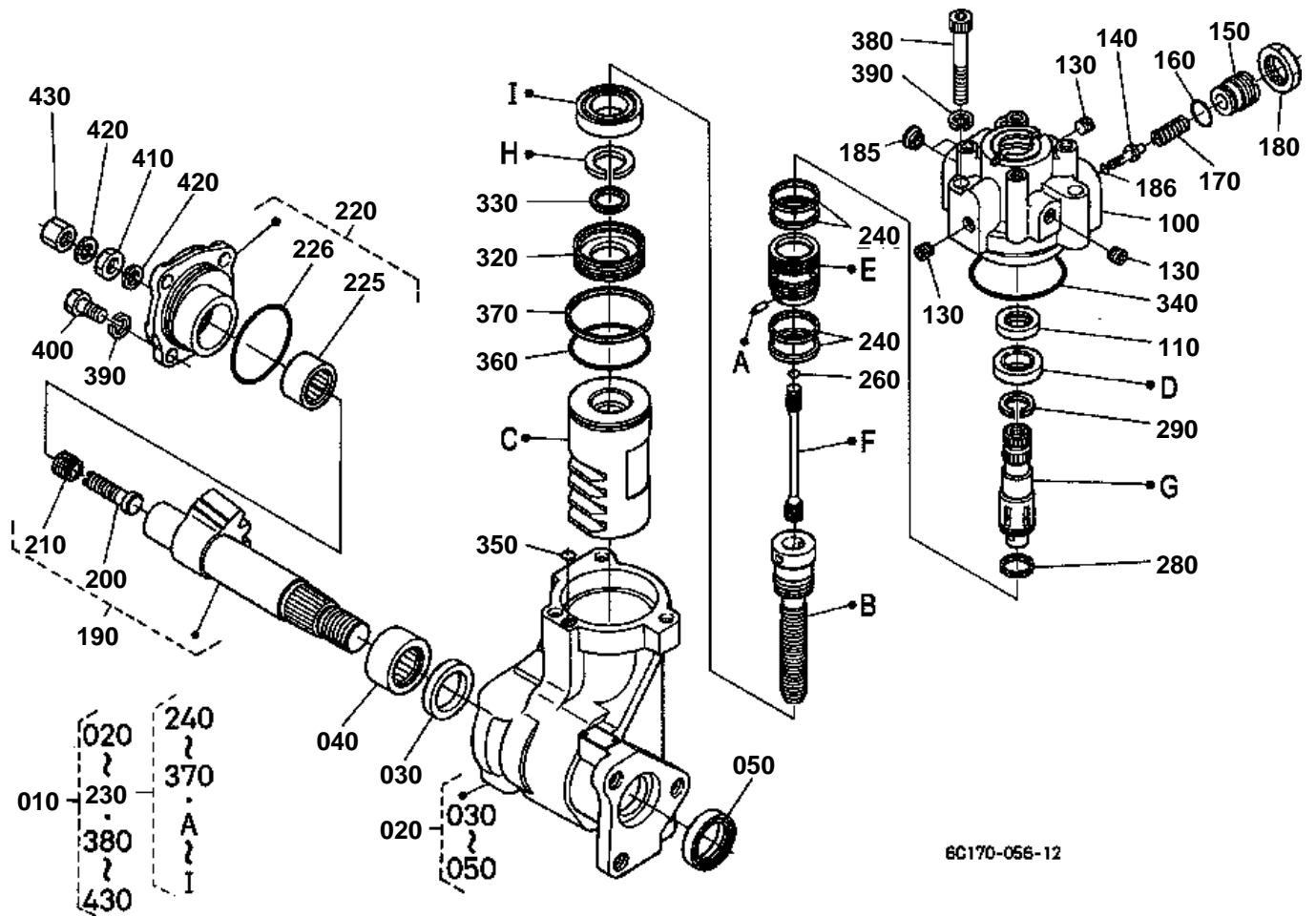


HYDRAULIC PUMP(PS)

↔ Interchangeable; ≠ not interchangeable; ← new for old; → old for new

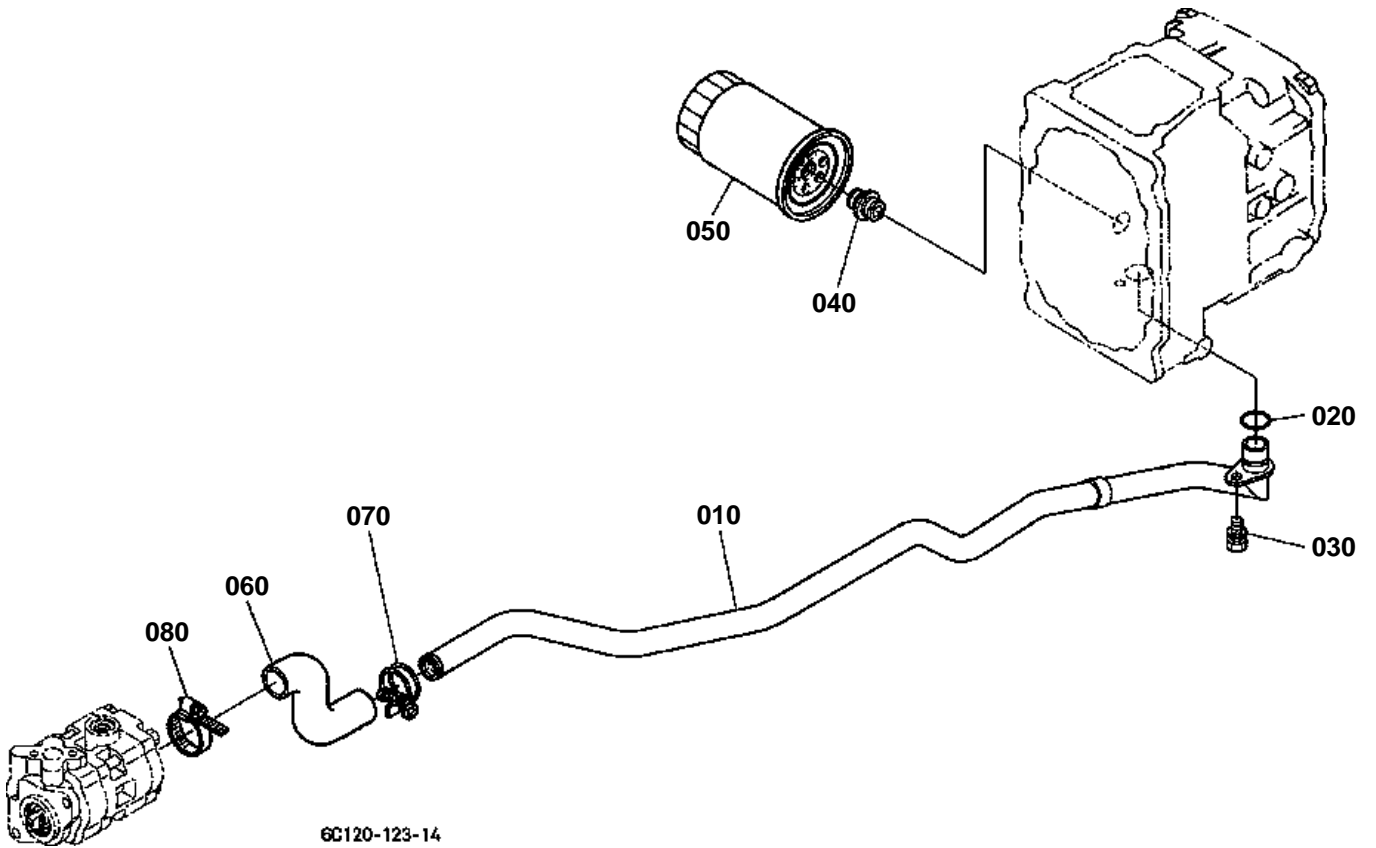
REF.No	Part No.	Description	Q'ty	S.No.	I/C	REMARKS	Weight (kgf)	Weight (lb)
010	6C070-41102	ASSY STEERING POWER	1	≤10113			0	0
010	6C070-41104	ASSY STEERING POWER	1	≥10114	←		0	0
010	6C070-41105	ASSY STEERING POWER	1	≥10124	←		11.1	24.42
020	6C140-41213	ARM PITMAN	1				0.8	1.76
030	04512-60220	WASHER SPRING	1				0.025	0.055
040	02176-50220	NUT	1				0.058	0.1276
050	01133-51230	BOLT	3				0.04	0.088
060	01133-51235	BOLT	2				0.043	0.0946

HYDRAULIC PUMP(PS) [COMPONENT PARTS]

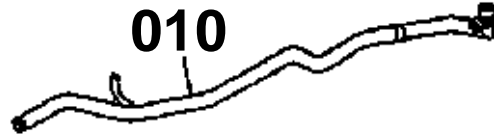


↔ Interchangeable; ≠ not interchangeable; ← new for old; → old for new

REF.No	Part No.	Description	Q'ty	S.No.	I/C	REMARKS	Weight (kgf)	Weight (lb)
010	6C070-41102	ASSY STEERING POWER	1	≤10113			0	0
010	6C070-41104	ASSY STEERING POWER	1	≥10114	←		0	0
010	6C070-41105	ASSY STEERING POWER	1	≥10124	←		11.1	24.42
020	6C070-92000	ASSY CASE GEAR	1	≤10123			5.23	11.506
020	6C070-92302	ASSY SHAFT PISTON	1	≥10124	≠		2.57	5.654
030	35270-16140	GASKET	1				0.005	0.011
040	31351-66130	BEARING NEEDLE	1				0.03	0.066
050	35270-16150	SEAL OIL	1				0.015	0.033
060	99999-99999	BLANK	0				0	0
070	99999-99999	BLANK	0				0	0
080	99999-99999	BLANK	0				0	0
090	99999-99999	BLANK	0				0	0
100	6C070-92210	VALVE HOUSING	1	≤10113			0	0
100	6C070-92213	VALVE HOUSING	1	≥10114	←		0.82	1.804
100	6C070-92214	VALVE HOUSING	1	≥10124	≠		0.83	1.826
110	6A100-92220	SEAL OIL	1				0.006	0.0132
120	99999-99999	BLANK	0				0	0
130	T0430-37090	PLUG	3				0.003	0.0066
140	6C070-92230	POPPET	1				0.005	0.011
150	31351-66370	SCREW ADJUSTING	1				0.047	0.1034
160	31351-66390	O RING	1				0.001	0.0022
170	38430-66380	SPRING	1				0.015	0.033
180	31351-66380	NUT	1				0.022	0.0484
185	6C042-41540	FERRULE	2				0.004	0.0088
186	6C070-92240	O RING	1				0.001	0.0022
190	32721-92300	ASSY SHAFT SECTOR	1				1.3	2.86
200	35270-16620	SCREW ADJUSTING	1				0.028	0.0616
210	35270-16630	BOLT	1				0.011	0.0242
220	6A320-92350	ASSY COVER SIDE	1				0.73	1.606
225	35270-16420	BEARING NEEDLE	1				0.045	0.099
226	04810-50600	O RING	1				0.002	0.0044
230	6C070-92300	ASSY SHAFT PISTON	1				2.59	5.698
240	6A100-92510	SEAL	4				0.002	0.0044
250	99999-99999	BLANK	0				0	0
260	04811-10060	O RING	1				0.001	0.0022
270	99999-99999	BLANK	0				0	0
280	6A100-92540	SQUARE RING	1				0.001	0.0022
290	6A100-92550	RING SNAP	1				0.002	0.0044
300	99999-99999	BLANK	0				0	0
310	99999-99999	BLANK	0				0	0
320	T0430-37160	PLUG	1	≤10123			0.1	0.22
320	6A600-92030	PLUG	1	≥10124	≠		0.09	0.198
330	T0430-37170	SEAL	1				0.001	0.0022
340	04811-50650	O RING	1				0.002	0.0044
350	04810-00060	O RING	1				0	0
350	04817-00060	O RING	1				0.002	0.0044
360	04811-50500	O RING	1	≤10123	←		0	0
360	04810-50500	O RING	1	≥10124	≠		0	0
360	04817-50500	O RING	1		←		0.003	0.0066
370	31351-66280	RING	1				0.002	0.0044
380	6C042-41850	BOLT	3				0.05	0.11
390	04512-60100	WASHER SPRING	7				0.002	0.0044
400	35270-16650	BOLT	4				0.02	0.044
410	66363-41250	NUT	1				0.01	0.022
420	35270-16690	GASKET	2				0.001	0.0022
430	35270-16700	NUT	1				0.11	0.242



010 6C140-3911-2



6C132-801-10

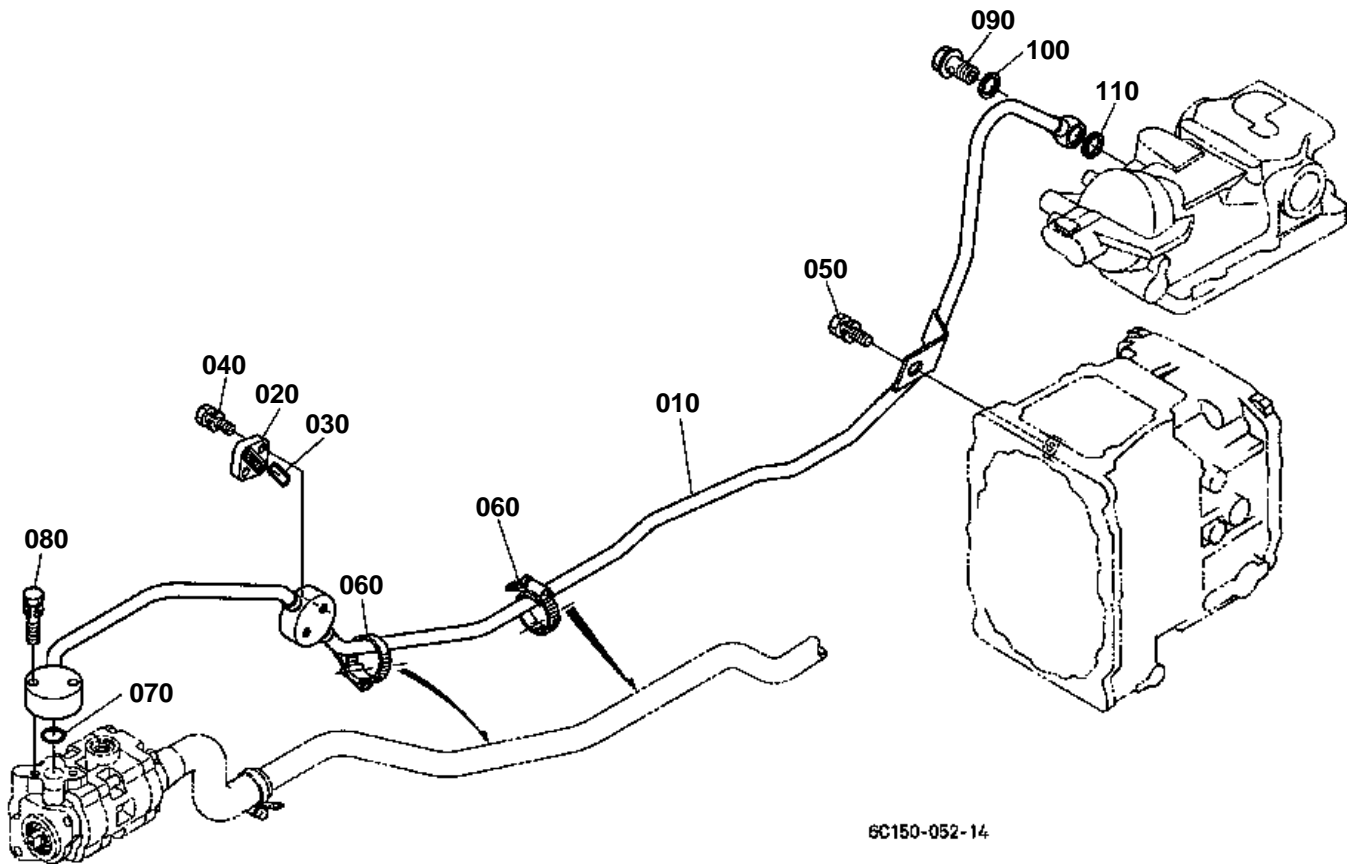


HYDRAULIC OIL LINE(SUCTION)

↔ Interchangeable; ≠ not interchangeable; ← new for old; → old for new

REF.No	Part No.	Description	Q'ty	S.No.	I/C	REMARKS	Weight (kgf)	Weight (lb)
010	6C140-39110	PIPE SUCTION	1	≤10071			0	0
010	6C140-39112	PIPE SUCTION	1	≥10072	←		0.62	1.364
010	6C110-39113	PIPE SUCTION	1	≥10138	≠		0.62	1.364
020	04816-00200	O RING	1				0.003	0.0066
020	04816-00200	O RING	1		←		0.003	0.0066
030	01123-50818	BOLT	1				0.012	0.0264
040	38240-37780	JOINT SCREW	1				0.03	0.066
050	67955-37710	CARTRIDGE OIL FILTER	1				0.39	0.858
060	6C140-39150	HOSE INLET	1				0.09	0.198
070	67980-58640	CLAMP HOSE	1				0.02	0.044
080	67955-36230	CLAMP	1				0.023	0.0506

HYDRAULIC OIL LINE(DELIVERY)



6C150-052-14

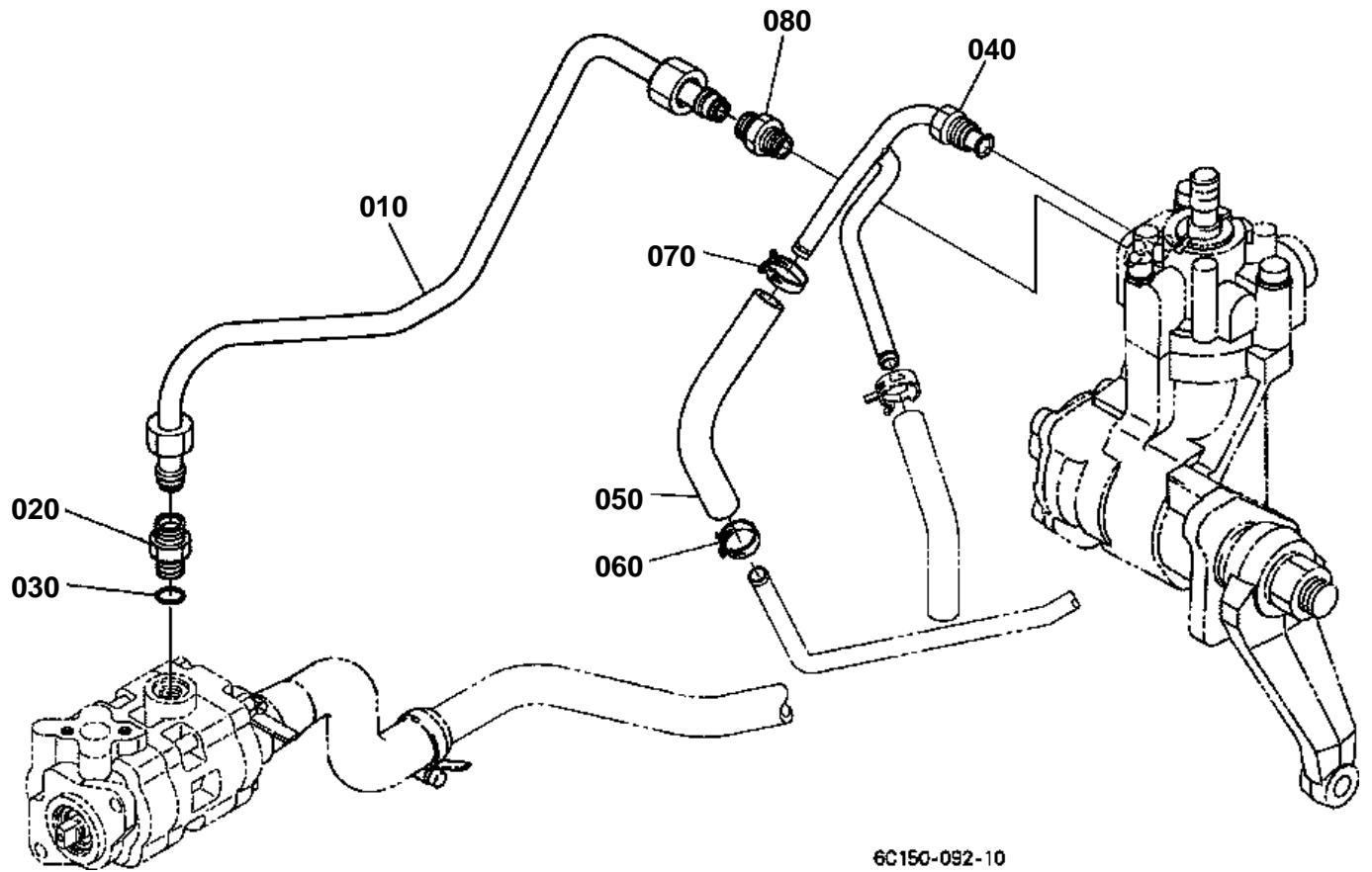


HYDRAULIC OIL LINE(DELIVERY)

↔ Interchangeable; ≠ not interchangeable; ← new for old; → old for new

REF.No	Part No.	Description	Q'ty	S.No.	I/C	REMARKS	Weight (kgf)	Weight (lb)
010	6C140-39210	PIPE DELIVERY	1	≤10085			1.03	2.266
010	6C140-39213	PIPE DELIVERY	1	≥10086	≠		1.03	2.266
020	6C040-36620	CAP	1				0.022	0.0484
030	37410-36630	O RING	1				0.001	0.0022
040	01123-50830	BOLT	2				0.015	0.033
050	01125-51022	BOLT	1	≤10085			0.25	0.55
050	01125-50818	BOLT	1	≥10086	≠		0.015	0.033
060	67955-36230	CLAMP	2				0.023	0.0506
070	04816-00200	O RING	1				0.003	0.0066
070	04817-00200	O RING	1		←		0.011	0.0242
080	01123-50840	BOLT	2				0.018	0.0396
090	6C070-39290	BOLT JOINT	1				0.05	0.11
100	14102-53620	GASKET	1				0.003	0.0066
110	67111-37180	GASKET	1				0.003	0.0066

HYDRAULIC OIL LINE(STEERING)

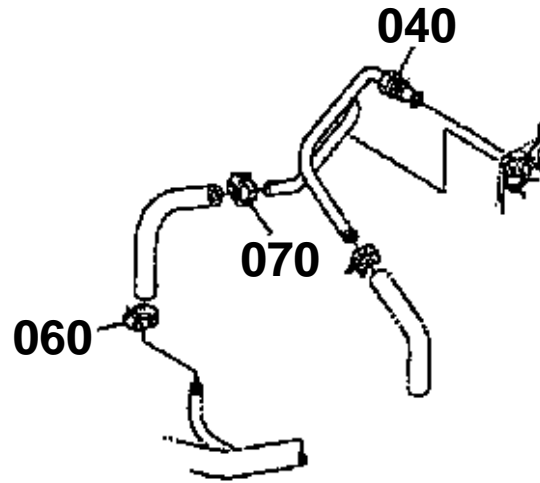


HYDRAULIC OIL LINE(STEERING)

040 6C140-3931-3

060 6C050-5875-0

070 6C050-5875-0



6C150-805-10

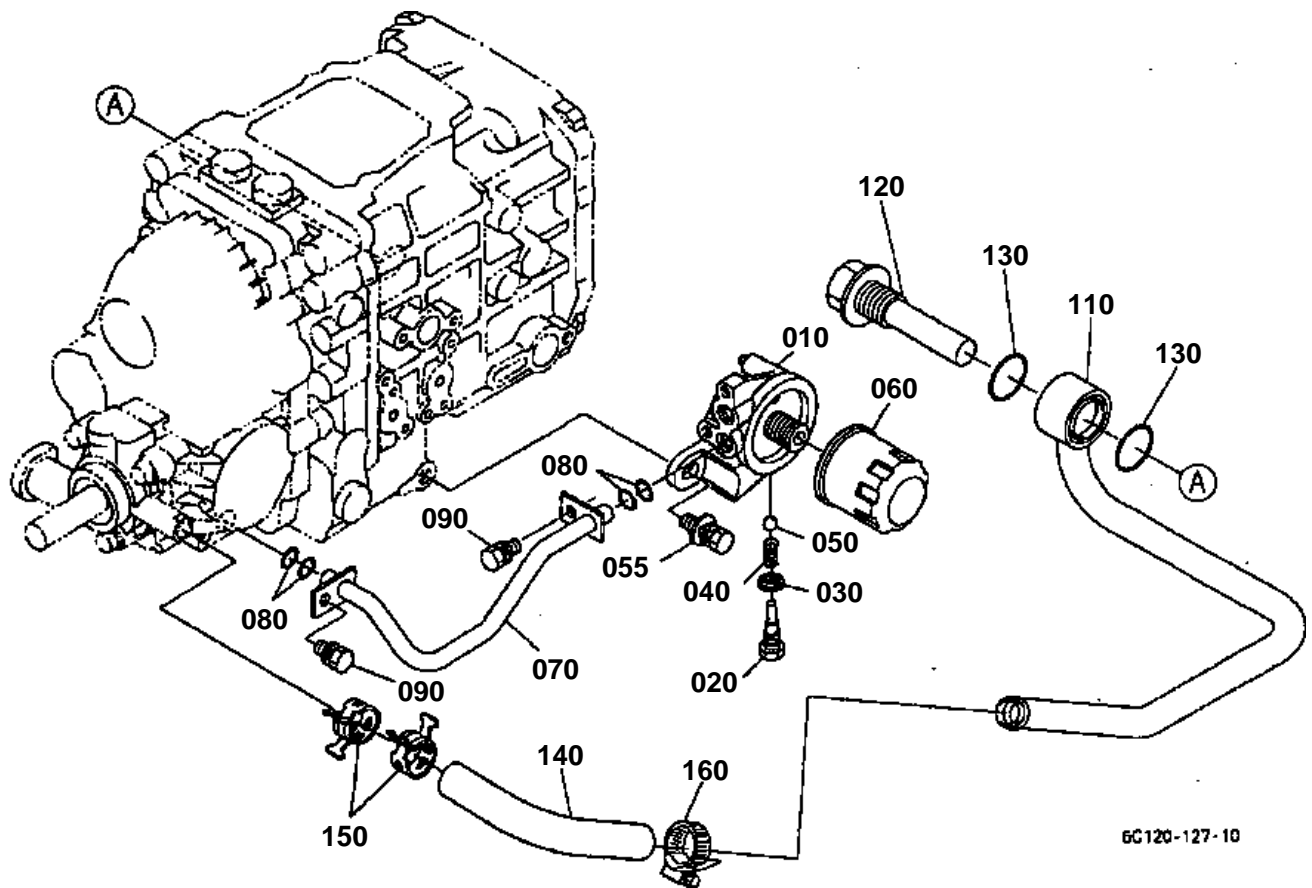


HYDRAULIC OIL LINE(STEERING)

↔ Interchangeable; ≠ not interchangeable; ← new for old; → old for new

REF.No	Part No.	Description	Q'ty	S.No.	I/C	REMARKS	Weight (kgf)	Weight (lb)
010	6C140-39220	PIPE DELIVERY	1				0.28	0.616
020	06012-51223	JOINT PIPE	1				0.04	0.088
030	04811-00110	O RING	1				0	0
030	04816-00110	O RING	1				0.001	0.0022
040	6C140-39313	PIPE	1	≤10137	←		0.1	0.22
040	6C150-39310	PIPE	1	≥10138	≠		0.084	0.1848
050	6C140-39330	HOSE	1				0.032	0.0704
060	6C050-58750	CLAMP HOSE	1				0.02	0.044
060	6A600-39330	CLAMP HOSE	1		↔		0.006	0.0132
070	6C050-58750	CLAMP HOSE	1				0.02	0.044
070	6A600-39330	CLAMP HOSE	1		↔		0.006	0.0132
080	6C070-39430	JOINT PIPE	1				0.038	0.0836

HYDRAULIC OIL LINE (HST)

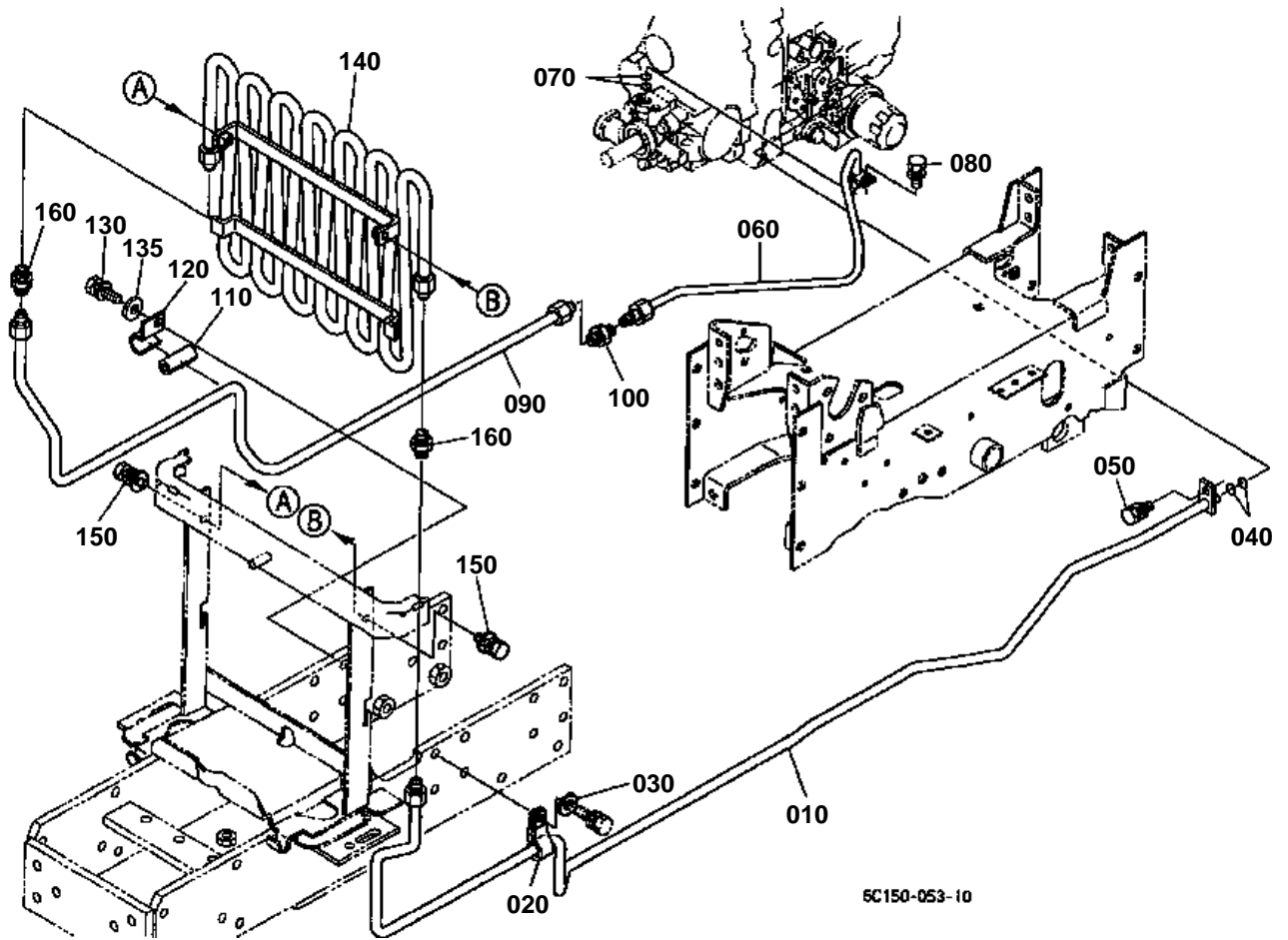


**HYDRAULIC OIL LINE (HST)**

↔ Interchangeable; ≠ not interchangeable; ← new for old; → old for new

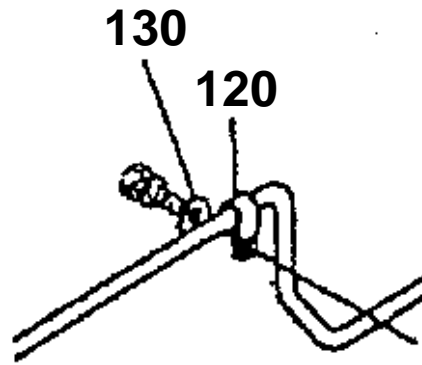
REF.No	Part No.	Description	Q'ty	S.No.	I/C	REMARKS	Weight (kgf)	Weight (lb)
010	6C050-39333	BRACKET FILTER	1				0.19	0.418
020	6C050-39382	BOLT	1				0.03	0.066
030	04717-01200	WASHER WITH RUBBER	1				0.002	0.0044
040	16851-36950	SPRING	1				0.02	0.044
050	07715-01605	BALL	1				0.003	0.0066
055	01125-51030	BOLT	1				0.03	0.066
060	66021-36060	CARTRIDGE OIL FILTER	1				0.39	0.858
070	6C150-39340	PIPE	1				0.115	0.253
080	04816-00120	O RING	4				0.001	0.0022
080	04816-00120	O RING	4		←		0.001	0.0022
090	01123-60816	BOLT	2				0.01	0.022
100	99999-99999	BLANK	0				0	0
110	6C150-39120	PIPE	1	≤=10084			0	0
110	6C150-39122	PIPE	1	≥=10086	←		0.45	0.99
120	66021-36390	FILTER OIL	1				0.185	0.407
130	04811-10300	O RING	2				0.001	0.0022
140	32721-39130	HOSE	1				0.049	0.1078
150	32721-39160	CLAMP HOSE	2				0.005	0.011
160	67955-36230	CLAMP	1				0.023	0.0506

HYDRAULIC OIL LINE (OIL COOLER)



120 6C050-3941-0

130 04013-50100



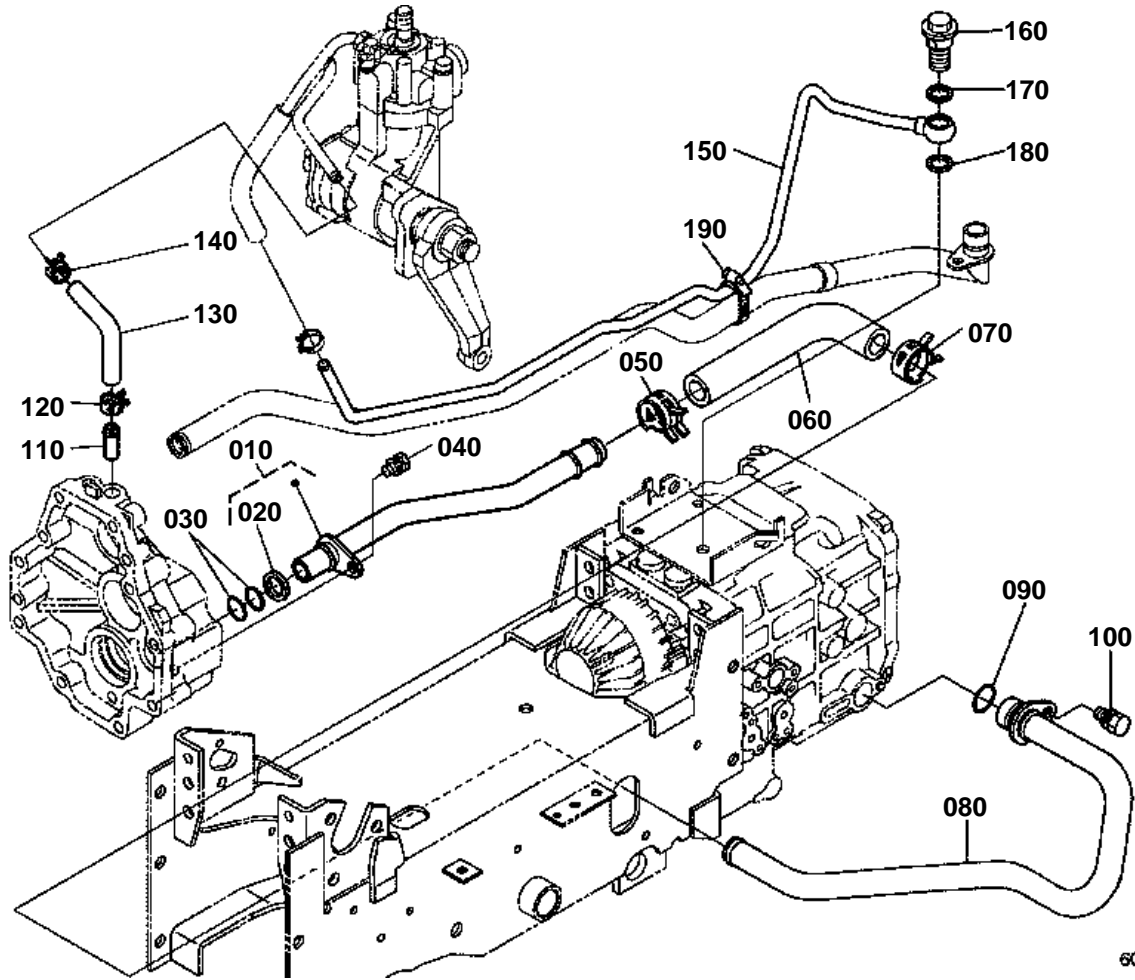
6C120-801-11

**HYDRAULIC OIL LINE (OIL COOLER)**

↔ Interchangeable; ≠ not interchangeable; ← new for old; → old for new

REF.No	Part No.	Description	Q'ty	S.No.	I/C	REMARKS	Weight (kgf)	Weight (lb)
010	6C150-39320	PIPE RETURN	1				0.55	1.21
020	6C050-39410	CLAMP PIPE	1				0.013	0.0286
030	04013-60100	WASHER PLAIN	1				0.003	0.0066
040	04816-00120	O RING	2				0.001	0.0022
040	04816-00120	O RING	2		←		0.001	0.0022
050	01123-60816	BOLT	1				0.01	0.022
060	6C150-39350	PIPE	1				0.2	0.44
070	04816-00120	O RING	2				0.001	0.0022
070	04816-00120	O RING	2		←		0.001	0.0022
080	01123-60816	BOLT	1				0.01	0.022
090	6C150-39360	PIPE	1				0.38	0.836
100	06013-51203	JOINT PIPE	1				0.035	0.077
110	6C140-39250	CUSHION	1				0.014	0.0308
120	6C050-39410	CLAMP PIPE	1	≤10029			0.013	0.0286
120	6C140-39240	CLAMP	1	≥10030	≠		0.065	0.143
130	04013-60100	WASHER PLAIN	1	≤10029			0.003	0.0066
130	01133-51030	BOLT	1	≥10030	≠		0.025	0.055
135	04013-60100	WASHER PLAIN	1	≥10030			0.003	0.0066
140	6C150-58710	PIPE COOLER	1				1.7	3.74
150	01125-60816	BOLT	2	≤10071			0.01	0.022
150	01125-50818	BOLT	2	≥10072	≠		0.015	0.033
160	06013-51203	JOINT PIPE	2				0.035	0.077

HYDRAULIC OIL LINE (F/M)



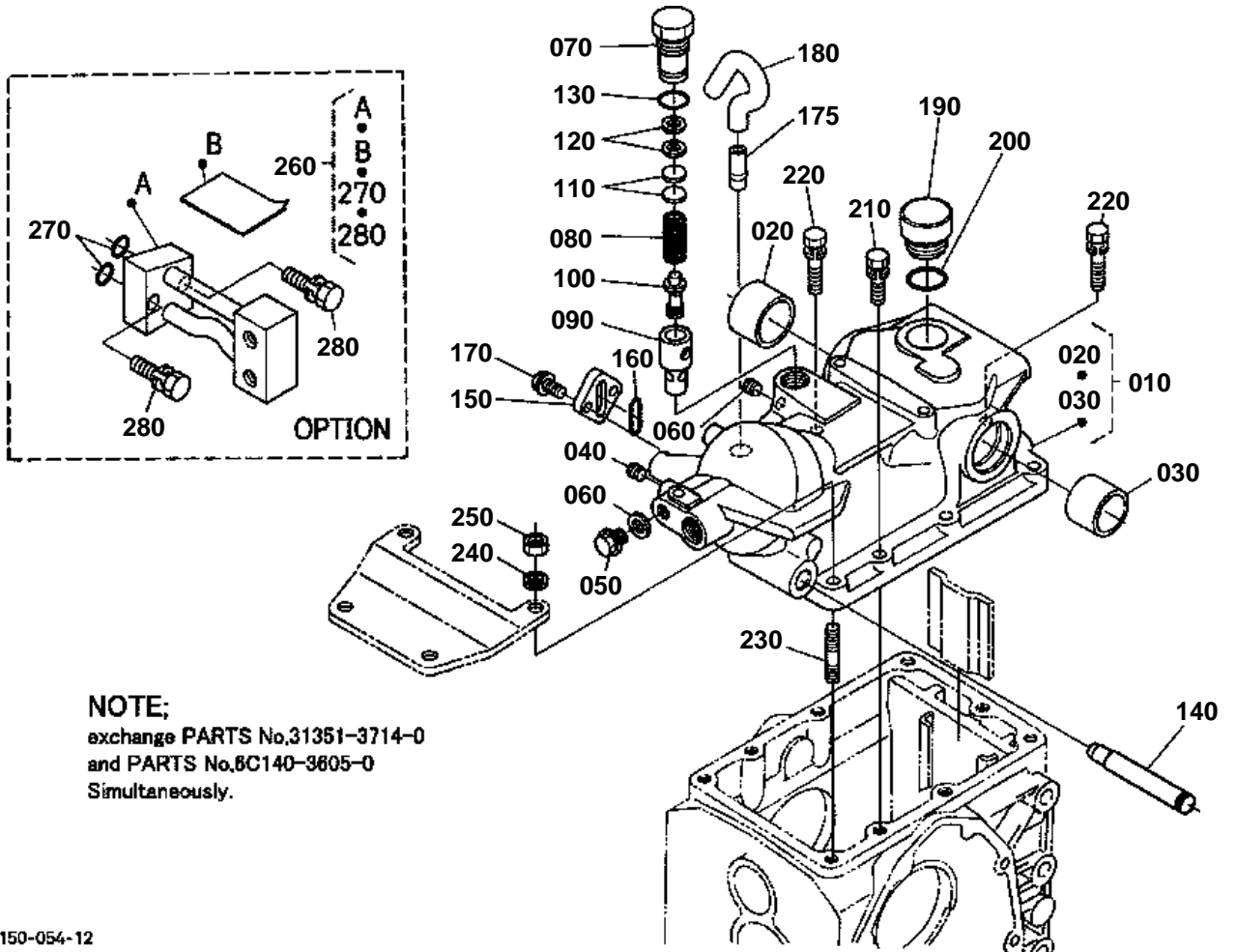
6C120-131-12



HYDRAULIC OIL LINE (F/M)

↔ Interchangeable; ≠ not interchangeable; ← new for old; → old for new

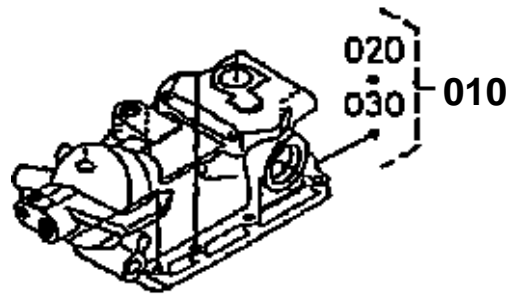
REF.No	Part No.	Description	Q'ty	S.No.	I/C	REMARKS	Weight (kgf)	Weight (lb)
010	6C150-13150	PIPE	1				0.13	0.286
020	6C040-13160	RING	1				0.001	0.0022
030	04811-06170	O RING	2				0	0
030	04816-06170	O RING	2		←		0.005	0.011
040	01133-51018	BOLT	1				0.018	0.0396
050	09318-88230	CLAMP HOSE	1				0.008	0.0176
060	6C070-13190	HOSE HYDRAULIC	1				0.07	0.154
070	09318-88230	CLAMP HOSE	1				0.008	0.0176
080	6C070-13160	PIPE	1				0.27	0.594
090	04816-00200	O RING	1				0.003	0.0066
090	04816-00200	O RING	1		←		0.003	0.0066
100	01123-60816	BOLT	1				0.01	0.022
110	6C140-13190	JOINT	1				0.008	0.0176
120	09318-88125	CLAMP HOSE	1				0.001	0.0022
130	6C050-13140	HOSE HYDRAULIC	1				0.013	0.0286
140	09318-88125	CLAMP HOSE	1				0.001	0.0022
150	6C150-13172	PIPE	1	≥10138			0.25	0.55
160	6C070-39290	BOLT JOINT	1	≥10138			0.05	0.11
170	14102-53620	GASKET	1	≥10138			0.003	0.0066
180	67111-37180	GASKET	1	≥10138			0.003	0.0066
190	67955-36230	CLAMP	1	≥10138			0.023	0.0506



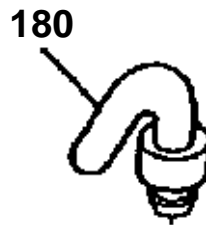
NOTE;
 exchange PARTS No.31351-3714-0
 and PARTS No.8C140-3605-0
 Simultaneously.

6C150-054-12

010 6C140-3603-0



180 6A100-3641-0



6C170-813-10

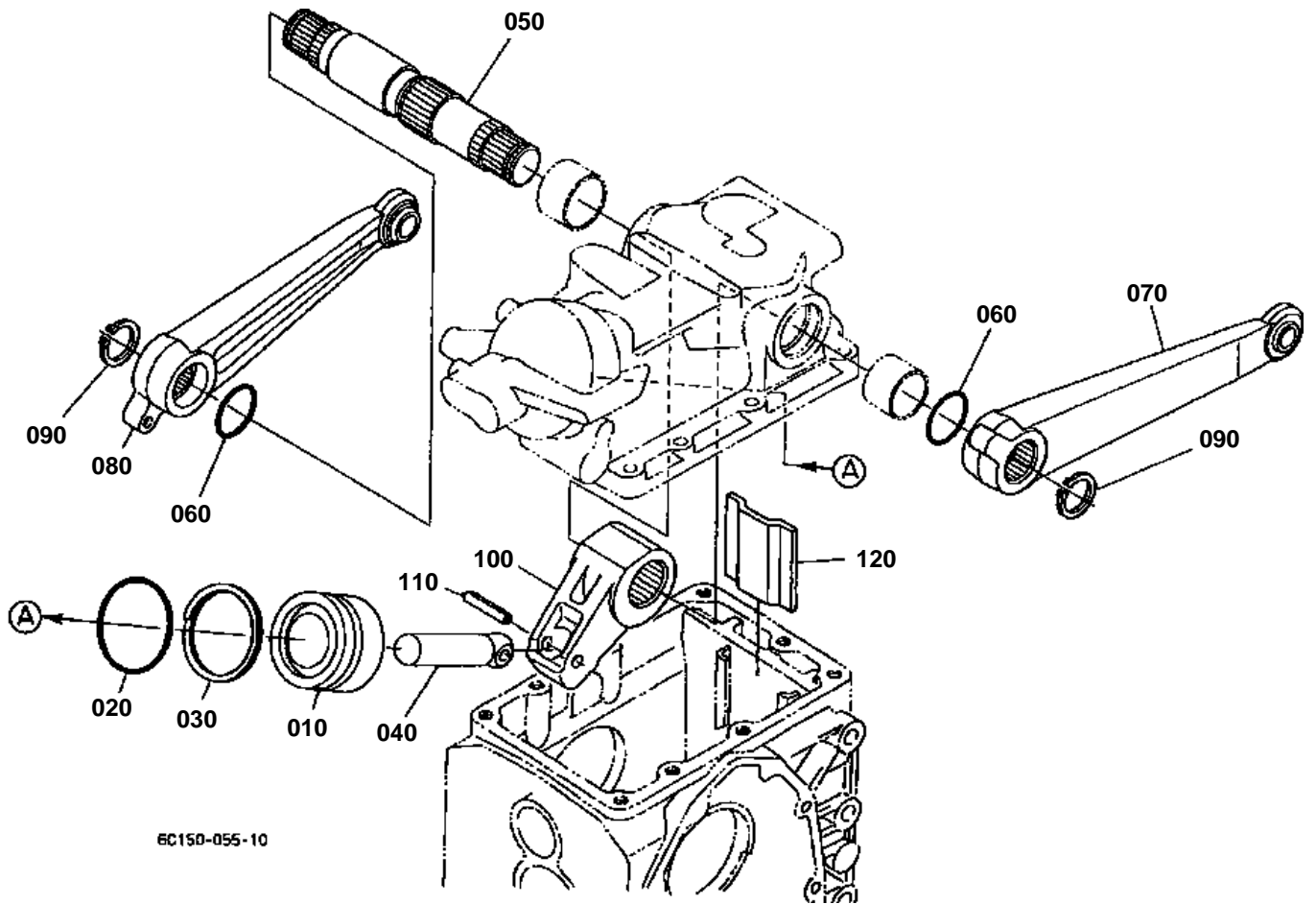


HYDRAULIC CYLINDER

↔ Interchangeable; ≠ not interchangeable; ← new for old; → old for new

REF.No	Part No.	Description	Q'ty	S.No.	I/C	REMARKS	Weight (kgf)	Weight (lb)
010	6C140-36030	ASSY CASE CYLINDER	1	<=10123		NOT SALE	0	0
010	6C140-36032	ASSY CASE CYLINDER	1	>=10124	←		11.4	25.08
020	6C040-36480	BUSH	1				0.02	0.044
030	6C040-36490	BUSH	1				0.05	0.11
040	32701-36150	PLUG	2				0.005	0.011
050	37150-36730	PLUG	1				0.03	0.066
060	37150-36720	GASKET	1				0.01	0.022
070	31351-37910	PLUG	1				0.06	0.132
080	31351-37920	SPRING RELIEF	1				0.02	0.044
090	31351-37930	SEAT RELIEF VALVE	1				0.02	0.044
100	31351-37940	POPPET	1				0.005	0.011
110	31351-37970	SHIM	2			0.10mm	0.001	0.0022
110	31351-37960	SHIM	2			0.20mm	0.001	0.0022
110	31351-37950	SHIM	5			0.40mm	0.001	0.0022
120	04013-60050	WASHER PLAIN	2				0.001	0.0022
130	04811-10160	O RING	1				0.001	0.0022
140	6C140-42670	SHAFT FULCRUM	1				0.2	0.44
150	6C040-36620	CAP	1				0.022	0.0484
160	37410-36630	O RING	1				0.001	0.0022
170	01754-50820	BOLT FLANGE	2				0.015	0.033
175	6C140-36050	JOINT BREATHER	1	>=10124			0.006	0.0132
180	6A100-36410	BREATHER	1	<=10123			0.006	0.0132
180	31351-37140	BREATHER	1	>=10124	←	SEE NOTE	0.01	0.022
190	6C040-36110	PLUG OIL FILLER	1				0.02	0.044
200	04811-00240	O RING	1				0	0
200	04816-00240	O RING	1		←		0.003	0.0066
210	01123-51035	BOLT	5				0.025	0.055
220	01123-51045	BOLT	2				0.032	0.0704
230	01555-51035	STUD	2				0.029	0.0638
240	04512-60100	WASHER SPRING	2				0.002	0.0044
250	02118-50100	NUT	2				0.005	0.011
260	6C040-95100	KIT COVER HYD.OUTLET	1			OPTION	0.455	1.001
270	04810-00070	O RING	2			OPTION	0	0
270	04817-00070	O RING	2		←	OPTION	0.001	0.0022
280	01123-50830	BOLT	2			OPTION	0.015	0.033

HYDRAULIC PISTON/LIFT ARM



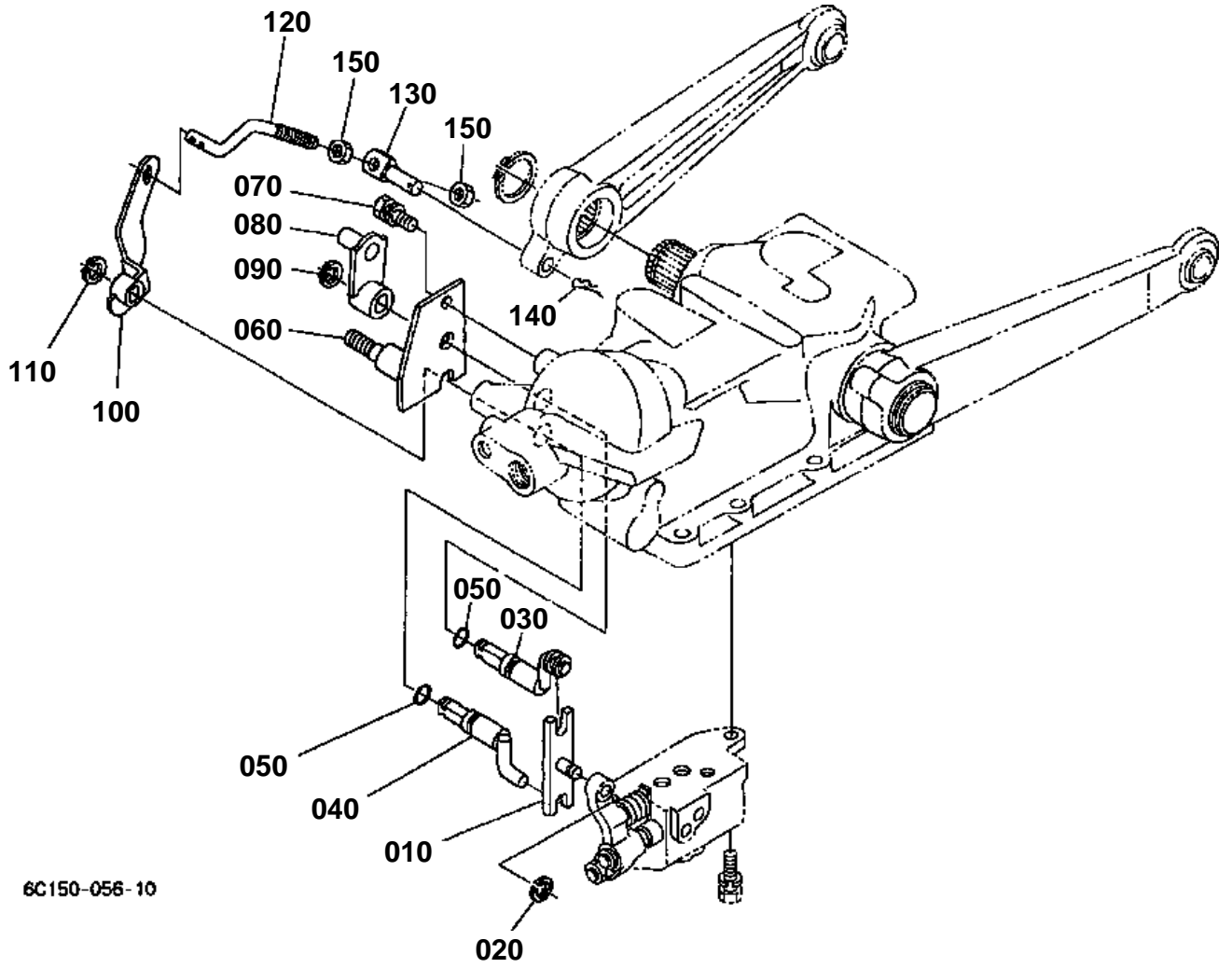


HYDRAULIC PISTON/LIFT ARM

↔ Interchangeable; ≠ not interchangeable; ← new for old; → old for new

REF.No	Part No.	Description	Q'ty	S.No.	I/C	REMARKS	Weight (kgf)	Weight (lb)
010	6C040-36410	PISTON HYD.	1				0.78	1.716
020	04811-00600	O RING	1				0.006	0.0132
030	67111-36720	RING BACK UP	1				0.005	0.011
040	6C040-36430	ROD HYD.PISTON	1				0.36	0.792
050	6C040-36470	SHAFT HYD.ARM	1				1.66	3.652
060	6C040-36550	O RING	2				0.003	0.0066
070	6C040-36510	ARM LIFT LH	1				1.88	4.136
080	6C040-36524	ARM LIFT RH	1				1.86	4.092
090	04612-00320	CIR CLIP EXTERNAL	2				0.004	0.0088
100	6C040-36450	ARM HYDRAULIC	1				0.99	2.178
110	05411-00640	PIN SPRING	1				0.006	0.0132
120	6C040-36750	STOPPER	1				0.222	0.4884

FEED BACK LEVER



6C150-056-10

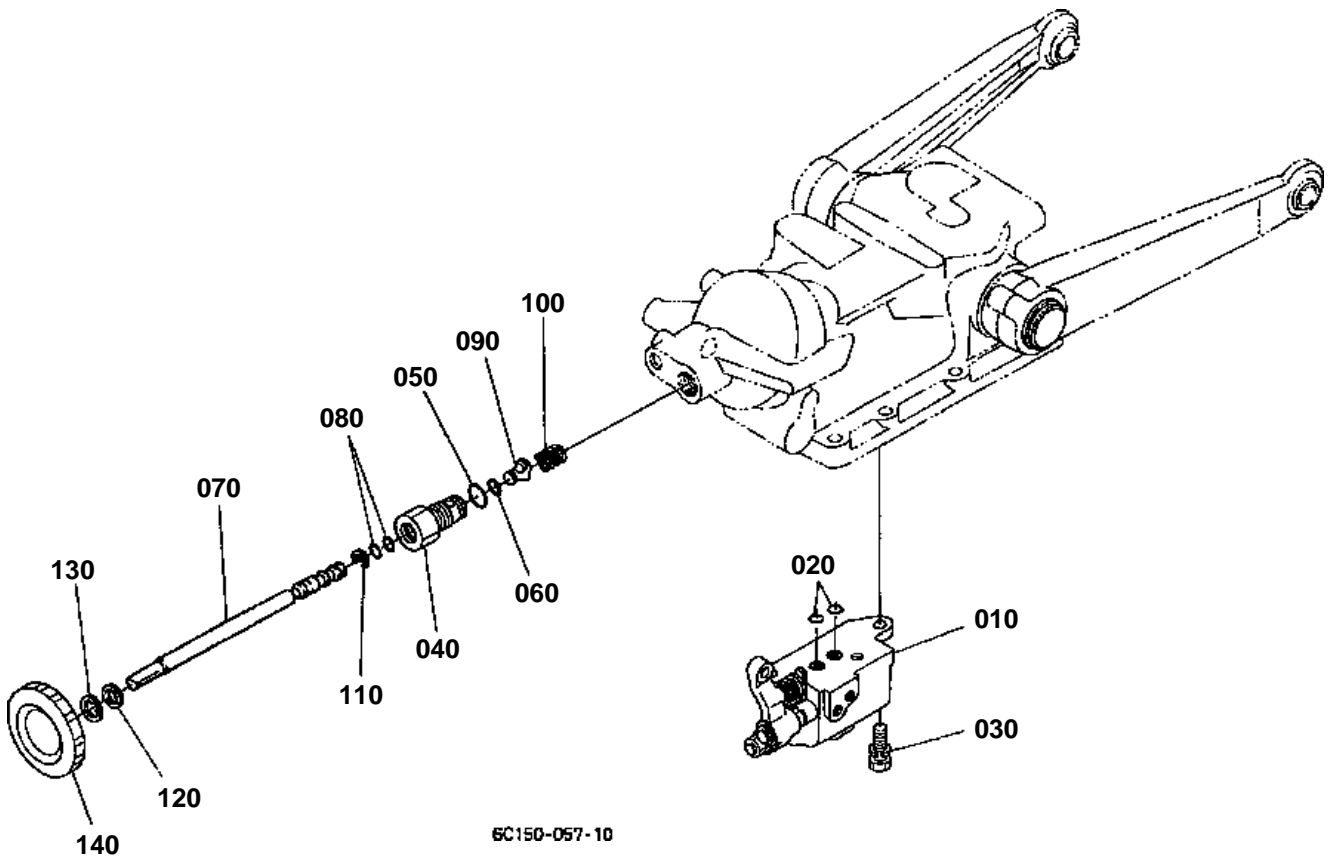


FEED BACK LEVER

↔ Interchangeable; ≠ not interchangeable; ← new for old; → old for new

REF.No	Part No.	Description	Q'ty	S.No.	I/C	REMARKS	Weight (kgf)	Weight (lb)
010	6C040-36940	LINK	1				0.05	0.11
020	04613-50060	CIR CLIP EXTERNAL	1				0.001	0.0022
030	6C040-36932	SHAFT CONTROL LEVER	1				0.03	0.066
040	6C040-36972	SHAFT FEED BACK	1				0.06	0.132
050	04811-00110	O RING	2				0	0
050	04816-00110	O RING	2		←		0.001	0.0022
060	6C040-36962	PLATE	1				0.14	0.308
070	01123-60816	BOLT	1				0.01	0.022
080	6C040-36993	ARM CONTROL LEVER	1				0.05	0.11
090	04612-00100	CIR CLIP EXTERNAL	1				0.001	0.0022
100	6C040-36950	ARM FEED BACK	1				0.092	0.2024
110	04612-00120	CIR CLIP EXTERNAL	1				0.001	0.0022
120	6C040-36230	ROD FEED BACK	1				0.045	0.099
130	6C040-36220	PIN FEED BACK	1				0.024	0.0528
140	05525-61000	PIN SNAP	1				0.002	0.0044
150	02112-50080	NUT	2				0.003	0.0066

CONTROL VALVE



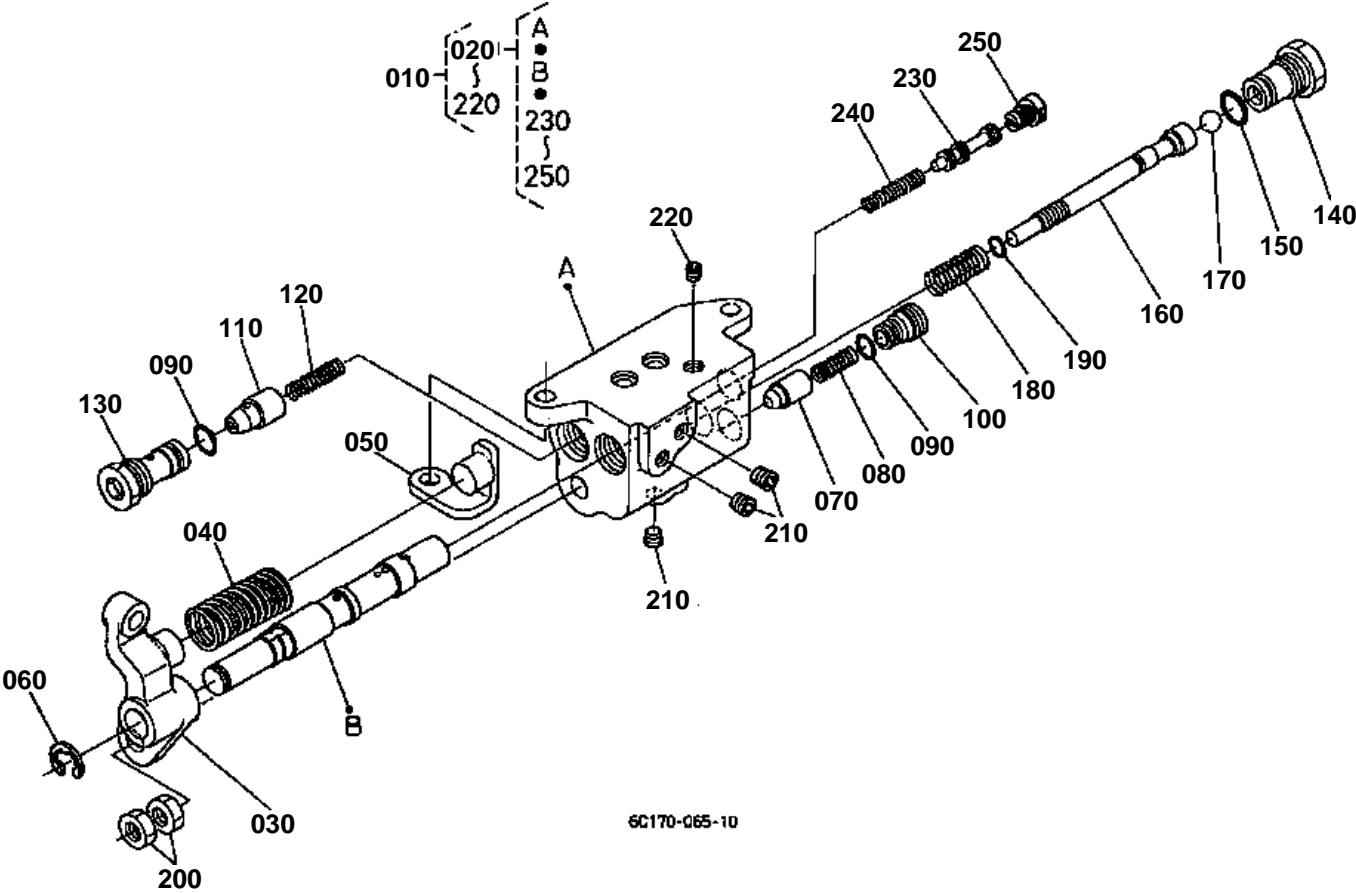


CONTROL VALVE

↔ Interchangeable; ≠ not interchangeable; ← new for old; → old for new

REF.No	Part No.	Description	Q'ty	S.No.	I/C	REMARKS	Weight (kgf)	Weight (lb)
010	6C070-36200	ASSY VALVE CONTROL	1	<=10029			0	0
010	6C070-36202	ASSY VALVE CONTROL	1	>=10030	←		1.36	2.992
020	04810-00100	O RING	2				0	0
020	04817-00100	O RING	2		←		0.001	0.0022
030	01123-50825	BOLT	2				0.013	0.0286
040	6C040-37210	BODY	1				0.077	0.1694
050	04816-00180	O RING	1				0.002	0.0044
050	04816-00180	O RING	1		←		0.002	0.0044
060	04811-06120	O RING	1				0	0
060	04816-06120	O RING	1		←		0.002	0.0044
070	6C040-37220	SHAFT HYD.ADJUST	1				0.11	0.242
080	04810-00080	O RING	2				0	0
080	04817-00080	O RING	2		←		0.001	0.0022
090	6C040-37250	POPPET	1				0.006	0.0132
100	6C040-37430	SPRING	1				0.002	0.0044
110	6C040-37410	STOPPER	1				0.002	0.0044
120	6C040-37420	COLLAR	1				0.001	0.0022
130	04611-00170	CIR CLIP INTERNAL	1				0.001	0.0022
140	37410-36643	GRIP	1				0.03	0.066

CONTROL VALVE [COMPONENT PARTS]



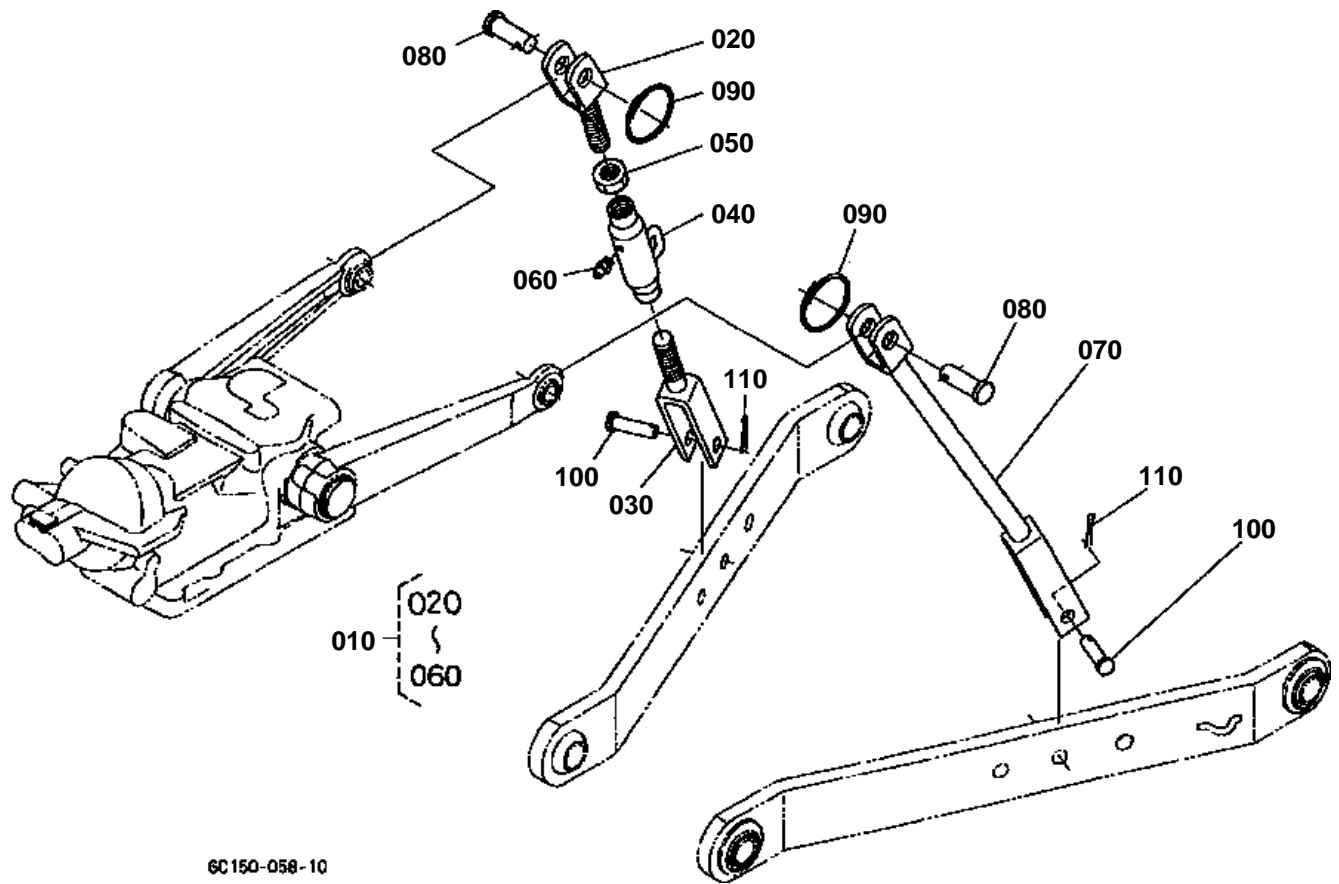


CONTROL VALVE [COMPONENT PARTS]

↔ Interchangeable; ≠ not interchangeable; ← new for old; → old for new

REF.No	Part No.	Description	Q'ty	S.No.	I/C	REMARKS	Weight (kgf)	Weight (lb)
010	6C070-36200	ASSY VALVE CONTROL	1	<=10029			0	0
010	6C070-36202	ASSY VALVE CONTROL	1	>=10030	←		1.36	2.992
020	6C070-36600	ASSY BODY-SPOOL	1				1.09	2.398
030	6C040-36652	LEVER	1				0.039	0.0858
040	6C040-36660	SPRING RETURN	1				0.01	0.022
050	6C040-36270	HOLDER SPRING	1				0.025	0.055
060	04613-50090	CIR CLIP EXTERNAL	1				0.001	0.0022
070	6C040-36670	POPPET	1				0.011	0.0242
080	6C040-36680	SPRING	1				0.001	0.0022
090	04810-00090	O RING	2				0	0
090	04817-00090	O RING	2		←		0.001	0.0022
100	6A100-36660	PLUG	1				0.015	0.033
110	48100-38320	POPPET	1				0.014	0.0308
120	48100-38330	SPRING	1				0.005	0.011
130	6A100-36670	PLUG	1				0.027	0.0594
140	6A100-36680	PLUG	1				0.042	0.0924
150	04810-06100	O RING	1				0	0
150	04817-06100	O RING	1		←		0.001	0.0022
160	6A100-36690	POPPET	1	<=10029			0.035	0.077
160	6C070-36690	POPPET	1	>=10030	←		0.037	0.0814
170	07715-00803	BALL	1				0.004	0.0088
180	6A100-36710	SPRING	1				0.01	0.022
190	04811-00050	O RING	1				0	0
190	04816-00050	O RING	1		←		0.001	0.0022
200	02052-50080	NUT	2	<=10029			0.004	0.0088
200	02112-50080	NUT	2	>=10030	≠		0.003	0.0066
210	32701-36150	PLUG	3				0.005	0.011
220	32420-67380	PLUG	1				0.005	0.011
230	6A100-36720	SPRING PLUNGER	1				0.005	0.011
240	6A100-36730	SPRING	1				0.02	0.044
250	6C070-36740	PLUG	1				0.006	0.0132

3-POINT LINKAGE 2(LIFT ROD)



6C150-058-10

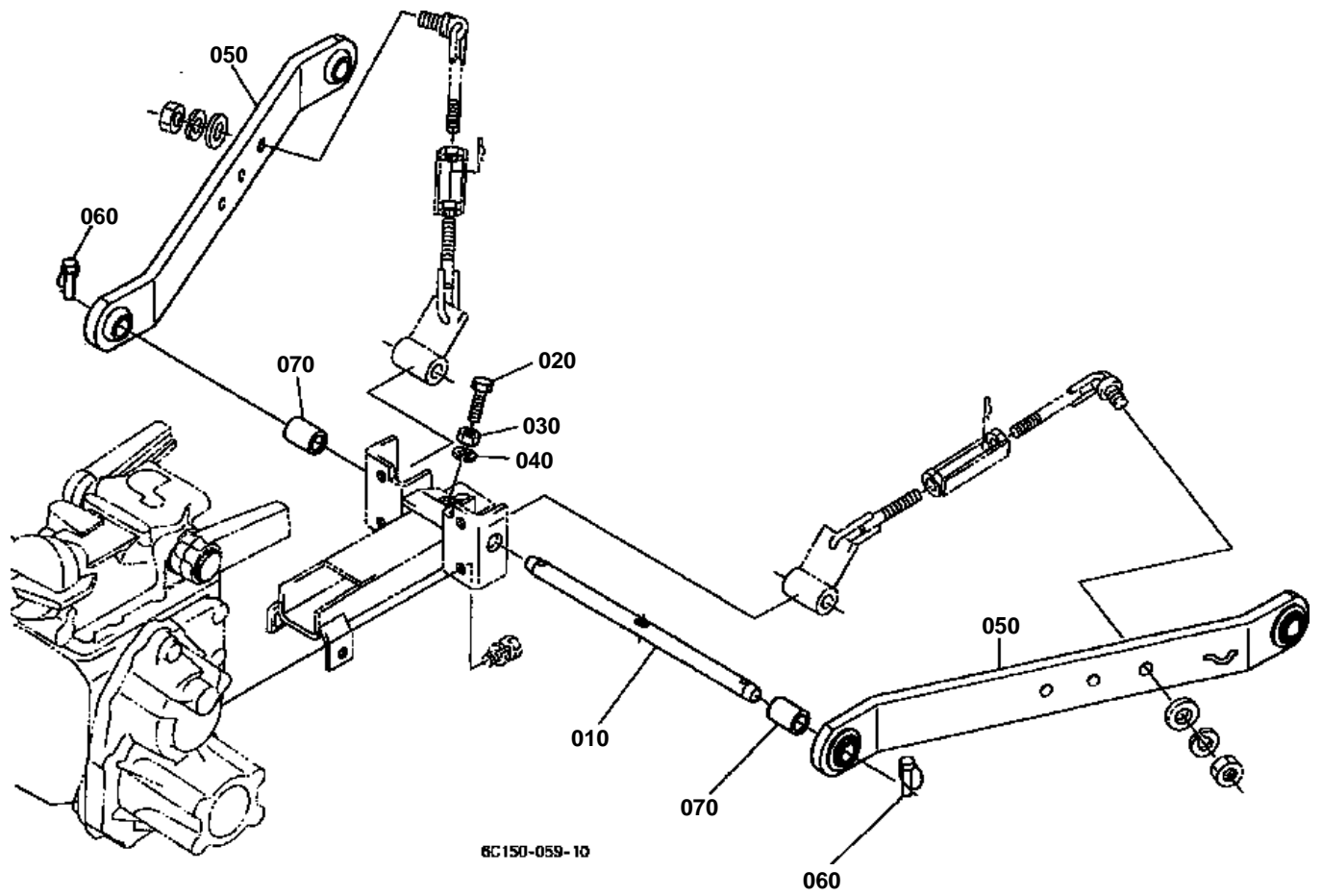


3-POINT LINKAGE 2(LIFT ROD)

↔ Interchangeable; ≠ not interchangeable; ← new for old; → old for new

REF.No	Part No.	Description	Q'ty	S.No.	I/C	REMARKS	Weight (kgf)	Weight (lb)
010	6C140-65200	ASSY ROD LIFT RH	1				1.45	3.19
020	6C040-65230	ROD LIFT UPPER RH	1				0.36	0.792
030	6C140-65240	ROD LIFT LOWER RH	1				0.62	1.364
040	6C070-65250	ROD LIFT MIDDLE	1				0.45	0.99
050	02172-50180	NUT	1				0.021	0.0462
060	06613-10675	NIPPLE GREASE	1				0.003	0.0066
070	6C140-65270	ROD LIFT LH	1				1.2	2.64
080	05122-51645	PIN JOINT	2				0.075	0.165
090	67156-34340	RING SNAP	2				0.01	0.022
100	05122-51240	PIN JOINT	2				0.039	0.0858
110	05511-50425	PIN SPLIT	2				0.003	0.0066

LOWER LINK



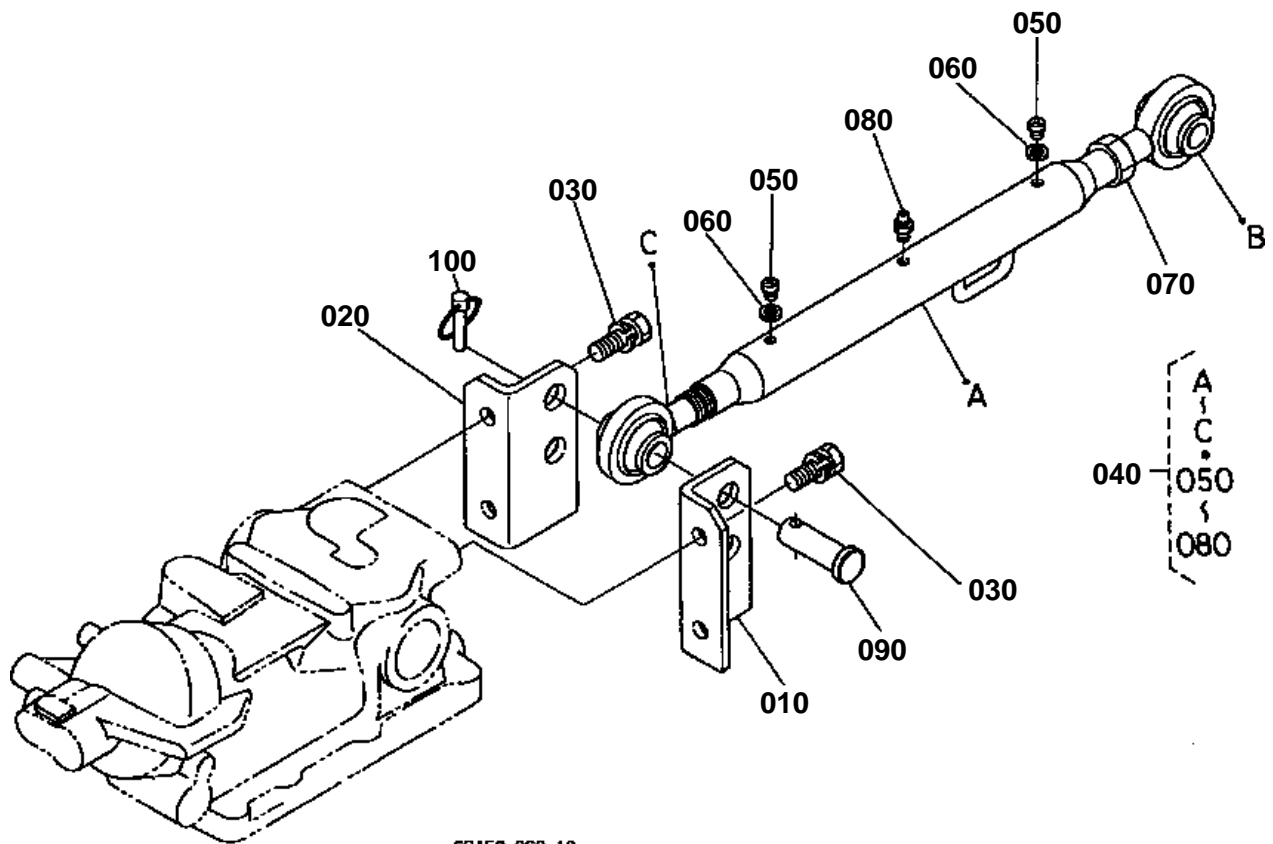


LOWER LINK

↔ Interchangeable; ≠ not interchangeable; ← new for old; → old for new

REF.No	Part No.	Description	Q'ty	S.No.	I/C	REMARKS	Weight (kgf)	Weight (lb)
010	6C040-66010	PIN LOWER LINK	1				1.14	2.508
020	6C040-65120	BOLT	1				0.02	0.044
030	02018-50100	NUT	1				0.011	0.0242
040	04512-60100	WASHER SPRING	1				0.002	0.0044
050	6C040-65210	COMP.LINK LOWER	2				5.28	11.616
060	34150-37640	PIN SET	4				0.06	0.132
070	66204-65350	SPACER	2				0.12	0.264

3-POINT LINKAGE 1(LOWER LINK)



6C150-060-10

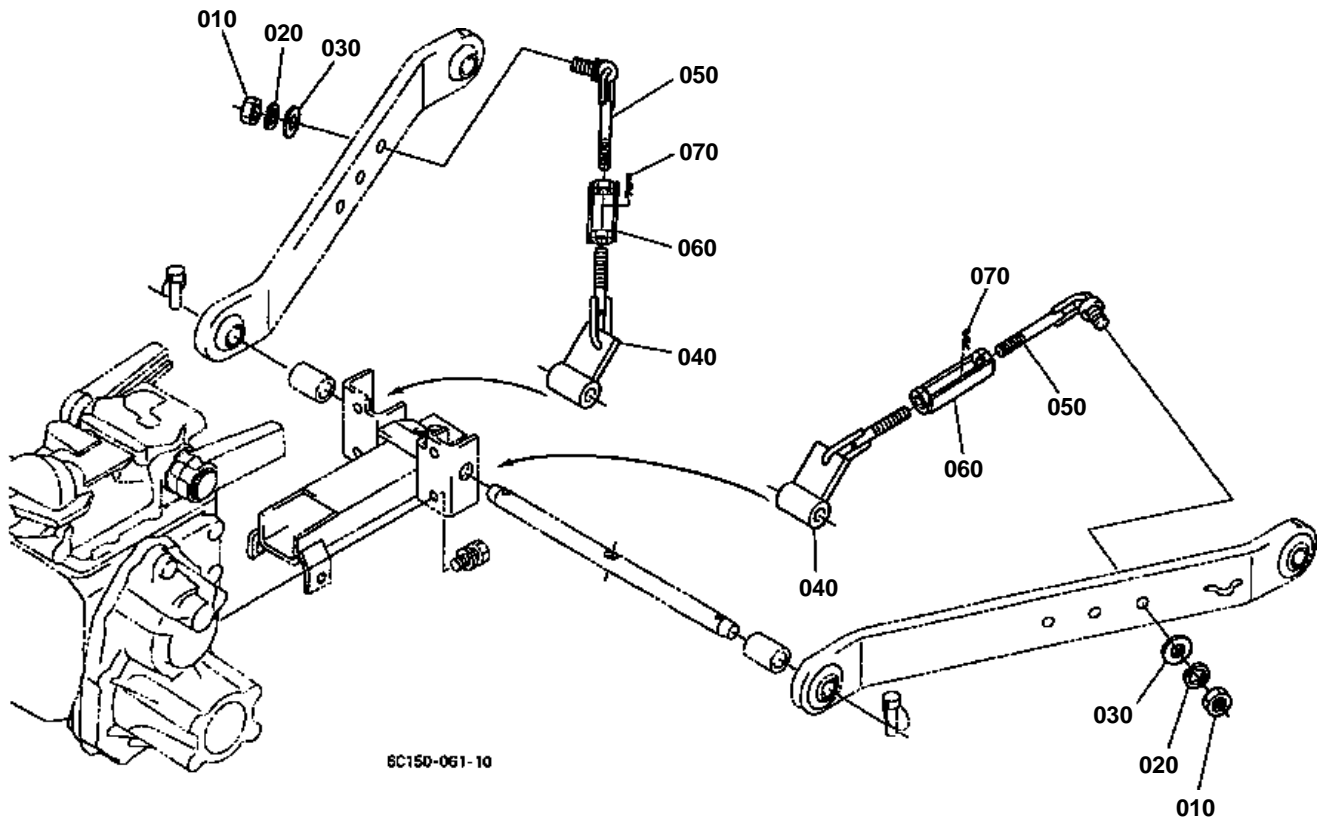


3-POINT LINKAGE 1(LOWER LINK)

↔ Interchangeable; ≠ not interchangeable; ← new for old; → old for new

REF.No	Part No.	Description	Q'ty	S.No.	I/C	REMARKS	Weight (kgf)	Weight (lb)
010	6C040-65190	BRACKET TOP LINK LH	1				0.65	1.43
020	6C040-65160	BRACKET TOP LINK RH	1				0.65	1.43
030	01123-51230	BOLT	4				0.04	0.088
040	6C070-65400	ASSY LINK TOP	1				2.12	4.664
050	03014-50606	SCREW PAN-HEAD	2				0.027	0.0594
060	04512-60060	WASHER SPRING	2				0.001	0.0022
070	02152-50200	NUT	1				0.032	0.0704
080	06613-10675	NIPPLE GREASE	1				0.003	0.0066
090	31150-71360	PIN JOINT	2				0.166	0.3652
100	34150-37640	PIN SET	2				0.06	0.132

CHECK CHAIN

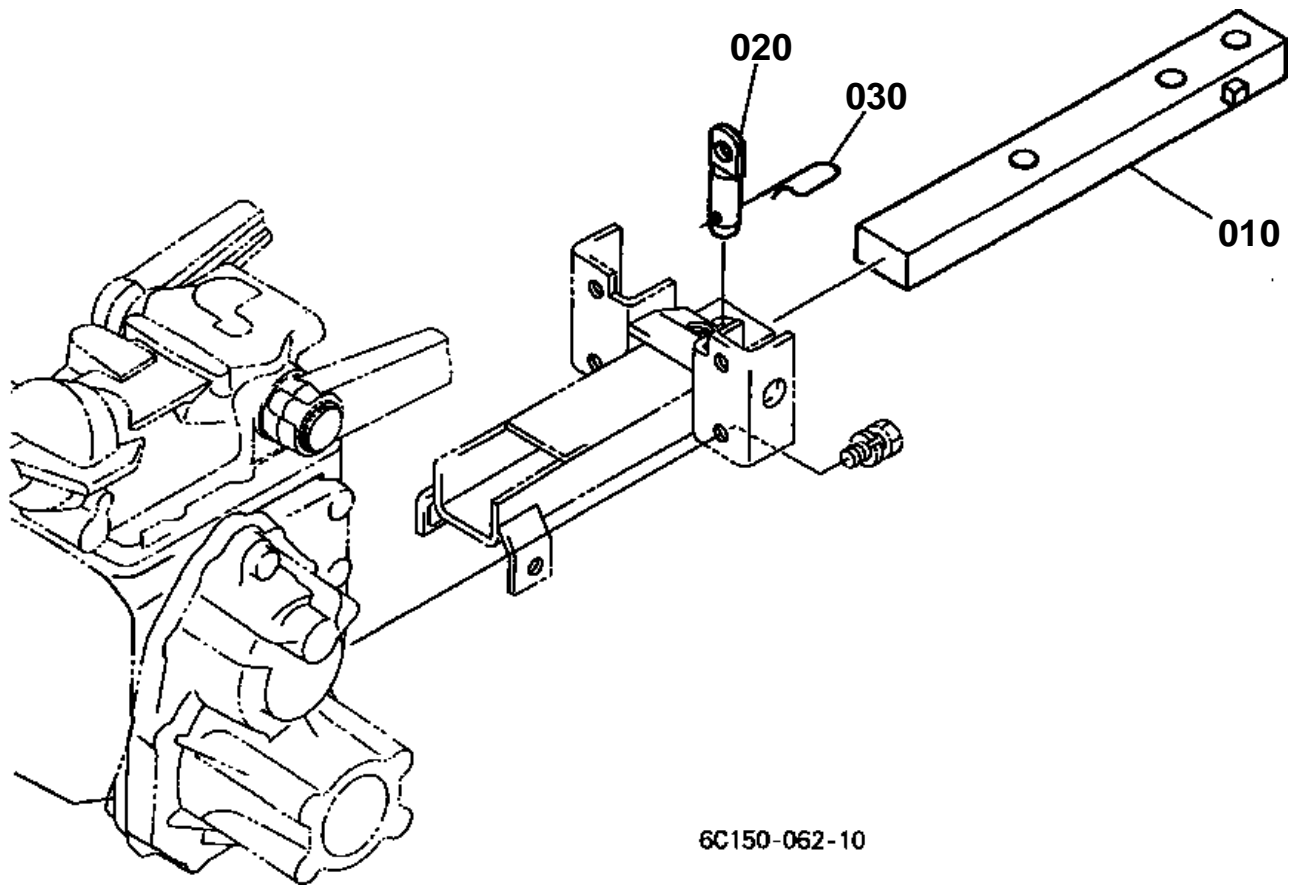




CHECK CHAIN

↔ Interchangeable; ≠ not interchangeable; ← new for old; → old for new

REF.No	Part No.	Description	Q'ty	S.No.	I/C	REMARKS	Weight (kgf)	Weight (lb)
010	02174-50160	NUT	2				0.022	0.0484
020	04512-60160	WASHER SPRING	2				0.01	0.022
030	04015-60160	WASHER PLAIN	2				0.058	0.1276
040	6C040-65293	BRACKET CHECK CHAIN	2	≤10113			0	0
040	6C040-65294	BRACKET CHECK CHAIN	1	≥10114	←		0.54	1.188
050	6C040-05320	BOLT TURNBUCKLE	2	≤10113			0	0
050	6C040-65323	BOLT TURNBUCKLE	1	≥10114	←		0.35	0.77
060	6C040-65390	TURNBUCKLE	2				0.2	0.44
070	05515-61200	PIN SNAP	2				0.005	0.011



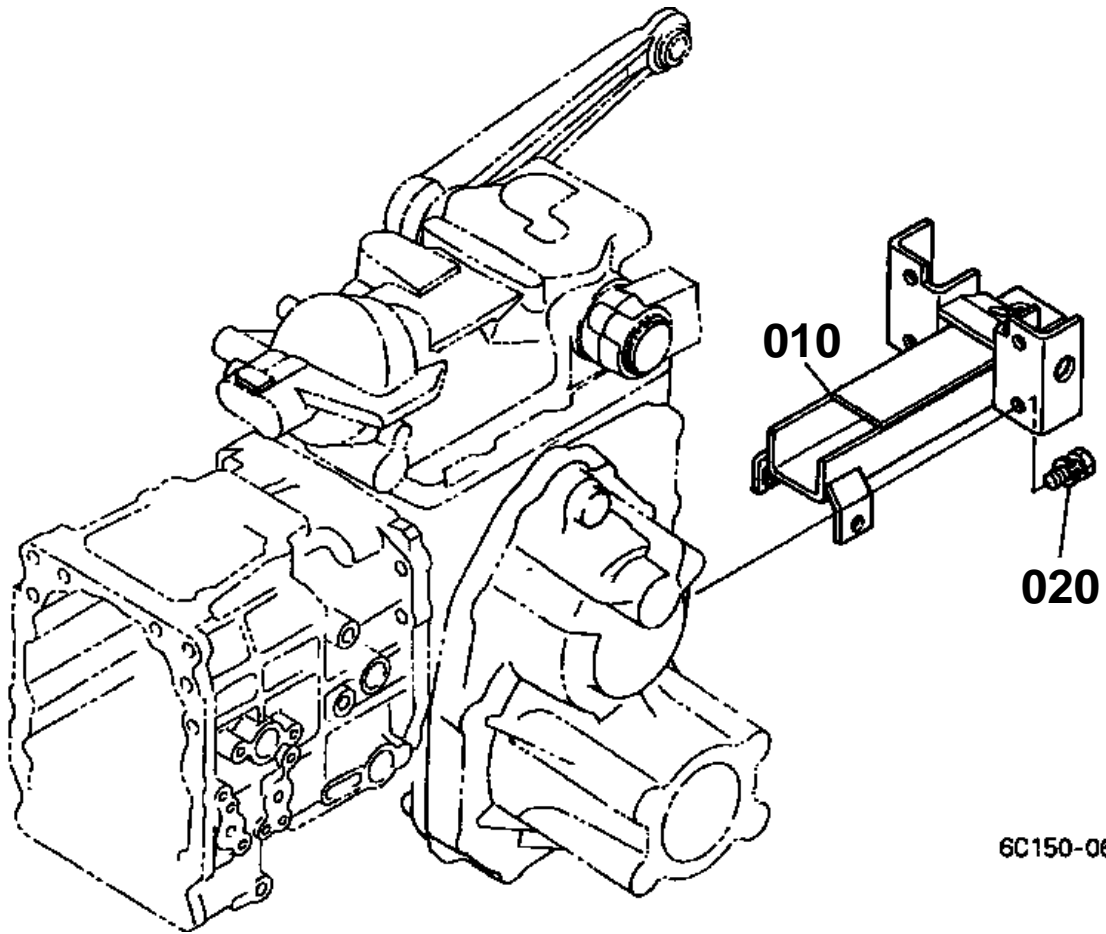
6C150-062-10



DRAWBAR

↔ Interchangeable; ≠ not interchangeable; ← new for old; → old for new

REF.No	Part No.	Description	Q'ty	S.No.	I/C	REMARKS	Weight (kgf)	Weight (lb)
010	6C040-67110	DRAWBAR	1				4.56	10.032
020	6C040-65610	PIN HITCH	1				0.18	0.396
030	31150-29730	PIN SPRING	1				0.044	0.0968



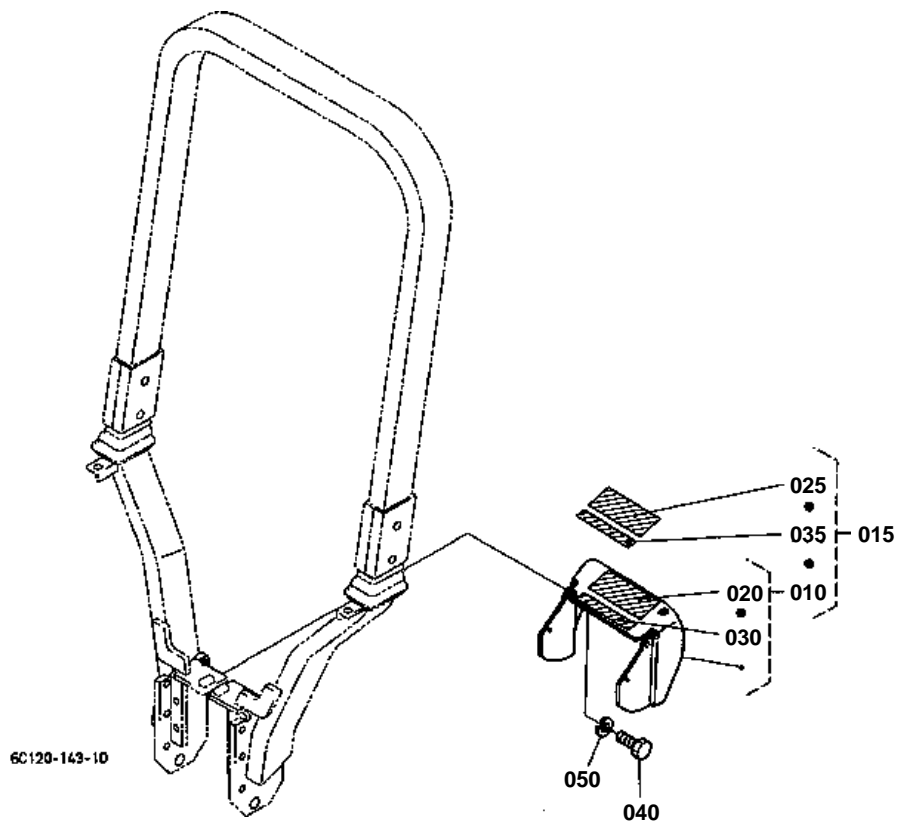
6C150-063-10



HITCH

↔ Interchangeable; ≠ not interchangeable; ← new for old; → old for new

REF.No	Part No.	Description	Q'ty	S.No.	I/C	REMARKS	Weight (kgf)	Weight (lb)
010	6C040-65604	COMP.HITCH	1				3.35	7.37
020	01123-51230	BOLT	4				0.04	0.088



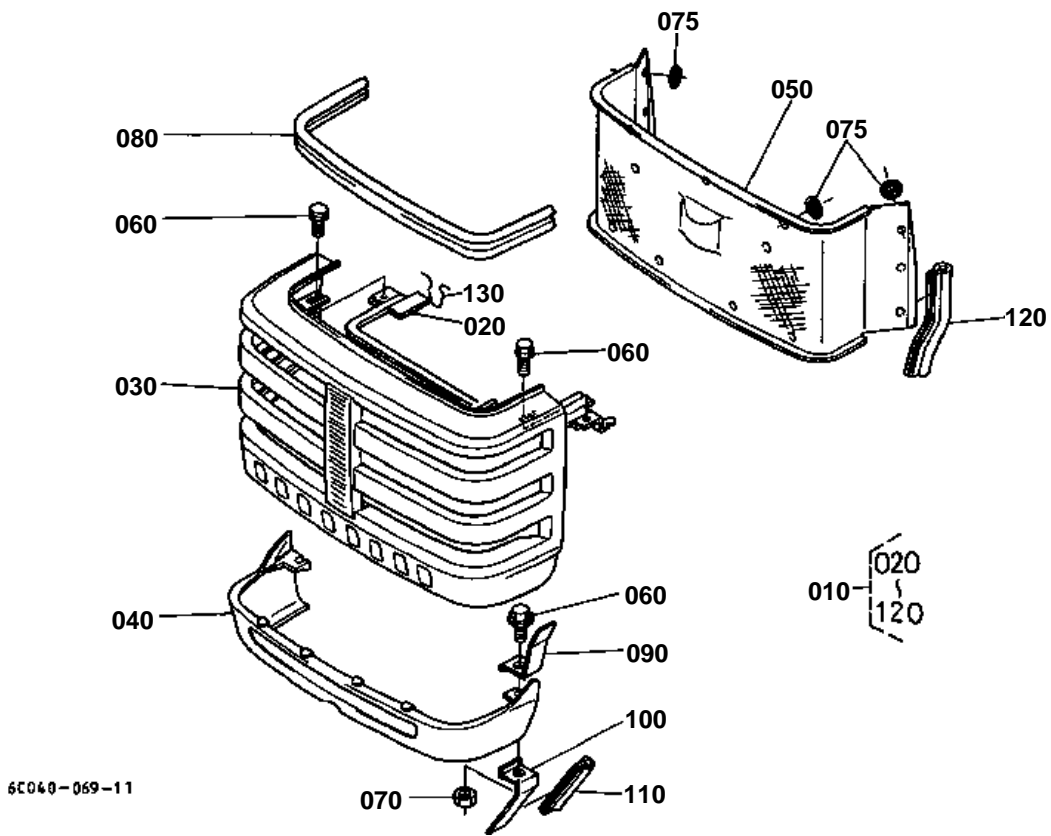


PTO PROTECTOR [EXCEPT[AU]]

↔ Interchangeable; ≠ not interchangeable; ← new for old; → old for new

REF.No	Part No.	Description	Q'ty	S.No.	I/C	REMARKS	Weight (kgf)	Weight (lb)
010	6C140-72100	KIT COVER PTO (A)	1			ENGLISH	1.36	2.992
015	6C140-72000	KIT COVER PTO (B)	1			FRENCH	1.38	3.036
020	TA040-49590	LABEL PTO WARNING	1			ENGLISH	0.002	0.0044
025	TA041-49590	LABEL PTO WARNING	1			FRENCH	0.001	0.0022
030	6C140-47440	LABEL DRAWBAR	1			ENGLISH	0.001	0.0022
035	6C141-47440	LABEL DRAWBAR	1			FRENCH	0.001	0.0022
040	01153-50820	BOLT	2				0.012	0.0264
050	04512-60080	WASHER SPRING	2				0.002	0.0044

FRONT GRILLE [EXCEPT[AU]]



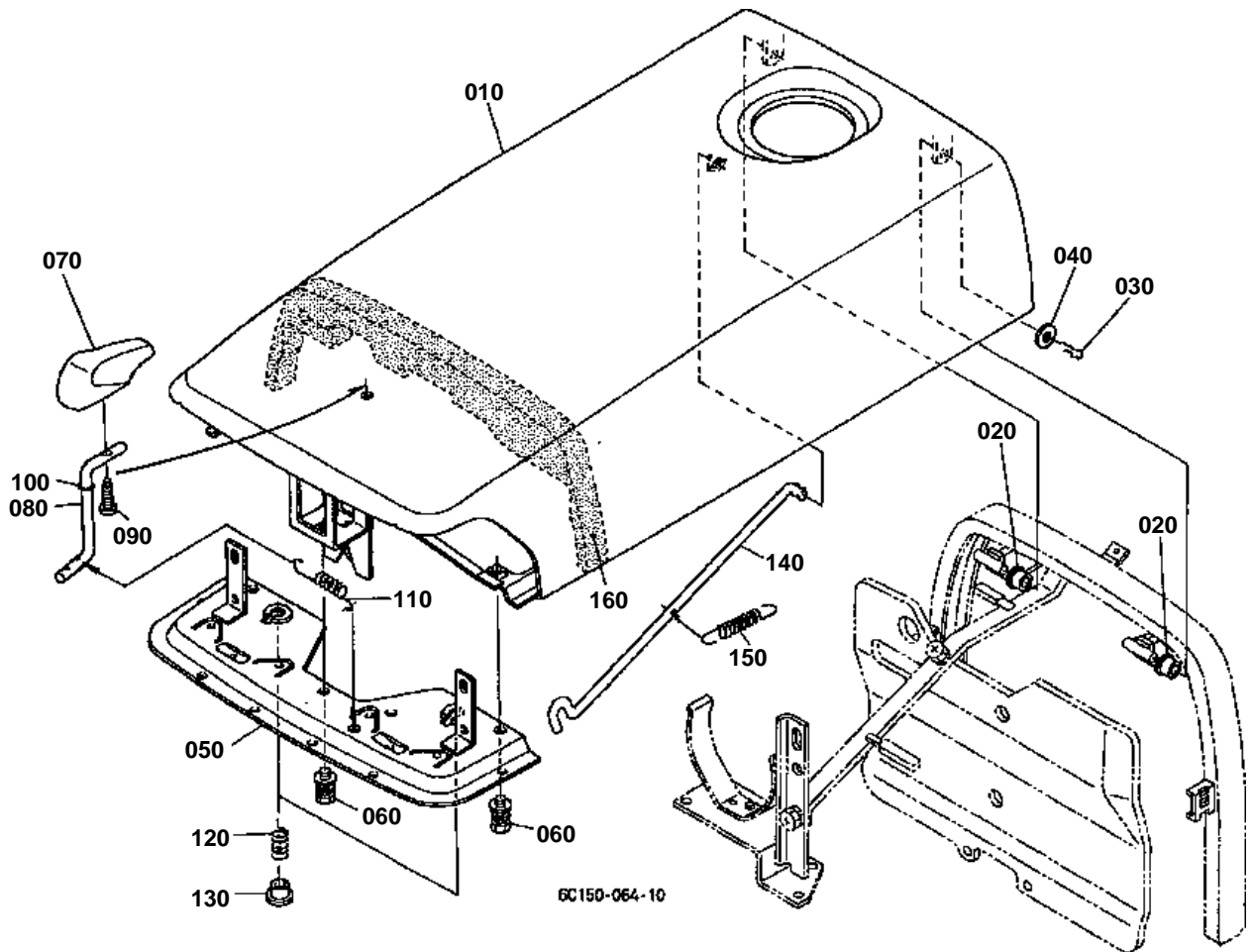


FRONT GRILLE [EXCEPT[AU]]

↔ Interchangeable; ≠ not interchangeable; ← new for old; → old for new

REF.No	Part No.	Description	Q'ty	S.No.	I/C	REMARKS	Weight (kgf)	Weight (lb)
010	6C070-54400	COMP.COVER FRONT	1	<=10085			0	0
010	6C070-54402	COMP.COVER FRONT	1	>=10086	←		1.67	3.674
020	6C040-54533	COMP.PLATE	1				0.38	0.836
030	6C070-54410	COVER FRONT	1				0.93	2.046
040	6C040-54423	COVER FRONT	1				0.159	0.3498
050	6C040-54434	NET	1				0.25	0.55
060	01754-50820	BOLT FLANGE	4				0.015	0.033
070	02054-50080	NUT	2				0.005	0.011
075	6C040-54540	NUT	15				0.001	0.0022
080	6C040-54140	TRIM	1	<=10085			0.073	0.1606
080	6C042-54140	SPONGE	1	>=10086	≠		0.02	0.044
090	6C040-54910	STAY	2				0.012	0.0264
100	6C040-54920	STAY	2				0.014	0.0308
110	76611-53160	TRIM SHUTTER PLATE	2				0.02	0.044
120	67980-51510	TRIM	2				0.025	0.055
130	6C040-54364	SPRING	2				0.004	0.0088

BONNET

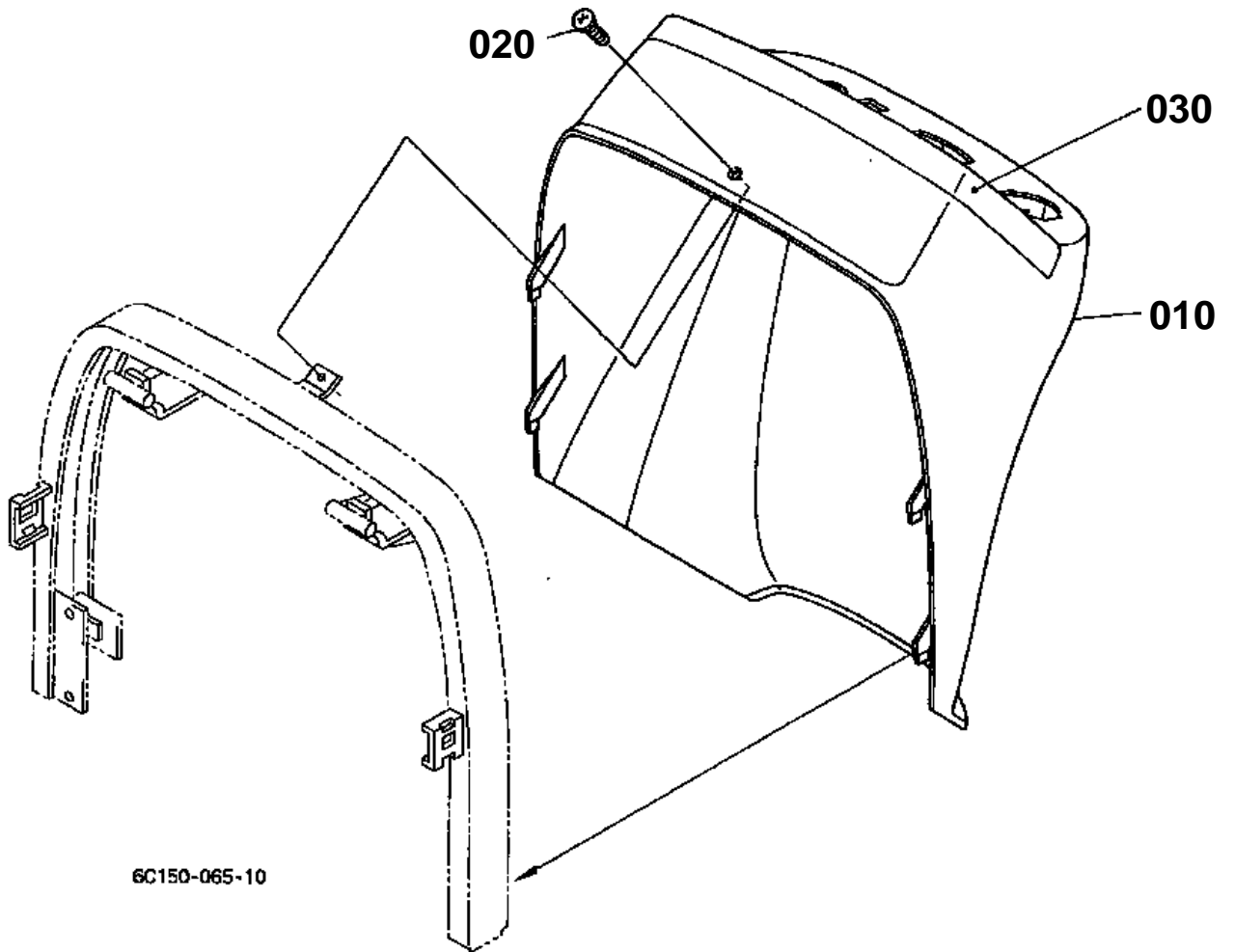


**BONNET**

↔ Interchangeable; ≠ not interchangeable; ← new for old; → old for new

REF.No	Part No.	Description	Q'ty	S.No.	I/C	REMARKS	Weight (kgf)	Weight (lb)
010	6A100-54100	COMP.BONNET	1	<=10132			0	0
010	6A100-54106	COMP.BONNET	1	>=10133	←		5.6	12.32
020	6A100-54190	BUSH	2				0.001	0.0022
030	05525-50800	PIN SNAP	1				0.001	0.0022
040	04013-60080	WASHER PLAIN	1				0.002	0.0044
050	6A100-54110	COVER BONNET	1				0.607	1.3354
060	01125-60816	BOLT	3				0.01	0.022
070	6C040-54260	HANDLE MASCOT	1				0.028	0.0616
080	6C090-54270	LEVER HANDLE	1				0.09	0.198
090	03614-50416	SCREW TAPPING	1				0.002	0.0044
100	04811-10080	O RING	1				0.001	0.0022
110	6C040-54150	SPRING	1				0.006	0.0132
120	6C040-54163	SPRING	2				0.022	0.0484
130	41182-61150	PLUG	2				0.003	0.0066
140	6A100-54510	ROD BONNET	1				0.159	0.3498
150	56811-31430	SPRING	1				0.018	0.0396
160	6A100-54460	TAPE BONNET	1				0.049	0.1078

PANEL COVER



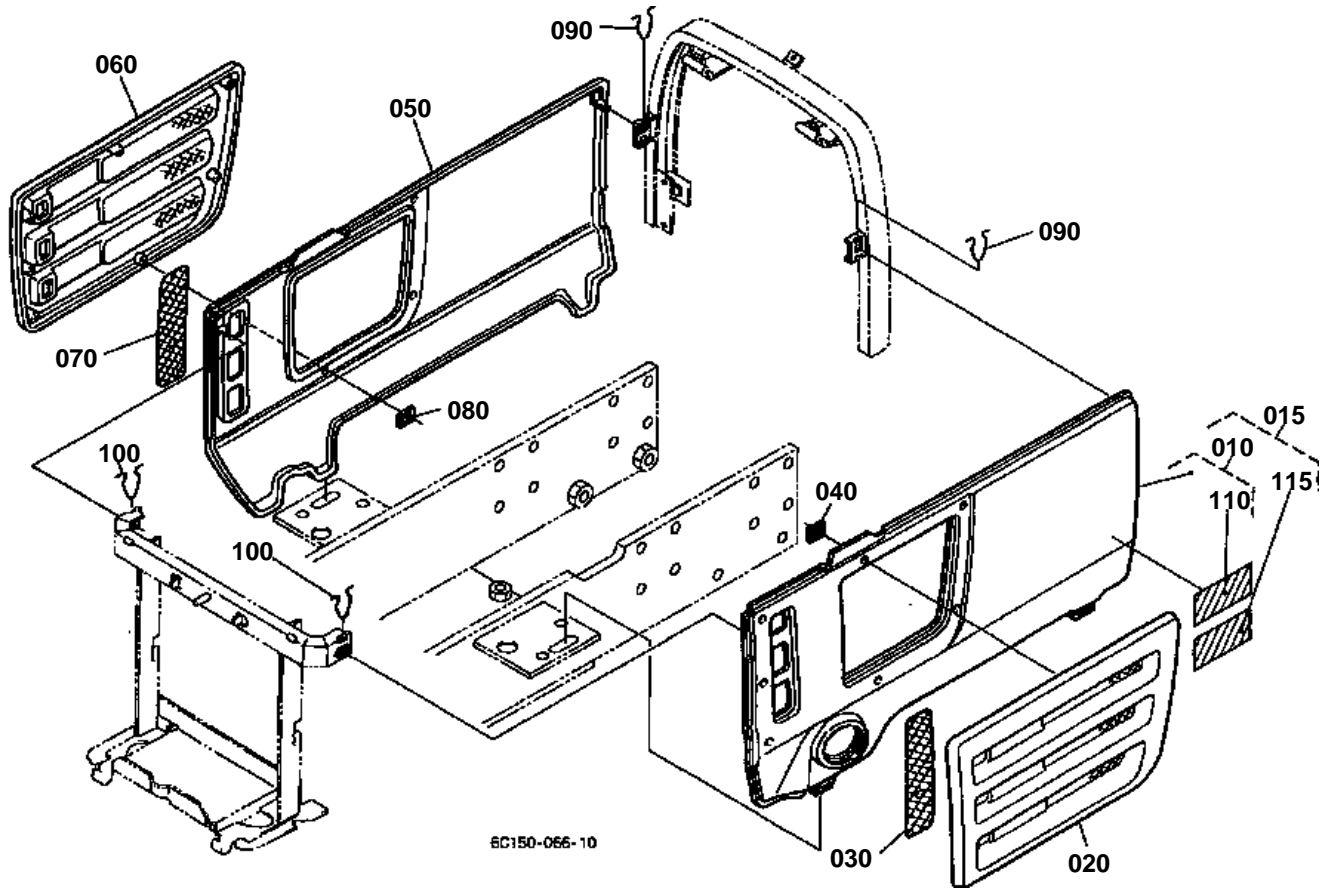


PANEL COVER

↔ Interchangeable; ≠ not interchangeable; ← new for old; → old for new

REF.No	Part No.	Description	Q'ty	S.No.	I/C	REMARKS	Weight (kgf)	Weight (lb)
010	6C140-53510	COVER PANEL	1				4.25	9.35
020	37410-61720	SCREW	1				0.001	0.0022
030	6C140-53520	COVER FRAME	1				0.13	0.286

SIDE COVER [EXCEPT[AU]]



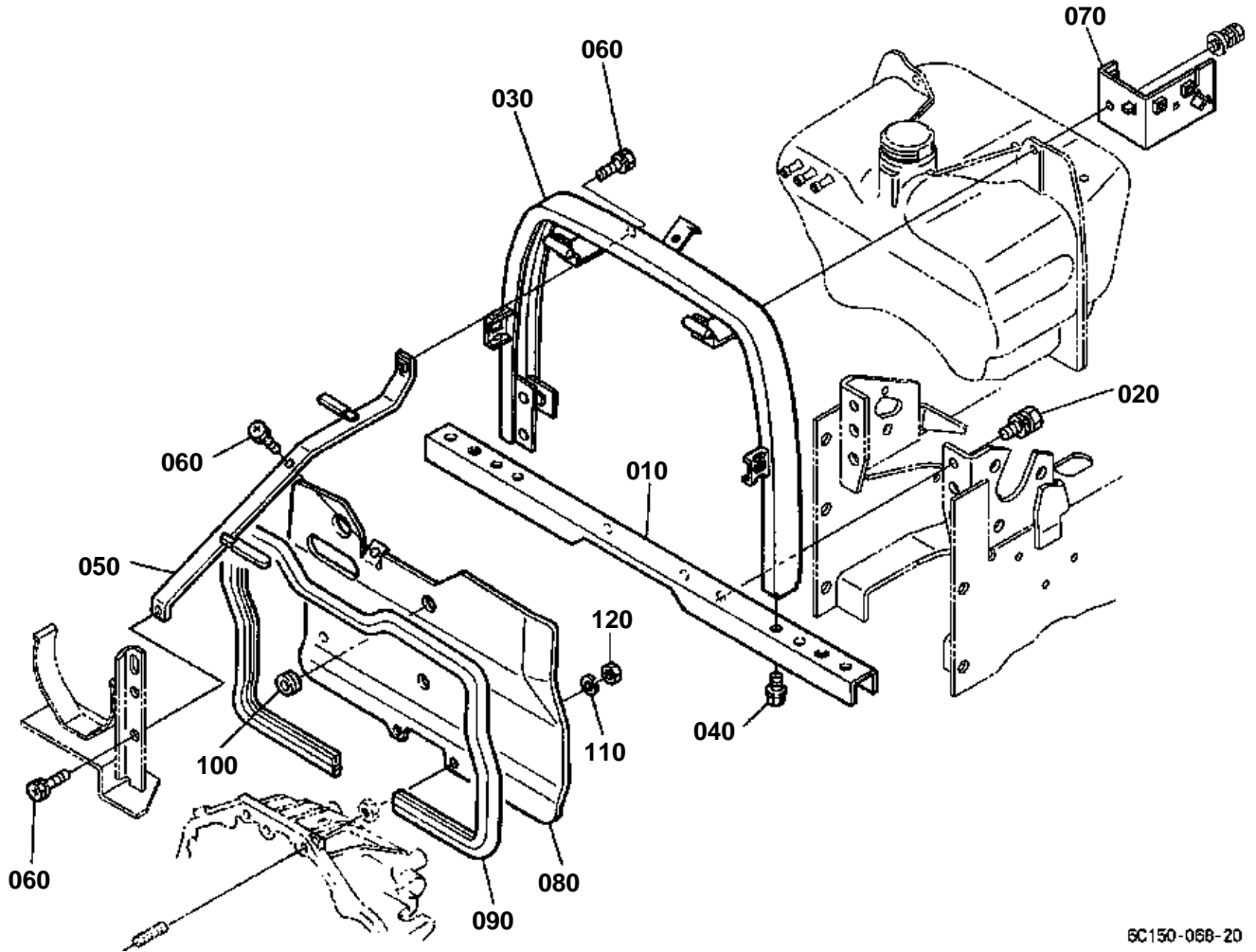


SIDE COVER [EXCEPT[AU]]

↔ Interchangeable; ≠ not interchangeable; ← new for old; → old for new

REF.No	Part No.	Description	Q'ty	S.No.	I/C	REMARKS	Weight (kgf)	Weight (lb)
010	6C040-54010	KIT COVER SIDE LH(A)	1			ENGLISH	2.17	4.774
015	6C040-54022	KIT COVER SIDE LH(B)	1			FRENCH NOT SALE	0	0
020	6C070-54330	COVER	1				0.23	0.506
030	6C040-54390	NET	1				0.01	0.022
040	55611-44190	NUT	7				0.004	0.0088
050	6C040-54355	COVER SIDE RH	1				1.48	3.256
060	6C070-54380	COVER	1				1.8	3.96
070	6C040-54390	NET	1				0.01	0.022
080	55611-44190	NUT	7				0.004	0.0088
090	6C040-54364	SPRING	2				0.004	0.0088
100	6C040-54364	SPRING	2				0.004	0.0088
110	TA040-49650	LABEL START CAUTION	1			ENGLISH	0.004	0.0088
115	TA041-49650	LABEL START CAUTION	1			FRENCH	0.004	0.0088

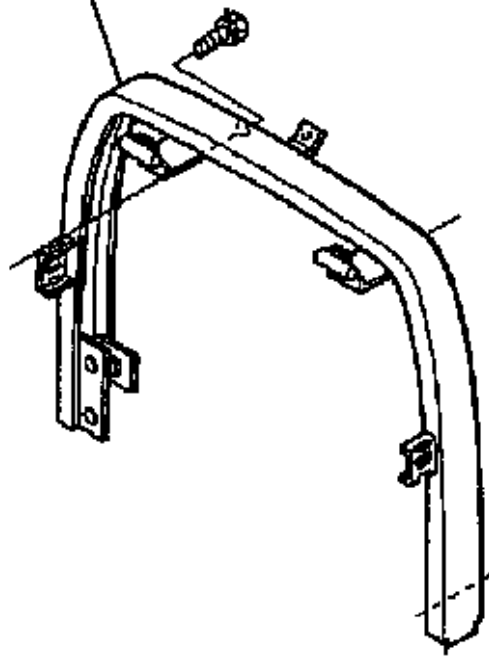
SHUTTER PLATE



6C150-068-20

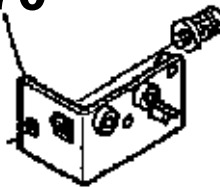
030 6C040-5422-0

030



070 6A320-5428-0

070



6C150-808-10

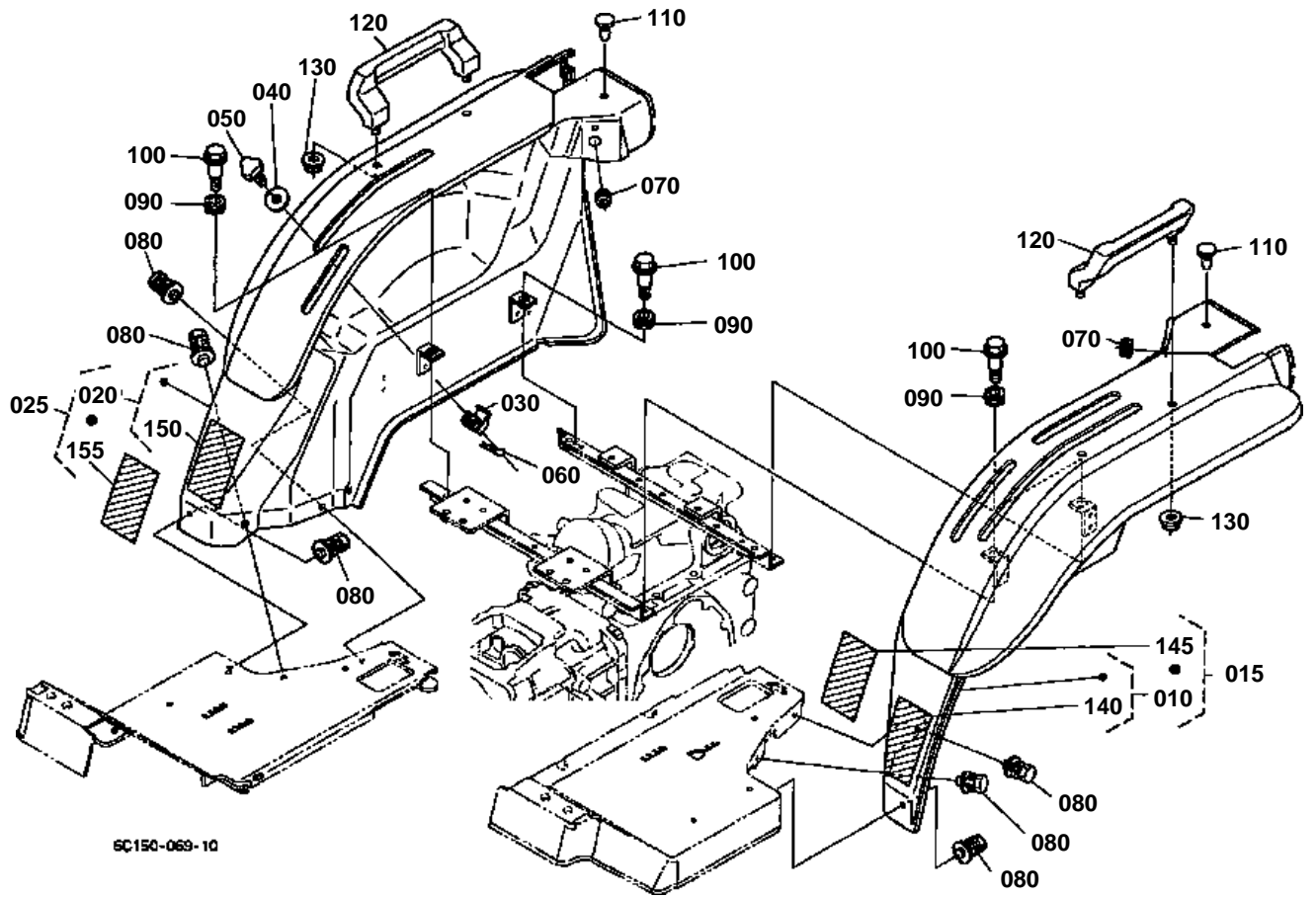


SHUTTER PLATE

↔ Interchangeable; ≠ not interchangeable; ← new for old; → old for new

REF.No	Part No.	Description	Q'ty	S.No.	I/C	REMARKS	Weight (kgf)	Weight (lb)
010	6C040-54213	PILLAR CENTER	1				1.4	3.08
020	01133-51022	BOLT	2				0.025	0.055
030	6C040-54220	PILLAR CENTER	1	≤10183			2.1	4.62
030	6C040-54225	PILLAR CENTER	1	≥10184	←		2.1	4.62
040	6C040-54610	BOLT	2				0.014	0.0308
050	6C040-54230	STAY PILLAR	1				0.34	0.748
060	01023-50616	BOLT	3				0.005	0.011
070	6A320-54280	BRACKET	1	≤10183			0.1	0.22
070	6A370-54280	BRACKET	1	≥10184	≠		0.11	0.242
080	6C040-54550	PLATE SHUTTER	1				1.24	2.728
090	6C040-54560	TRIM	1				0.2	0.44
100	54721-38340	GROMMET	1				0.003	0.0066
110	04512-60100	WASHER SPRING	2				0.002	0.0044
120	02116-50100	NUT	2				0.004	0.0088

FENDER [EXCEPT[BI-SPEED TURN TYPE]]



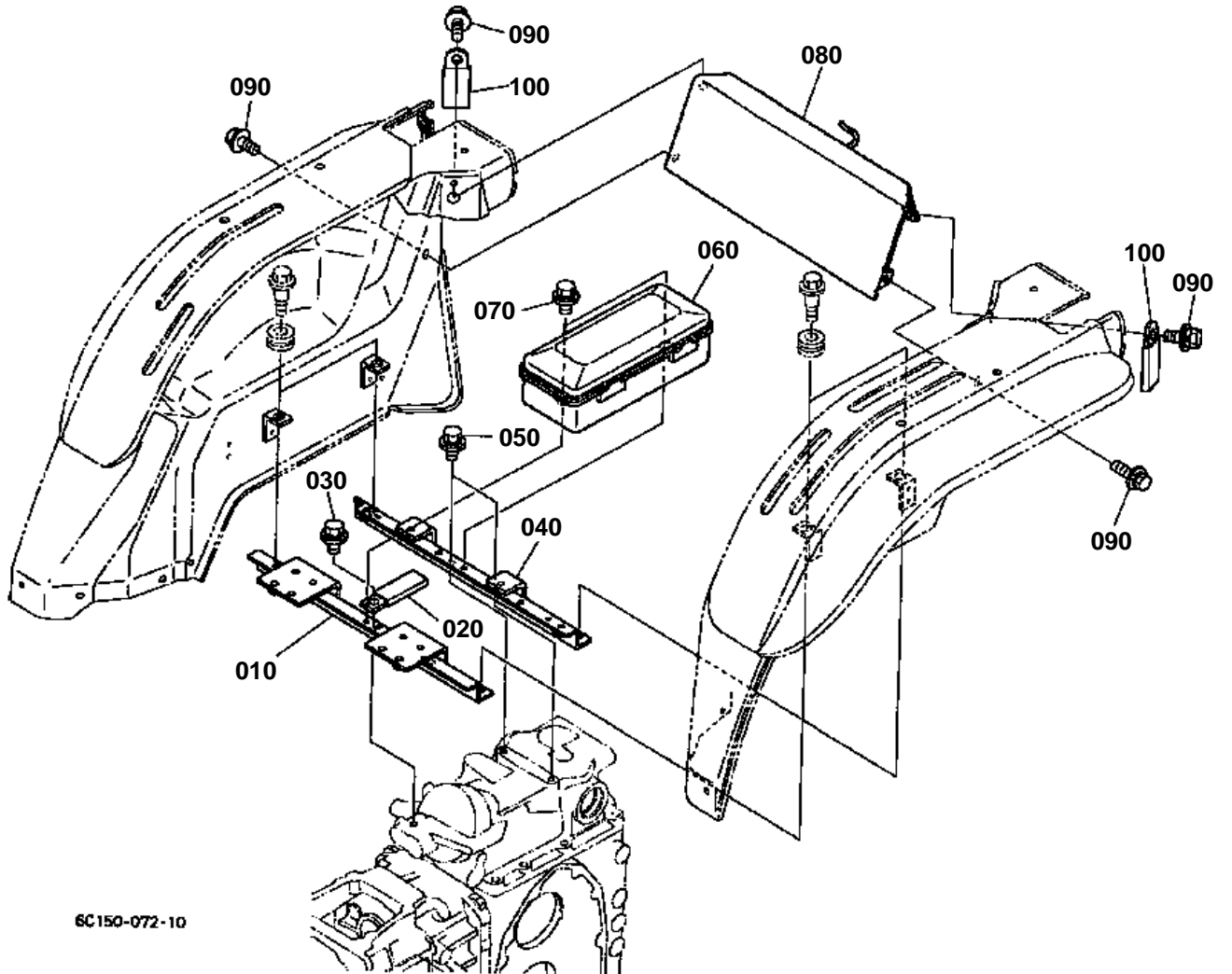


FENDER [EXCEPT[Bi-SPEED TURN TYPE]]

↔ Interchangeable; ≠ not interchangeable; ← new for old; → old for new

REF.No	Part No.	Description	Q'ty	S.No.	I/C	REMARKS	Weight (kgf)	Weight (lb)
010	6C140-99130	KIT FENDER LH (A)	1	<=10151		ENGLISH	0	0
010	6C140-99132	KIT FENDER LH (A)	1	>=10152	←	ENGLISH	7	15.4
015	6C140-99100	KIT FENDER LH (B)	1	<=10151		FRENCH	7.25	15.95
015	6C140-99102	KIT FENDER LH (B)	1	>=10152	←	FRENCH	7.25	15.95
020	6C140-99140	KIT FENDER RH (A)	1			ENGLISH	7	15.4
025	6C140-99160	KIT FENDER RH (B)	1			FRENCH	7.25	15.95
030	6C070-52140	HOLDER	1	<=10165			0.019	0.0418
030	6C070-52142	HOLDER	1	>=10166	←		0.019	0.0418
040	04015-60080	WASHER PLAIN	1				0.01	0.022
050	6C070-52150	BOLT KNOB	1				0.026	0.0572
060	05525-50800	PIN SNAP	1				0.001	0.0022
070	32150-29180	CAP RUBBER	2				0.002	0.0044
080	01125-50818	BOLT	6				0.015	0.033
090	6A100-51380	CUSHION	4				0.003	0.0066
100	6C040-51342	BOLT	4				0.017	0.0374
110	38240-29570	PLUG	2				0.001	0.0022
120	6C070-52170	HANDRAIL	2				0.25	0.55
130	02131-50100	NUT	4				0.01	0.022
140	6C070-47422	LABEL SAFETY	1	<=10151		ENGLISH	0.005	0.011
140	6C070-47422	LABEL SAFETY	1	>=10152	←	ENGLISH	0.005	0.011
145	6C071-47420	LABEL SAFETY	1	<=10151		FRENCH	0	0
145	6C071-47422	LABEL SAFETY	1	>=10152	←	FRENCH	0.005	0.011
150	TA040-49320	LABEL ROPS WARNING	1			ENGLISH	0.001	0.0022
155	TA040-49150	LABEL ROPS WARNING	1			FRENCH	0.003	0.0066

FENDER STAY [EXCEPT [BI-SPEED TURN TYPE]]

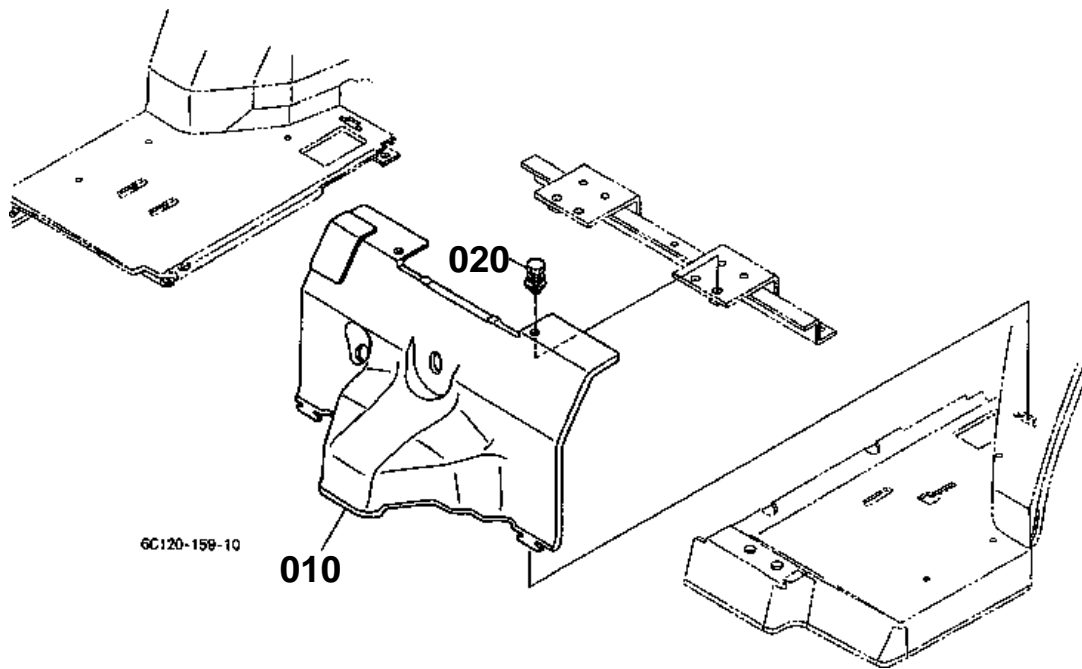


**FENDER STAY [EXCEPT[Bi-SPEED TURN TYPE]]**

↔ Interchangeable; ≠ not interchangeable; ← new for old; → old for new

REF.No	Part No.	Description	Q'ty	S.No.	I/C	REMARKS	Weight (kgf)	Weight (lb)
010	6C140-52730	STAY FENDER	1				1.1	2.42
020	13824-67580	CLAMP CORD	1				0.006	0.0132
030	01125-50818	BOLT	1				0.015	0.033
040	6C140-52740	STAY FENDER	1				0.82	1.804
050	01125-51020	BOLT	2				0.005	0.011
060	6C040-52790	CASE TOOLS	1				0.23	0.506
070	01025-50616	BOLT	2				0.005	0.011
080	6C042-52750	STAY FENDER	1				1.4	3.08
090	01125-50818	BOLT	4				0.015	0.033
100	13824-67580	CLAMP CORD	2				0.006	0.0132

FLOOR SEAT



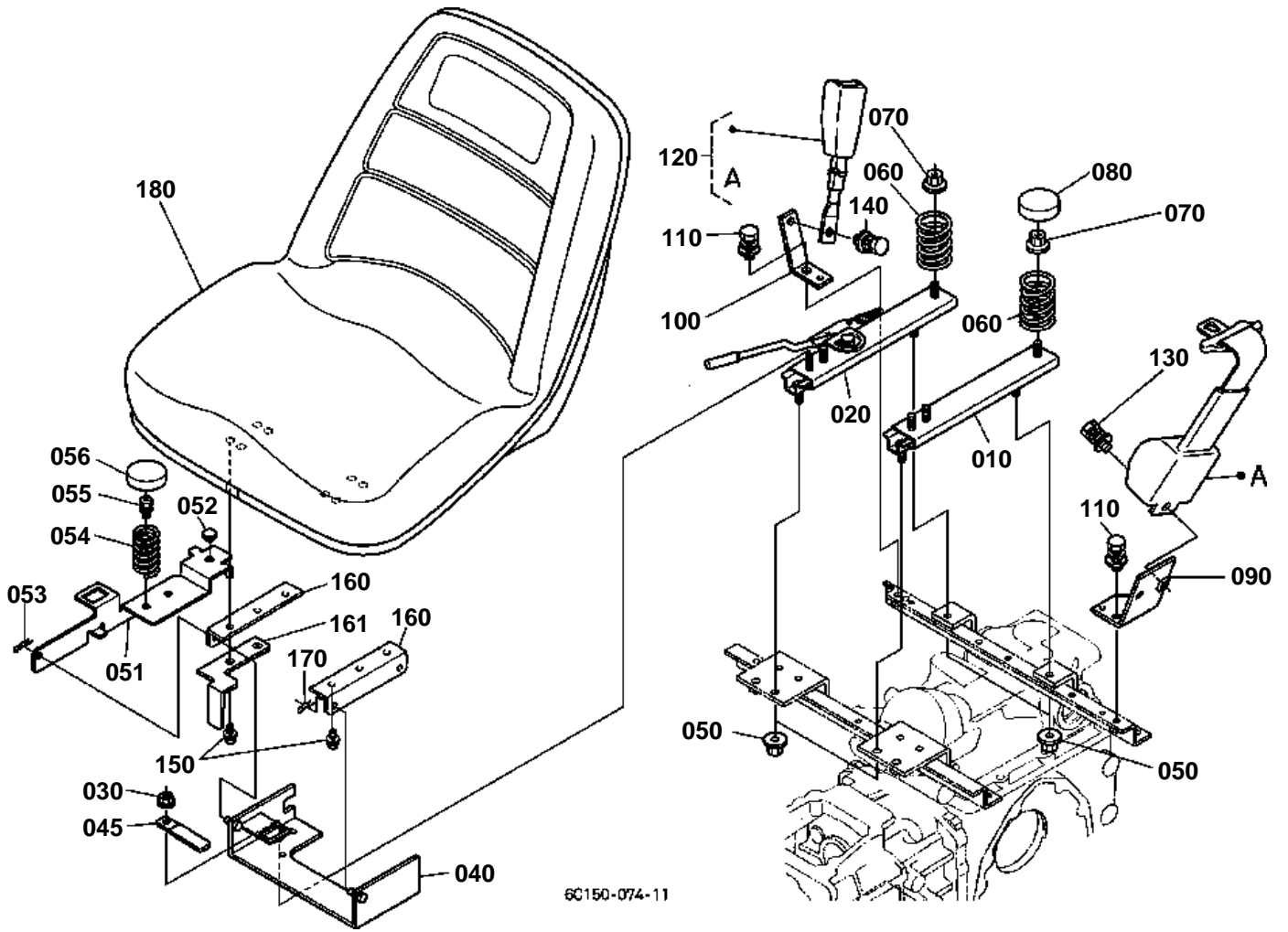


FLOOR SEAT

↔ Interchangeable; ≠ not interchangeable; ← new for old; → old for new

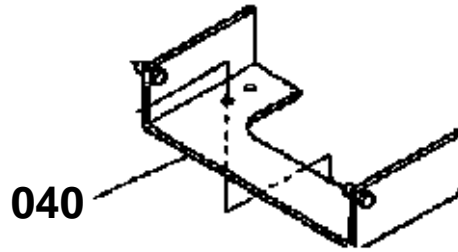
REF.No	Part No.	Description	Q'ty	S.No.	I/C	REMARKS	Weight (kgf)	Weight (lb)
010	6C040-51370	COVER SEAT UNDER	1				0.38	0.836
020	01125-50818	BOLT	2				0.015	0.033

SEAT SUPPORT



6C150-074-11

040 6C140-4595-0



160 6C040-4596-2

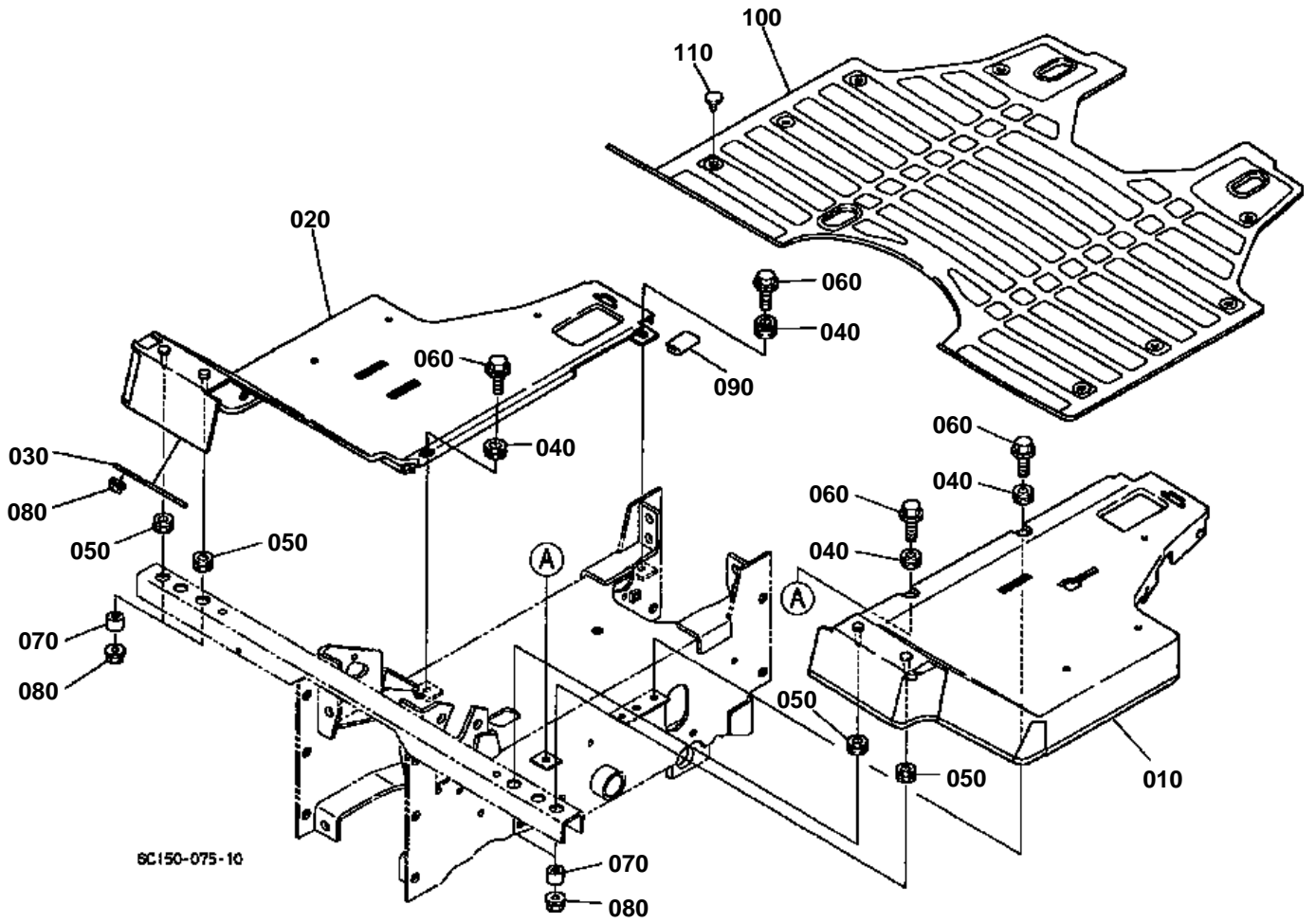


6C150-809-10

**SEAT SUPPORT**

↔ Interchangeable; ≠ not interchangeable; ← new for old; → old for new

REF.No	Part No.	Description	Q'ty	S.No.	I/C	REMARKS	Weight (kgf)	Weight (lb)
010	6C140-45910	ADJUSTER SEAT LH	1				0.65	1.43
020	6C140-45920	ADJUSTER SEAT RH	1				0.85	1.87
030	02121-50080	NUT	4				0.01	0.022
040	6C190-45950	STAY SEAT RAIL	1	≤10183			1.01	2.222
040	6C140-45950	STAY SEAT RAIL	1	≥10184	≠		1.02	2.244
045	13824-67580	CLAMP CORD	1	≥10184			0.006	0.0132
050	02121-50080	NUT	4				0.01	0.022
051	6C190-45970	STAY SEAT SWITCH	1	≥10184			0.45	0.99
052	38240-29870	CUSHION	1	≥10184			0.004	0.0088
053	05525-50800	PIN SNAP	1	≥10184			0.001	0.0022
054	6C060-45983	SPRING SEAT SWITCH	1	≥10184			0.031	0.0682
055	01125-60820	BOLT	1	≥10184			0.015	0.033
056	6C060-45990	CAP SPRING	1	≥10184			0.011	0.0242
060	6C040-45990	SPRING SEAT	2				0.2	0.44
070	02121-50080	NUT	2				0.01	0.022
080	66301-52820	CAP SPRING	2	≤10183			0.04	0.088
080	66301-52820	CAP SPRING	1	≥10184			0.04	0.088
090	6C040-52760	STAY SEAT BELT LH	1				0.3	0.66
100	6C040-52770	STAY SEAT BELT RH	1				0.1	0.22
110	01125-50818	BOLT	2				0.015	0.033
120	K2561-56850	SEAT BELT ASSY	1				0.81	1.782
130	01135-61020	BOLT	1				0.015	0.033
140	01135-61025	BOLT	1				0.04	0.088
150	01123-50820	BOLT	4				0.011	0.0242
160	6C040-45962	STAY SEAT	2				0.26	0.572
161	6C190-45730	SPRING PLATE	1	≥10184			0.05	0.11
170	05525-50800	PIN SNAP	2				0.001	0.0022
180	6C070-88720	SEAT	1				8.4	18.48

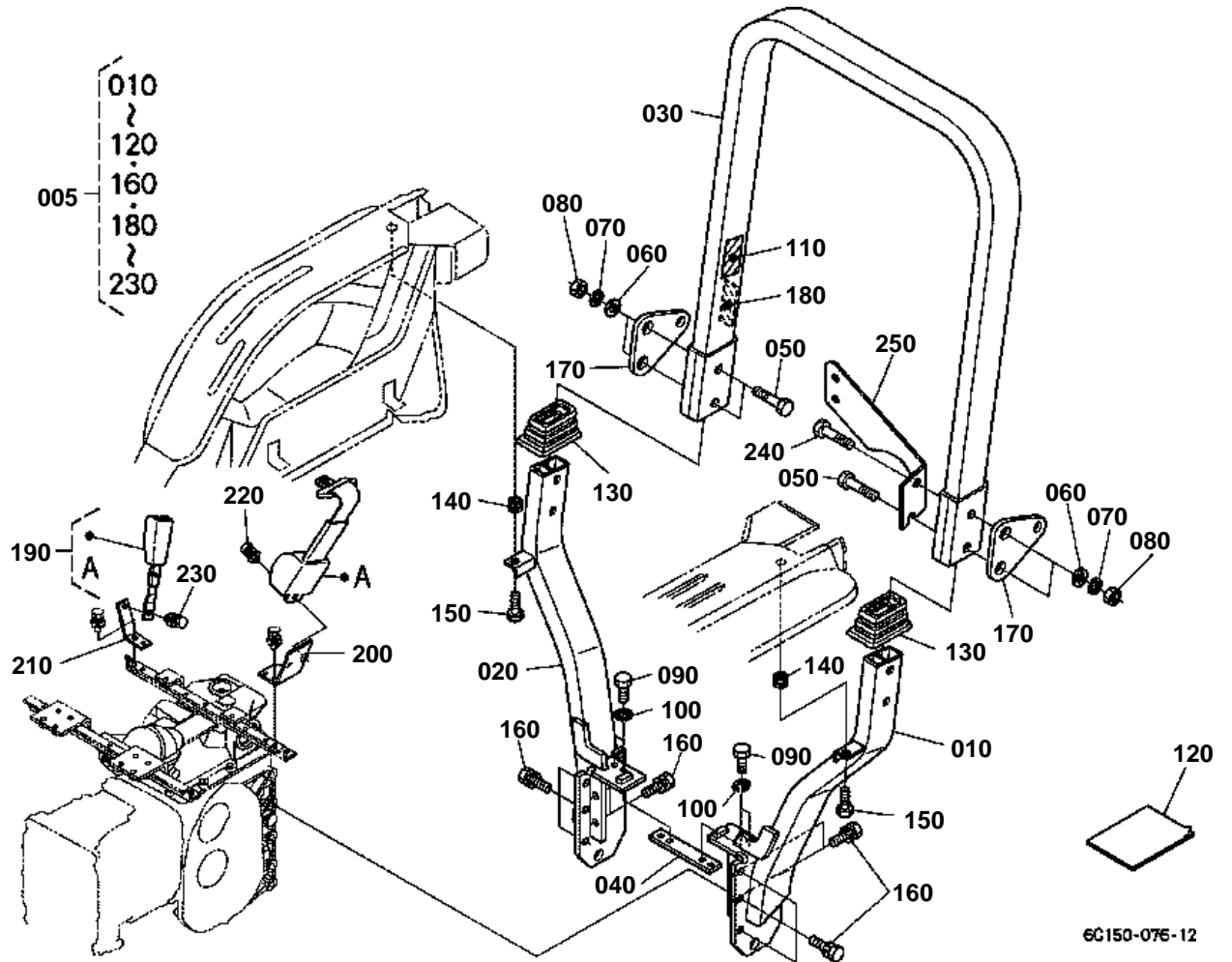


6C150-075-10

**STEP**

↔ Interchangeable; ≠ not interchangeable; ← new for old; → old for new

REF.No	Part No.	Description	Q'ty	S.No.	I/C	REMARKS	Weight (kgf)	Weight (lb)
010	6C040-51319	STEP LH	1				2.22	4.884
020	6C040-51326	STEP RH	1				2.2	4.84
030	6C040-51330	SUPPORT STEP RH	1				0.073	0.1606
040	6A100-51380	CUSHION	4				0.003	0.0066
050	6A100-51380	CUSHION	4				0.003	0.0066
060	6C040-51342	BOLT	4				0.017	0.0374
070	6C040-51390	COLLAR	4				0.003	0.0066
080	02121-50080	NUT	6				0.01	0.022
090	6C040-51350	CUSHION	1				0.002	0.0044
100	6C040-51364	MAT STEP	1				2.08	4.576
110	67955-51340	STOPPER	12				0.001	0.0022

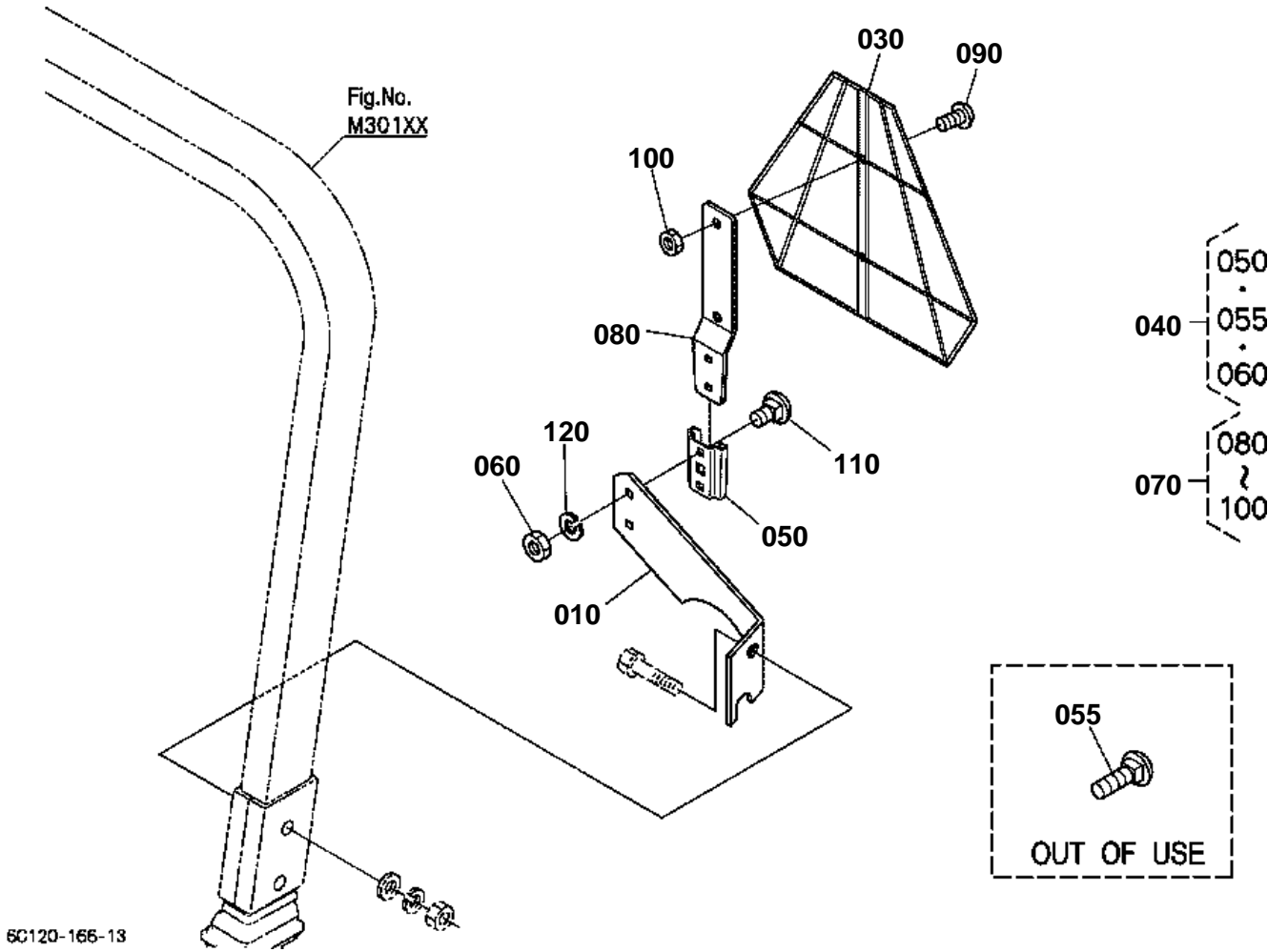




ROPS KIT (RIGID TYPE)

↔ Interchangeable; ≠ not interchangeable; ← new for old; → old for new

REF.No	Part No.	Description	Q'ty	S.No.	I/C	REMARKS	Weight (kgf)	Weight (lb)
005	6C140-88503	ASSY ROPS	1				0	0
010	99999-99999	FRAME LOWER LH	1				0	0
020	99999-99999	FRAME LOWER RH	1				0	0
030	99999-99999	FRAME UPPER	1				0	0
040	99999-99999	PLATE CONNECTOR	1				0	0
050	0Y109-50944	BOLT	3				0.1	0.22
060	04013-60140	WASHER PLAIN	4				0.01	0.022
070	0Y450-50090	WASHER SPRING	4				0.007	0.0154
080	0Y205-50090	NUT	4				0.03	0.066
090	0Y109-50616	BOLT	4				0.2	0.44
100	0Y450-50060	WASHER SPRING	4				0.003	0.0066
110	6C140-47460	LABEL ROPS WARNING	1			ENGLISH	0.001	0.0022
110	6C141-47460	LABEL ROPS WARNING	1			FRENCH	0.001	0.0022
120	99999-99999	MANUAL ASSEMBLY	1				0	0
130	6C040-72210	COVER ROPS	2				0.066	0.1452
140	6A100-51380	CUSHION	2				0.003	0.0066
150	6C040-51340	BOLT	2				0	0
160	01123-51235	BOLT	10				0.041	0.0902
170	6C140-54980	STAY HAZARD LIGHT	2				0.15	0.33
180	6C140-54990	REFLECTOR LABEL	2				0.003	0.0066
190	K2561-56850	SEAT BELT ASSY	1				0.81	1.782
200	6C040-52760	STAY SEAT BELT LH	1				0.3	0.66
210	6C040-52770	STAY SEAT BELT RH	1				0.1	0.22
220	01135-61020	BOLT	1				0.015	0.033
230	01135-61025	BOLT	1				0.04	0.088
240	0Y109-50948	BOLT	1				0.11	0.242
250	6C140-54950	BRACKET SMV	1				0.85	1.87

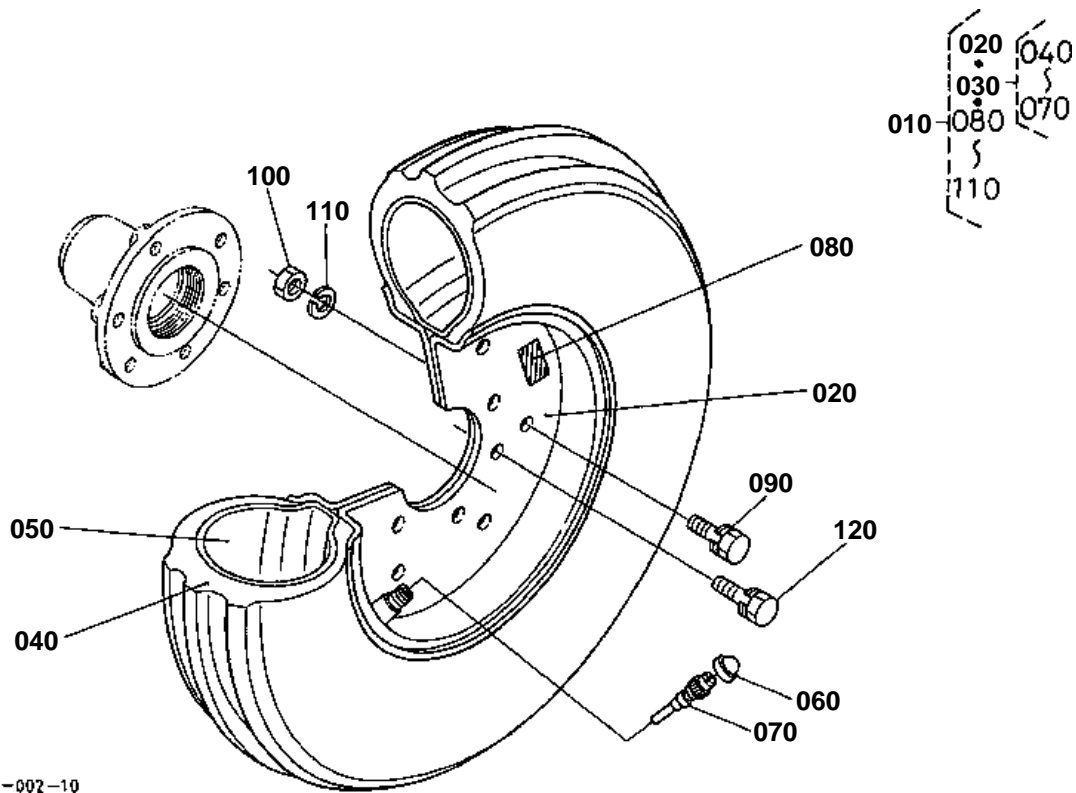


**SMV EMBLEM**

↔ Interchangeable; ≠ not interchangeable; ← new for old; → old for new

REF.No	Part No.	Description	Q'ty	S.No.	I/C	REMARKS	Weight (kgf)	Weight (lb)
010	6C140-54950	BRACKET SMV	1				0.85	1.87
020	99999-99999	BLANK	0				0	0
030	7L500-89910	SIGN SMV	1				0.32	0.704
040	7L500-89920	SOCKET SMV SIGN	1				0.1	0.22
050	7L500-89930	SOCKET-MTG SMV	1				0.05	0.11
055	7L500-89940	BOLT SQUARE NECK	2			OUT OF USE	0.01	0.022
060	7L500-89950	NUT	2				0.004	0.0088
070	7L500-89960	SPADE SMV SIGN	1				0.24	0.528
080	7L500-89970	SPADE-MTG SMV	1			NOT SALE	0.19	0.418
090	7L500-89980	VIS	2				0.02	0.044
100	7L500-89990	NUT	2				0.001	0.0022
110	7L500-89810	BOLT SQUARE NECK	2				0.011	0.0242
120	04512-60080	WASHER SPRING	2	>=10168			0.002	0.0044

FRONT WHEEL (6.50-10) [EXCEPT[AU]]

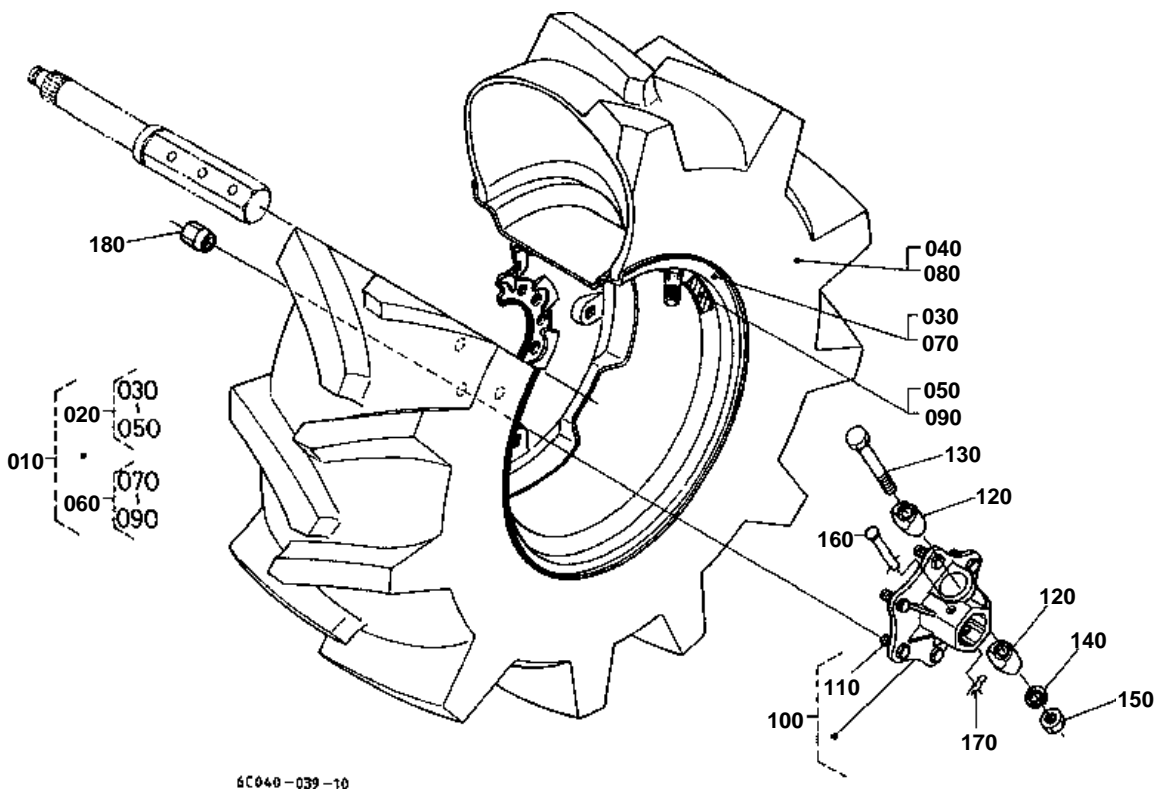


6C000-002-10

**FRONT WHEEL (6.50-10) [EXCEPT[AU]]**

↔ Interchangeable; ≠ not interchangeable; ← new for old; → old for new

REF.No	Part No.	Description	Q'ty	S.No.	I/C	REMARKS	Weight (kgf)	Weight (lb)
010	6C040-50910	ASSY TIRE	2				0	0
020	6C040-50920	WHEEL	2				0	0
030	67800-57350	ASSY TIRE	2				8	17.6
040	67800-57360	TIRE	2				0	0
050	67800-57370	TUBE	2				1.05	2.31
060	38240-11690	CAP VALVE	2				0.001	0.0022
070	32150-27740	CORE VALVE	2				0.003	0.0066
080	6C040-50930	LABEL TIRE	2				0	0
090	01073-51230	BOLT	12				0.041	0.0902
100	02074-50120	NUT	12				0.015	0.033
110	04512-60120	WASHER SPRING	12				0.005	0.011
120	01133-51230	BOLT	12				0.04	0.088



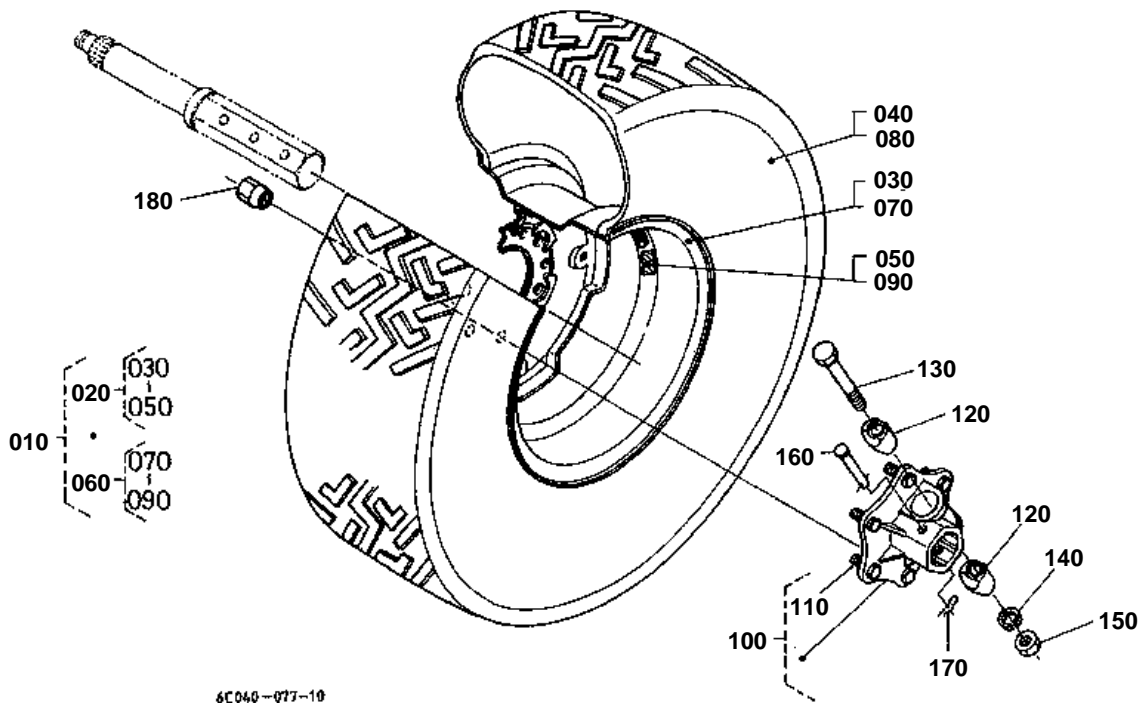


REAR WHEEL (11.2-16) [EXCEPT[AU]]

↔ Interchangeable; ≠ not interchangeable; ← new for old; → old for new

REF.No	Part No.	Description	Q'ty	S.No.	I/C	REMARKS	Weight (kgf)	Weight (lb)
010	6C040-50010	ASSY TIRE	1				0	0
020	6C040-50020	ASSY TIRE LH	1				0	0
030	6C040-50040	WHEEL	1				0	0
040	6C040-50050	TIRE	1				0	0
050	6C040-50060	LABEL TIRE LH	1				0	0
060	6C040-50030	ASSY TIRE RH	1				0	0
070	6C040-50040	WHEEL	1				0	0
080	6C040-50050	TIRE	1				0	0
090	6C040-50070	LABEL TIRE RH	1				0	0
100	6C040-17410	ASSY HUB WHEEL	2	≤10167			0	0
100	6C040-17413	ASSY HUB WHEEL	2	≥10168	←		2.6	5.72
110	66704-17313	BOLT	12				0.049	0.1078
120	6C040-17460	COTTER	4				0.17	0.374
130	01173-61600	BOLT	2				0.165	0.363
140	04512-60160	WASHER SPRING	2				0.01	0.022
150	02174-50160	NUT	2				0.022	0.0484
160	63733-17270	PIN WHEEL TUBE	2				0.05	0.11
170	62131-17290	PIN	2				0.003	0.0066
180	35340-11390	NUT	12				0.03	0.066

REAR WHEEL (31X15.5-15) [EXCEPT[AU]]



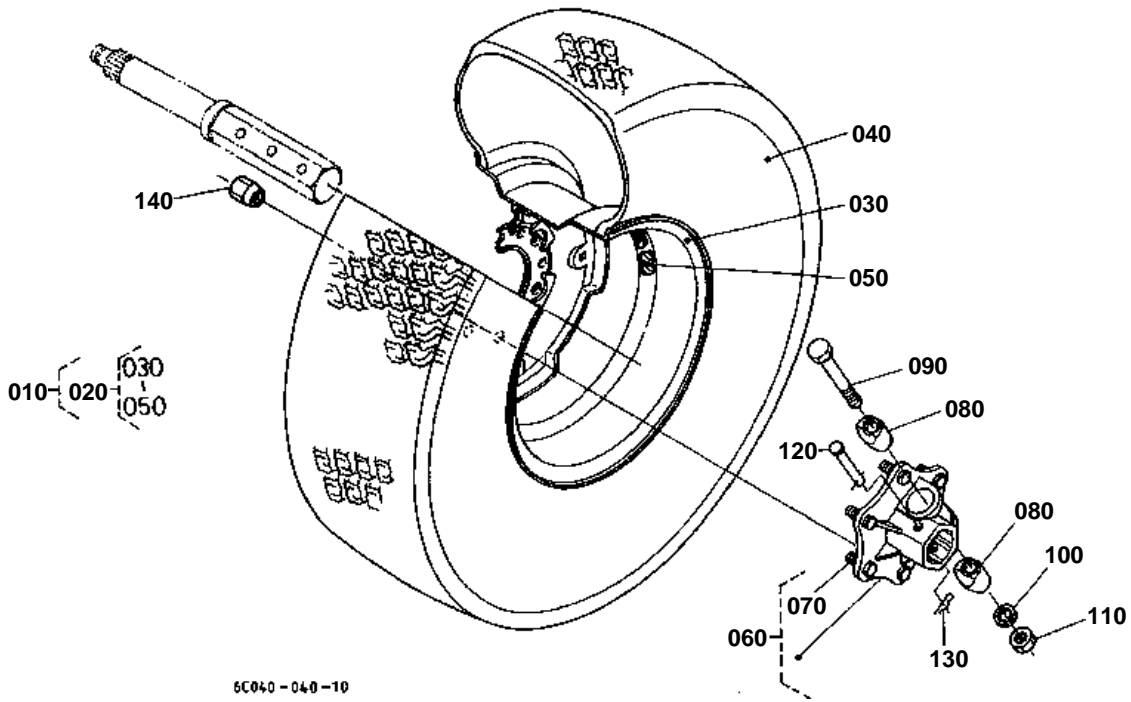
6C040-077-10

**REAR WHEEL (31X15.5-15) [EXCEPT[AU]]**

↔ Interchangeable; ≠ not interchangeable; ← new for old; → old for new

REF.No	Part No.	Description	Q'ty	S.No.	I/C	REMARKS	Weight (kgf)	Weight (lb)
010	66437-17610	ASSY TIRE	1				0	0
020	66437-17620	ASSY TIRE LH	1				0	0
030	35080-11540	WHEEL	1				0	0
040	66437-17630	TIRE	1				0	0
050	66437-17660	LABEL TIRE LH	1				0	0
060	66437-17650	ASSY TIRE RH	1				0	0
070	35080-11540	WHEEL	1				0	0
080	66437-17630	TIRE	1				0	0
090	66437-17670	LABEL TIRE RH	1				0	0
100	6C040-17410	ASSY HUB WHEEL	2	≤10167			0	0
100	6C040-17413	ASSY HUB WHEEL	2	≥10168	←		2.6	5.72
110	66704-17313	BOLT	12				0.049	0.1078
120	6C040-17460	COTTER	4				0.17	0.374
130	01173-61600	BOLT	2				0.165	0.363
140	04512-60160	WASHER SPRING	2				0.01	0.022
150	02174-50160	NUT	2				0.022	0.0484
160	63733-17270	PIN WHEEL TUBE	2				0.05	0.11
170	62131-17290	PIN	2				0.003	0.0066
180	35340-11390	NUT	12				0.03	0.066

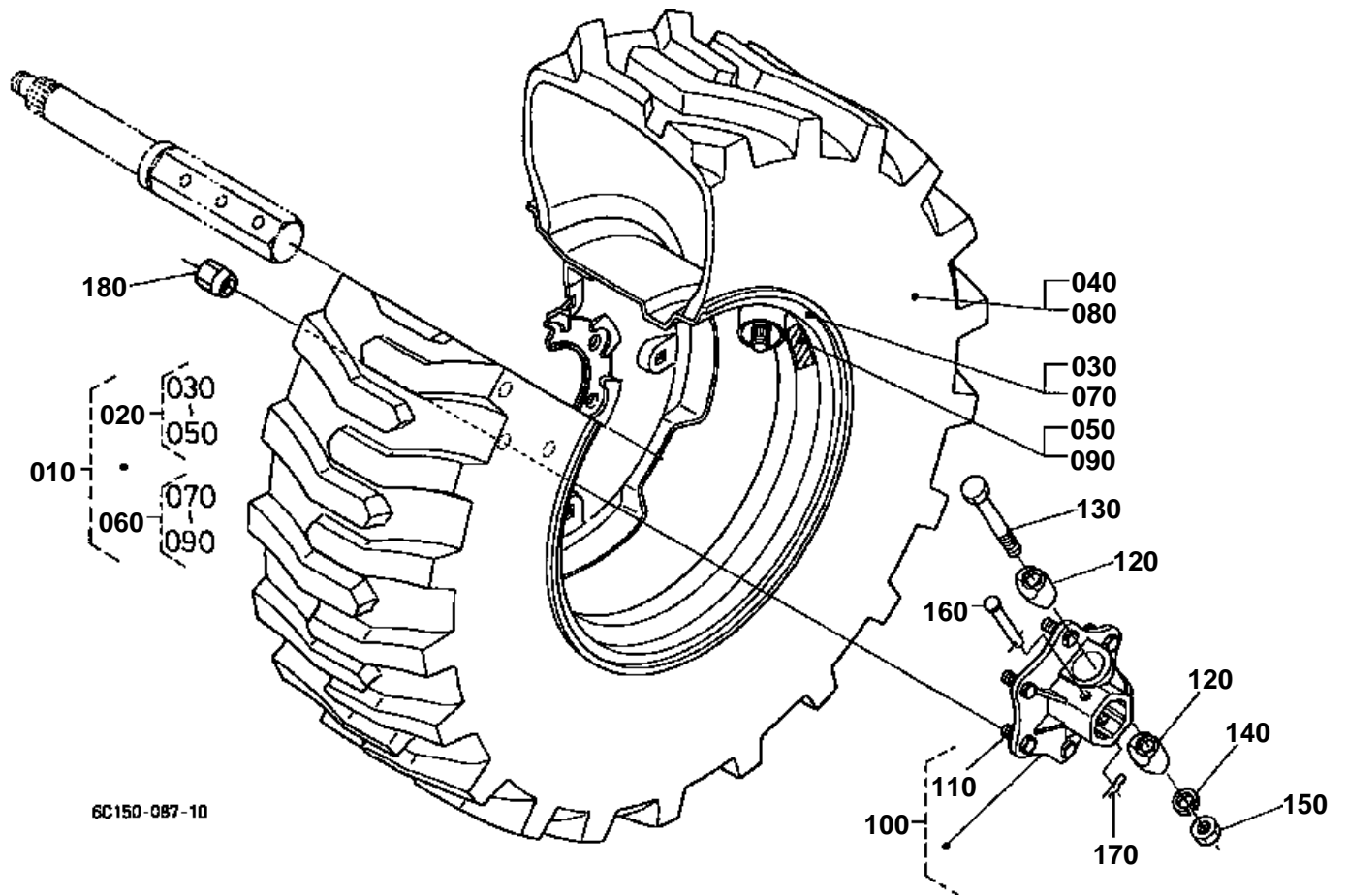
REAR WHEEL (33X12.5-15) [EXCEPT[AU]]



**REAR WHEEL (33X12.5-15) [EXCEPT[AU]]**

↔ Interchangeable; ≠ not interchangeable; ← new for old; → old for new

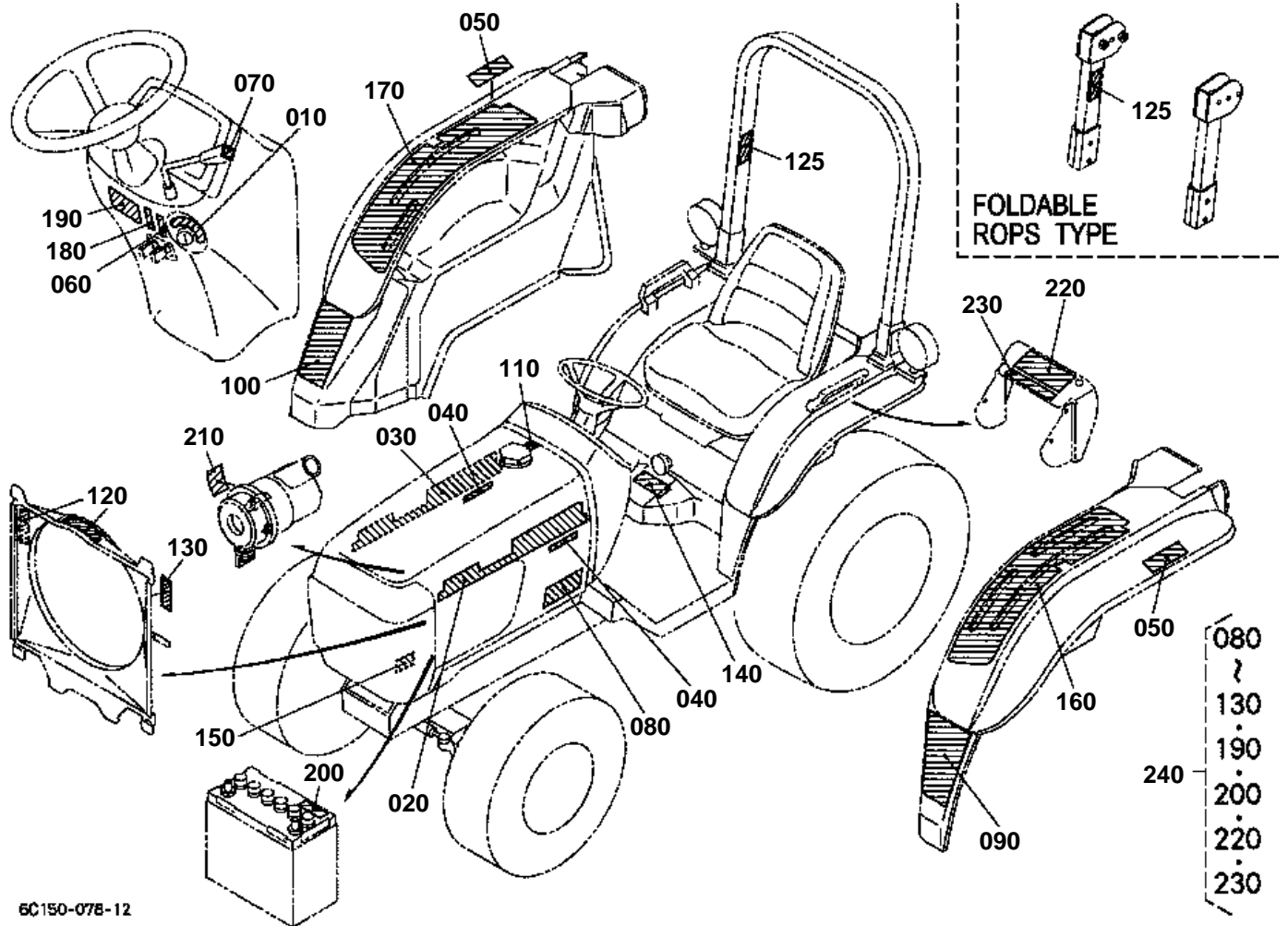
REF.No	Part No.	Description	Q'ty	S.No.	I/C	REMARKS	Weight (kgf)	Weight (lb)
010	6C040-50110	ASSY TIRE	1				0	0
020	6C040-50120	ASSY TIRE	2				0	0
030	6C040-50130	WHEEL	2				0	0
040	32550-45710	TIRE	2				0	0
050	6C040-50140	LABEL TIRE	2				0	0
060	6C040-17410	ASSY HUB WHEEL	2	<=10167			0	0
060	6C040-17413	ASSY HUB WHEEL	2	>=10168	←		2.6	5.72
070	66704-17313	BOLT	12				0.049	0.1078
080	6C040-17460	COTTER	4				0.17	0.374
090	01173-61600	BOLT	2				0.165	0.363
100	04512-60160	WASHER SPRING	2				0.01	0.022
110	02174-50160	NUT	2				0.022	0.0484
120	63733-17270	PIN WHEEL TUBE	2				0.05	0.11
130	62131-17290	PIN	2				0.003	0.0066
140	35340-11390	NUT	12				0.03	0.066



**REAR WHEEL (12-16.5) [EXCEPT[AU]]**

↔ Interchangeable; ≠ not interchangeable; ← new for old; → old for new

REF.No	Part No.	Description	Q'ty	S.No.	I/C	REMARKS	Weight (kgf)	Weight (lb)
010	6C040-50710	ASSY TIRE	1				0	0
020	6C040-50720	ASSY TIRE LH	1				0	0
030	6C040-50740	WHEEL	1				0	0
040	6C040-50750	TIRE	1				0	0
050	6C040-50760	LABEL TIRE LH	1				0	0
060	6C040-50730	ASSY TIRE RH	1				0	0
070	6C040-50740	WHEEL	1				0	0
080	6C040-50750	TIRE	1				0	0
090	6C040-50770	LABEL TIRE RH	1				0	0
100	6C040-17410	ASSY HUB WHEEL	2	≤10167			0	0
100	6C040-17413	ASSY HUB WHEEL	2	≥10168	←		2.6	5.72
110	66704-17313	BOLT	12				0.049	0.1078
120	6C040-17460	COTTER	4				0.17	0.374
130	01173-61600	BOLT	2				0.165	0.363
140	04512-60160	WASHER SPRING	2				0.01	0.022
150	02174-50160	NUT	2				0.022	0.0484
160	63733-17270	PIN WHEEL TUBE	2				0.05	0.11
170	62131-17290	PIN	2				0.003	0.0066
180	35340-11390	NUT	12				0.03	0.066



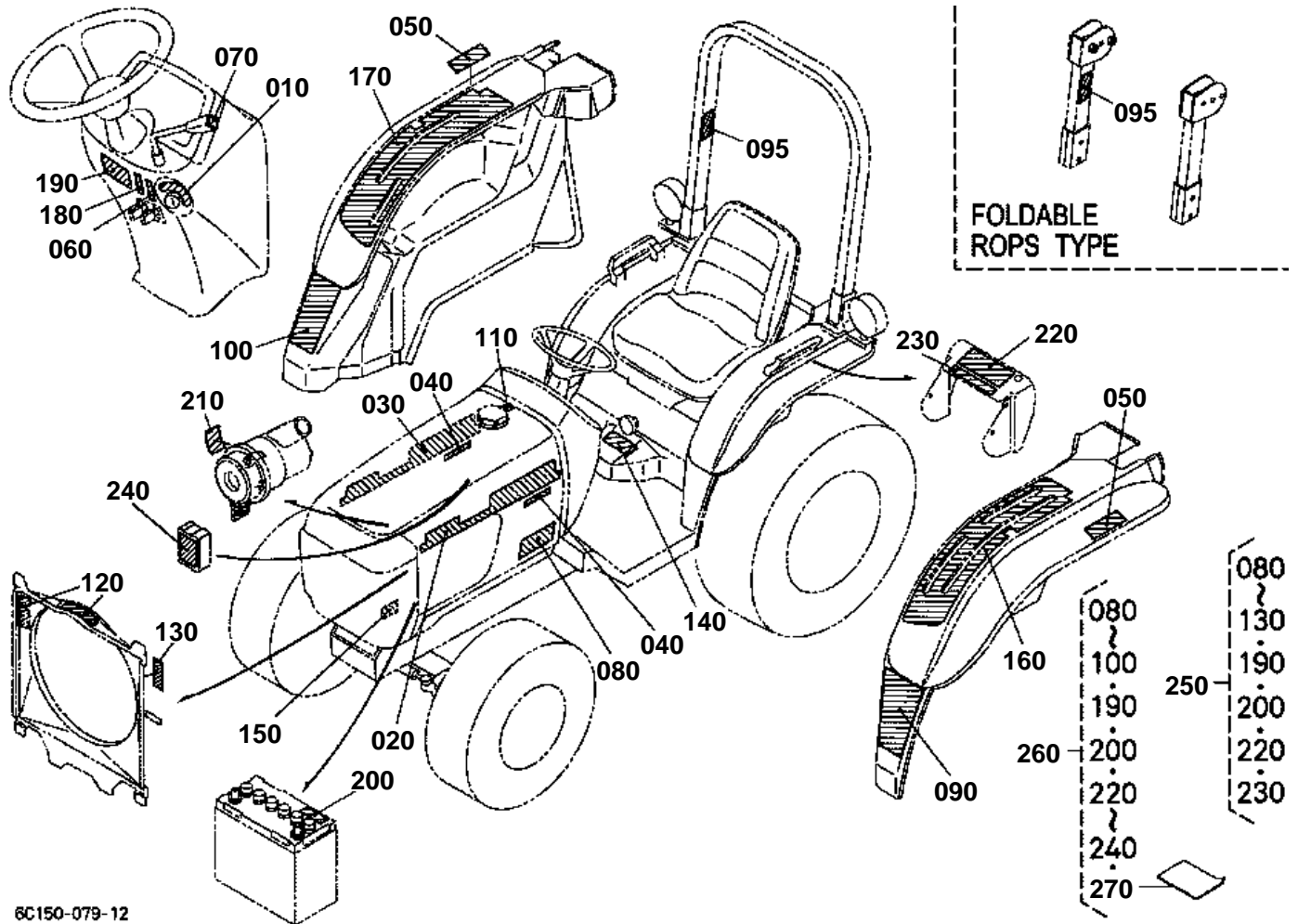
6C150-078-12



LABEL [2WD] [A]

↔ Interchangeable; ≠ not interchangeable; ← new for old; → old for new

REF.No	Part No.	Description	Q'ty	S.No.	I/C	REMARKS	Weight (kgf)	Weight (lb)
010	6C070-47210	MARK MAIN SWITCH	1	<=10111			0	0
010	6C070-47212	MARK MAIN SWITCH	1	>=10112	←		0.001	0.0022
020	6C140-47270	MARK MODEL LH	1				0.02	0.044
030	6C140-47280	MARK MODEL RH	1				0.02	0.044
040	6C140-47520	MARK PS	2				0.001	0.0022
050	6C050-47550	MARK HST	2				0.001	0.0022
060	6C040-47510	LABEL PARKING	1	<=10111			0	0
060	6C040-47512	LABEL PARKING	1	>=10112	←		0.001	0.0022
070	TA040-49370	MARK ACCEL.GRIP	1				0.001	0.0022
080	TA040-49650	LABEL START CAUTION	1				0.004	0.0088
090	6C070-47422	LABEL SAFETY	1	<=10151			0.005	0.011
090	6C070-47422	LABEL SAFETY	1	>=10152	←		0.005	0.011
100	TA040-49320	LABEL ROPS WARNING	1				0.001	0.0022
110	6C040-47412	LABEL FILLER CAUTION	1				0.001	0.0022
120	32751-49580	LABEL FAN BELT	2				0.001	0.0022
125	6C140-47460	LABEL ROPS WARNING	1			RIGID	0.001	0.0022
125	3A111-95540	LABEL ROPS CAUTION	1			FOLDABLE	0.003	0.0066
130	TA040-49580	LABEL MUFFLER	1				0.001	0.0022
140	6C050-47480	LABEL PEDAL	1				0.002	0.0044
150	99999-99999	NAME PLATE	1				0	0
160	6C150-47310	LABEL LEVER LH	1				0.06	0.132
170	6C070-47320	LABEL LEVER RH	1				0.07	0.154
180	6C050-47310	LABEL HST	1	<=10111			0	0
180	6C050-47312	LABEL HST	1	>=10112	←		0.001	0.0022
190	6C150-47430	LABEL PARKING	1				0.002	0.0044
200	6C040-55590	LABEL BATTERY	1				0.001	0.0022
210	32721-58282	LABEL CAUTION	1				0.001	0.0022
220	TA040-49590	LABEL PTO WARNING	1				0.002	0.0044
230	6C140-47440	LABEL DRAWBAR	1				0.001	0.0022
240	6C140-47400	KIT LABEL SAFETY	1	<=10151			0	0
240	6C140-47403	KIT LABEL SAFETY	1	>=10152	←		0	0



6C150-079-12



LABEL [2WD] [CA]

↔ Interchangeable; ≠ not interchangeable; ← new for old; → old for new

REF.No	Part No.	Description	Q'ty	S.No.	I/C	REMARKS	Weight (kgf)	Weight (lb)
010	6C070-47210	MARK MAIN SWITCH	1	<=10111			0	0
010	6C070-47212	MARK MAIN SWITCH	1	>=10112	←		0.001	0.0022
020	6C140-47270	MARK MODEL LH	1				0.02	0.044
030	6C140-47280	MARK MODEL RH	1				0.02	0.044
040	6C140-47520	MARK PS	2				0.001	0.0022
050	6C050-47550	MARK HST	2				0.001	0.0022
060	6C040-47510	LABEL PARKING	1	<=10111			0	0
060	6C040-47512	LABEL PARKING	1	>=10112	←		0.001	0.0022
070	TA040-49370	MARK ACCEL.GRIP	1				0.001	0.0022
080	TA040-49650	LABEL START CAUTION	1			ENGLISH	0.004	0.0088
080	TA041-49650	LABEL START CAUTION	1			FRENCH	0.004	0.0088
090	6C070-47422	LABEL SAFETY	1	<=10151		ENGLISH	0.005	0.011
090	6C070-47422	LABEL SAFETY	1	>=10152	←	ENGLISH	0.005	0.011
090	6C071-47420	LABEL SAFETY	1	<=10151		FRENCH	0	0
090	6C071-47422	LABEL SAFETY	1	>=10152	←	FRENCH	0.005	0.011
095	6C140-47460	LABEL ROPS WARNING	1			ENGLISH/RIGID	0.001	0.0022
095	6C141-47460	LABEL ROPS WARNING	1			FRENCH/RIGID	0.001	0.0022
095	3A111-95540	LABEL ROPS CAUTION	1			ENGLISH/FOLDABLE	0.003	0.0066
095	3A112-95540	LABEL ROPS CAUTION	1			FRENCH/FOLDABLE	0.003	0.0066
100	TA040-49320	LABEL ROPS WARNING	1			ENGLISH	0.001	0.0022
100	TA240-98480	LABEL ROPS WARNING	1			ENGLISH	0.005	0.011
100	TA040-49150	LABEL ROPS WARNING	1			FRENCH	0.003	0.0066
100	3A112-98480	LABEL ROPS WARNING	1			FRENCH	0.004	0.0088
110	6C040-47412	LABEL FILLER CAUTION	1				0.001	0.0022
120	32751-49580	LABEL FAN BELT	2				0.001	0.0022
130	TA040-49580	LABEL MUFFLER	1				0.001	0.0022
140	6C050-47480	LABEL PEDAL	1				0.002	0.0044
150	99999-99999	NAME PLATE	1				0	0
160	6C150-47310	LABEL LEVER LH	1				0.06	0.132
170	6C070-47320	LABEL LEVER RH	1				0.07	0.154
180	6C050-47310	LABEL HST	1	<=10111			0	0
180	6C050-47312	LABEL HST	1	>=10112	←		0.001	0.0022
190	6C150-47430	LABEL PARKING	1			ENGLISH	0.002	0.0044
190	6C151-47430	LABEL PARKING WARNIN	1			FRENCH	0.002	0.0044
200	6C040-55590	LABEL BATTERY	1			ENGLISH	0.001	0.0022
200	6C021-92120	LABEL BATTERY	1			FRENCH	0.001	0.0022
210	32721-58282	LABEL CAUTION	1				0.001	0.0022
220	TA040-49590	LABEL PTO WARNING	1			ENGLISH	0.002	0.0044
220	TA041-49590	LABEL PTO WARNING	1			FRENCH	0.001	0.0022
230	6C140-47440	LABEL DRAWBAR	1			ENGLISH	0.001	0.0022
230	6C141-47440	LABEL DRAWBAR	1			FRENCH	0.001	0.0022
240	6C071-92110	LABEL FUSE	1			FRENCH	0.001	0.0022
250	6C140-47400	KIT LABEL SAFETY	1	<=10151		ENGLISH	0	0
250	6C140-47403	KIT LABEL SAFETY	1	>=10152	←	ENGLISH	0	0
260	6C141-92100	KIT LABEL	1	<=10151		FRENCH NOT SALE	0	0
260	6C141-92103	KIT LABEL	1	>=10152	←	FRENCH NOT SALE	0	0
270	6C141-92050	MANUAL INSTRUCTION	1			FRENCH	0.18	0.396

**ACCESSORIES AND SERVICE PARTS
ACCESSOIRES ET PIECES DE SERVICE
SONTIGES ZUBEHOER UND SERVICE-TEILE**

TITLE-001-10

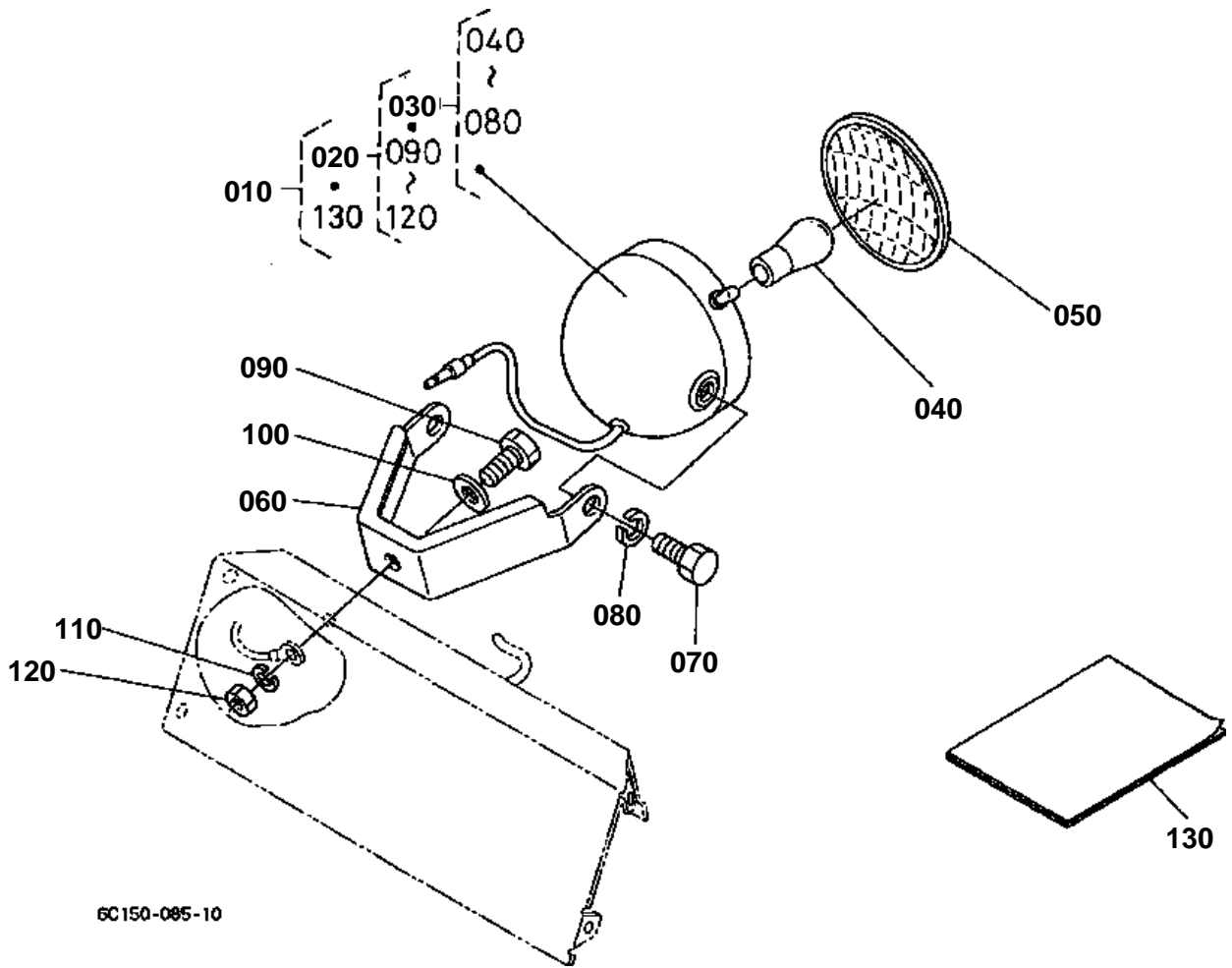


ACCESSORIES AND SERVICE PARTS

↔ Interchangeable; ≠ not interchangeable; ← new for old; → old for new

REF.No	Part No.	Description	Q'ty	S.No.	I/C	REMARKS	Weight (kgf)	Weight (lb)
010	6C140-63112	OPERATOR'S MANUAL	1			ENGLISH	0.07	0.154
010	6C141-92050	OPERATOR'S MANUAL	1			FRENCH	0.18	0.396
020	6C140-62980	MANUAL ASSEMBLY	1	≤10043		NOT SALE	0.034	0.0748
020	6C140-62982	MANUAL ASSEMBLY	1	≥10044	≠		0.033	0.0726
020	6C140-62983	MANUAL ASSEMBLY	1	≥10134	≠		0.033	0.0726
025	1G511-89810	STATEMENT WARRANTY	1			NOT SALE	0.01	0.022
030	15241-86612	WRENCH FILTER	1				0.115	0.253
040	1G111-65720	FUSE	1			30A	0.009	0.0198
050	67401-62930	ASSY SPACER CLUTCH	1				0.03	0.066
070	67401-62950	LABEL CLUTCH SPACER	1				0.002	0.0044
100	01133-51230	BOLT	12			FOR FRONT WHEEL	0.04	0.088
120	35340-11390	NUT	12			FOR REAR WHEEL	0.03	0.066

WORKING LIGHT KIT [OPTION]

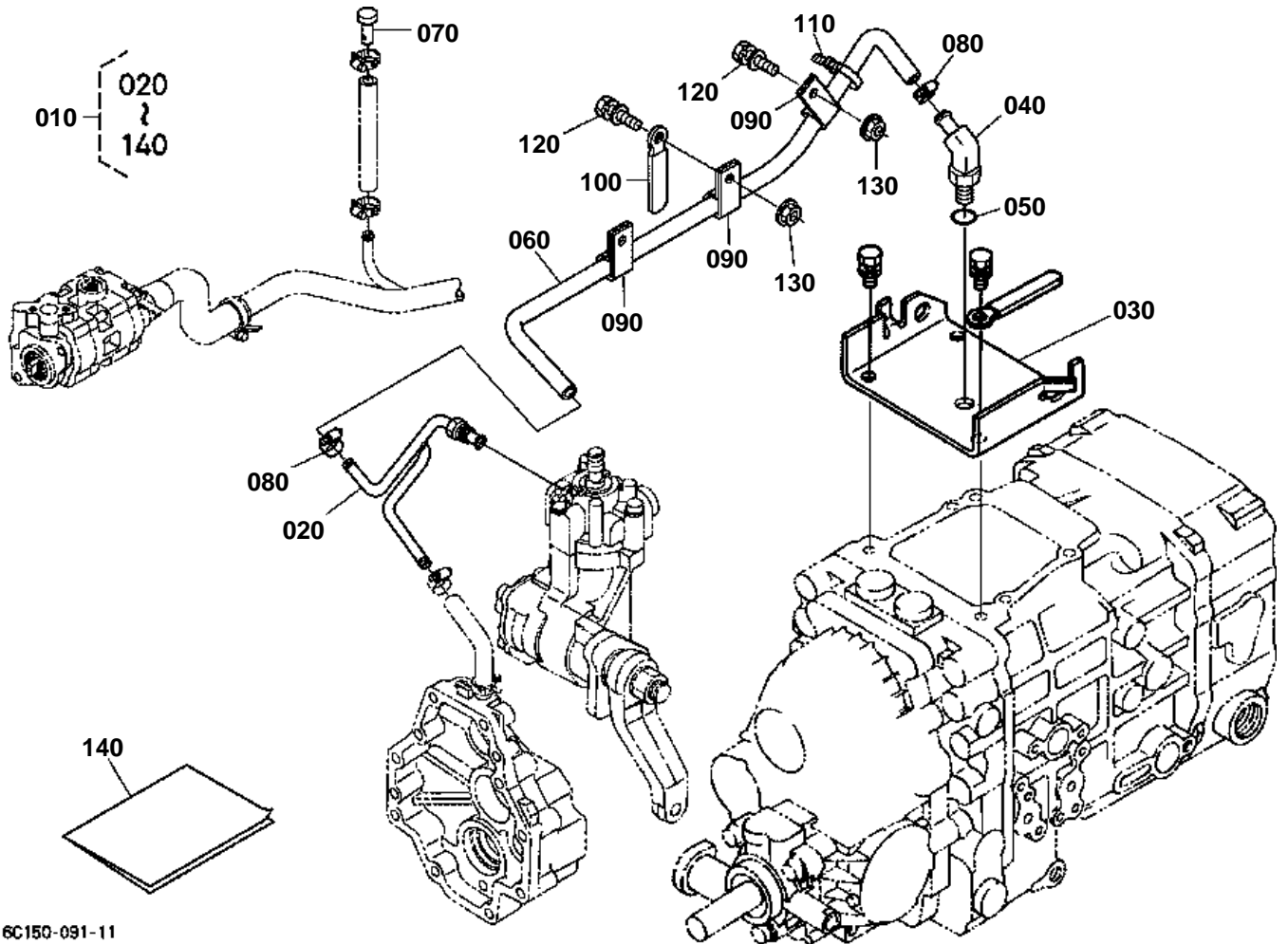


**WORKING LIGHT KIT [OPTION]**

↔ Interchangeable; ≠ not interchangeable; ← new for old; → old for new

REF.No	Part No.	Description	Q'ty	S.No.	I/C	REMARKS	Weight (kgf)	Weight (lb)
010	6C040-95500	KIT LIGHT WORKING	1	≤10071			0	0
010	6C040-95502	KIT LIGHT WORKING	1	≥10072	←		0	0
010	6C040-95503	KIT LIGHT WORKING	1	≥10184	←		0.86	1.892
020	35871-97600	ASSY LIGHT WORKING	1				0.88	1.936
030	35871-75900	ASSY LIGHT WORKING	1				0.85	1.87
040	68331-53360	BULB	1			35W	0.015	0.033
050	68331-53310	LENS	1				0.15	0.33
060	35861-75910	STAY WORKING LAMP 4	1				0.25	0.55
070	01153-50820	BOLT	2				0.012	0.0264
080	04512-60080	WASHER SPRING	2				0.002	0.0044
090	01173-51020	BOLT	1				0.017	0.0374
100	04013-60100	WASHER PLAIN	1				0.003	0.0066
110	04512-60100	WASHER SPRING	1				0.002	0.0044
120	02118-50100	NUT	1				0.005	0.011
130	6C040-95511	MANUAL ASSEMBLY	1	≤10071			0	0
130	6C040-95512	MANUAL ASSEMBLY	1	≥10072	←		0	0
130	6C040-95513	MANUAL ASSEMBLY	1	≥10184	≠		0.004	0.0088

POWER STEERING HOSE KIT [OPTION]



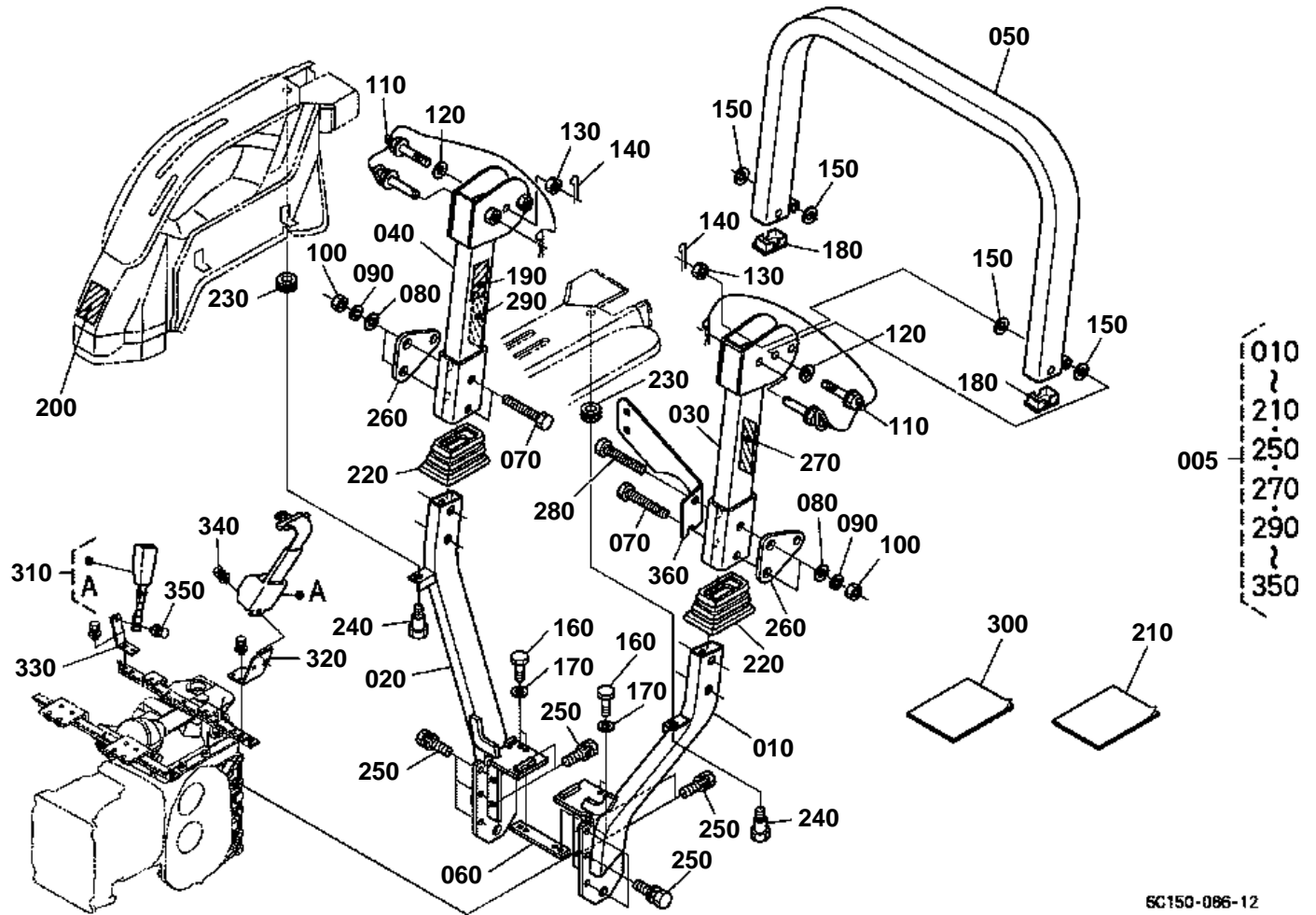
6C150-091-11

**POWER STEERING HOSE KIT [OPTION]**

↔ Interchangeable; ≠ not interchangeable; ← new for old; → old for new

REF.No	Part No.	Description	Q'ty	S.No.	I/C	REMARKS	Weight (kgf)	Weight (lb)
010	6C150-99600	KIT P/S HOSE	1				1.48	3.256
020	6C150-39310	PIPE	1				0.084	0.1848
030	6C150-99610	COVER UPPER	1				0.82	1.804
040	RP421-61740	JOINT	1				0.065	0.143
050	04811-00110	O RING	1				0	0
050	04816-00110	O RING	1		←		0.001	0.0022
060	6C150-99620	HOSE	1				0.001	0.0022
070	05122-51030	PIN JOINT	1				0.02	0.044
080	6C050-58750	CLAMP HOSE	3				0.02	0.044
090	52200-41160	CLAMP CORD	3				0.01	0.022
100	35340-29380	CLAMP CORD	1				0.01	0.022
110	53581-64150	BAND CORD	1				0.002	0.0044
120	01125-60820	BOLT	2				0.015	0.033
130	02751-50080	NUT FLANGE	2				0.006	0.0132
140	6C150-99630	MANUAL	1				0.009	0.0198

ROPS KIT (FOLDABLE TYPE) [OPTION]



6C150-086-12



ROPS KIT (FOLDABLE TYPE) [OPTION]

↔ Interchangeable; ≠ not interchangeable; ← new for old; → old for new

REF.No	Part No.	Description	Q'ty	S.No.	I/C	REMARKS	Weight (kgf)	Weight (lb)
005	6C140-89503	ASSY ROPS	1				0	0
010	99999-99999	FRAME LOWER LH	1				0	0
020	99999-99999	FRAME LOWER RH	1				0	0
030	99999-99999	FRAME MIDDLE LH	1				0	0
040	99999-99999	FRAME MIDDLE RH	1				0	0
050	99999-99999	FRAME UPPER	1				0	0
060	99999-99999	PLATE CONNECTOR	1				0	0
070	0Y109-50952	BOLT	3				0.11	0.242
080	04013-60140	WASHER PLAIN	4				0.01	0.022
090	0Y450-50090	WASHER SPRING	4				0.007	0.0154
100	0Y205-50090	NUT	4				0.03	0.066
110	TA240-48750	SET BOLT	2				0	0
120	04013-60160	WASHER PLAIN	2				0.01	0.022
130	02254-50160	NUT	2				0.04	0.088
140	05511-50430	PIN SPLIT	2				0.004	0.0088
150	04013-60160	WASHER PLAIN	4				0.01	0.022
160	0Y109-50616	BOLT	4				0.2	0.44
170	0Y450-50060	WASHER SPRING	4				0.003	0.0066
180	TC050-48770	COVER ROPS	2				0	0
190	3A111-95540	LABEL ROPS CAUTION	1			ENGLISH	0.003	0.0066
190	3A112-95540	LABEL ROPS CAUTION	1			FRENCH	0.003	0.0066
200	TA240-98480	LABEL ROPS WARNING	1			ENGLISH	0.005	0.011
200	3A112-98480	LABEL ROPS WARNING	1			FRENCH	0.004	0.0088
210	99999-99999	MANUAL ASSEMBLY	1				0	0
220	6C040-72210	COVER ROPS	2				0.066	0.1452
230	6A100-51380	CUSHION	2				0.003	0.0066
240	6C040-51342	BOLT	2				0.017	0.0374
250	01123-51235	BOLT	10				0.041	0.0902
260	6C140-54980	STAY HAZARD LIGHT	2				0.15	0.33
270	6C140-54990	REFLECTOR LABEL	1				0.003	0.0066
280	0Y109-50956	BOLT	1				0.11	0.242
290	6C140-54990	REFLECTOR LABEL	1				0.003	0.0066
300	TA240-48680	MANUAL INSTRUCTION	1				0.025	0.055
310	K2561-56850	SEAT BELT ASSY	1				0.81	1.782
320	6C040-52760	STAY SEAT BELT LH	1				0.3	0.66
330	6C040-52770	STAY SEAT BELT RH	1				0.1	0.22
340	01135-61020	BOLT	1				0.015	0.033
350	01135-61025	BOLT	1				0.04	0.088
360	6C140-54950	BRACKET SMV	1				0.85	1.87